



**Alaska Department of Education & Early Development - School Finance  
FY2025 School Operating Fund Budget Summary**

North Slope Borough School District  
District Name

Page 2

|  |                     |
|--|---------------------|
| <b>Beginning Fund Balance: July 1, 2024 - (Subject to 10% Limit - per AS 14.17.505(a)) *</b> | <u>\$4,692,872</u>  |
| <b>(Excluded from the 10% Limit)</b>   | <u>\$9,843,600</u>  |
| <b>Total Beginning Fund Balance</b>  | <u>\$14,536,472</u> |

**Revenue**

|   |                         |
|---|-------------------------|
| 010 City/Borough Appropriations         | (1) <u>\$43,458,371</u> |
| 030 Earnings on Investments             | (2) <u>2,000,000</u>    |
| 040 Other Local Revenues                | (3) <u>160,096</u>      |
| 041 Tuition from Students               | (4) <u>0</u>            |
| 042 Tuition - Other Districts           | (5) <u>0</u>            |
| 047 E-Rate Program                      | (6) <u>10,800,000</u>   |
| 050 State Sources                       | (7) <u>25,916,733</u>   |
| 100 Federal Sources - Direct            | (8) <u>3,303,000</u>    |
| 150 Federal Sources - Through the State | (9) <u>0</u>            |
| 190 Federal Sources - Other Agencies    | (10) <u>0</u>           |
| 250 Transfers From Other Funds          | (11) <u>0</u>           |
| <b>Total Revenue</b>                    | <u>\$85,638,200</u>     |

**Expenditures**

|  |                          |
|--|--------------------------|
| 100 Instruction                              | (12) <u>\$27,516,240</u> |
| 200 Special Education Instruction            | (13) <u>5,222,370</u>    |
| 220 Special Education Support Services       | (14) <u>467,260</u>      |
| 300 Support Services - Students              | (15) <u>3,639,850</u>    |
| 350 Support Services - Instruction           | (16) <u>16,220,080</u>   |
| 400 School Administration                    | (17) <u>4,181,710</u>    |
| 450 School Administration Support Services   | (18) <u>1,653,040</u>    |
| 510 District Administration                  | (19) <u>2,074,700</u>    |
| 550 District Administration Support Services | (20) <u>3,840,510</u>    |
| 600 Operations and Maintenance of Plant      | (21) <u>17,647,840</u>   |
| 700 Student Activities                       | (22) <u>2,144,400</u>    |
| 780 Community Services                       | (23) <u>0</u>            |
| 900 Other Financing Uses                     | (24) <u>4,540,000</u>    |
| <b>Total Expenditures</b>                    | <u>\$89,148,000</u>      |

|   |                       |
|---|-----------------------|
| <b>Ending Fund Balance: June 30, 2025 (Subject to 10% Limit per AS 14.17.505(a))*</b> | <u>\$4,838,291 **</u> |
| <b>(Excluded from the 10% Limit)</b>  | <u>\$6,188,381</u>    |
| <b>Total Ending Fund Balance</b>  | <u>\$11,026,672</u>   |

\*\* Must be greater than or equal to zero

\*Note regarding Fund Balance--please see the excerpt from HB 76 on the instructions page.



**Alaska Department of Education & Early Development - School Finance  
FY2025 School Operating Fund Budget Revenues**

North Slope Borough School District  
District Name

**050 State Sources** (051 includes quality schools grants)

|  |                   |                            |
|--|-------------------|----------------------------|
| 051 Foundation Program                     | <u>17,475,168</u> |                            |
| 055 Supplemental Aid                       |                   |                            |
| 056 TRS On-Behalf Payments                 | <u>3,586,700</u>  |                            |
| 057 PERS On-Behalf Payments                | <u>788,700</u>    |                            |
| 059 Tuition                                |                   |                            |
| 090 Other State Revenues - <b>Identify</b> |                   |                            |
| One Time Funding                           | <u>4,056,065</u>  |                            |
| Raffle                                     | <u>10,100</u>     |                            |
| <b>Total State Sources</b>                 |                   | <u><u>\$25,916,733</u></u> |

Transferred to (7) on page 2

**100 Federal Sources - Direct**

|   |                  |                           |
|---|------------------|---------------------------|
| 110 Impact Aid (Public Law 874 (100%))      | <u>3,303,000</u> |                           |
| 140 Other Federal Revenue - <b>Identify</b> |                  |                           |
| <b>Total Federal Sources - Direct</b>       |                  | <u><u>\$3,303,000</u></u> |

Transferred to (8) on page 2

**150 Federal Sources - Through the State of Alaska - Identify:**

|  |       |                   |
|--|-------|-------------------|
| _____  | _____ |                   |
| _____  | _____ |                   |
| <b>Total Federal Sources - Through the State</b> |       | <u><u>\$0</u></u> |

Transferred to (9) on page 2

**190 Federal Sources - Other Agencies - Identify:**

|   |       |                   |
|---|-------|-------------------|
| _____   | _____ |                   |
| _____   | _____ |                   |
| <b>Total Federal Sources - Other Agencies</b> |       | <u><u>\$0</u></u> |

Transferred to (10) on page 2

**250 Transfers From Other Funds - Identify:**

|   |       |                   |
|---|-------|-------------------|
| _____                                   | _____ |                   |
| _____                                   | _____ |                   |
| <b>Total Transfers From Other Funds</b> |       | <u><u>\$0</u></u> |

Transferred to (11) on page 2

|                                 |  |                            |
|---------------------------------|--|----------------------------|
| <b>Total Projected Revenues</b> |  | <u><u>\$85,638,200</u></u> |
|---------------------------------|--|----------------------------|

**Alaska Department of Education & Early Development - School Finance  
FY2025 School Operating Fund Budget Expenditures**

North Slope Borough School District  
District Name

| <i><b>Function 100 Instruction</b></i>         | Amount                      | Personnel FTE |
|--|-----------------------------|---------------|
| Salaries                                       |                             |               |
| 310 Certificated Salaries                      | <u>15,091,755</u>           | <u>173.70</u> |
| 320 Non-Certificated Salaries                  | <u>1,623,007</u>            | <u>36.00</u>  |
| <b>Total Salaries</b>                          | <u>\$16,714,762</u>         |               |
| Employee Benefits                              |                             |               |
| 360 Employee Benefits                          | <u>9,455,778</u>            |               |
| 380 Housing Allowance/Subsidy                  | <u>                    </u> |               |
| 390 Transportation Allowance                   | <u>                    </u> |               |
| <b>Total Employee Benefits</b>                 | <u>\$9,455,778</u>          |               |
| <b>Total Salaries &amp; Employee Benefits</b>  | <u><u>\$26,170,540</u></u>  |               |
| Non-Personnel                                  |                             |               |
| 410 Professional and Technical Services        | <u>200,000</u>              |               |
| 419 Chief Administrator Contract Services      | <u>                    </u> |               |
| 420 Staff Travel                               | <u>40,000</u>               |               |
| 425 Student Travel                             | <u>                    </u> |               |
| 430 Utility Services                           | <u>1,000</u>                |               |
| 435 Energy                                     | <u>                    </u> |               |
| 440 Other Purchased Services                   | <u>414,100</u>              |               |
| 445 Insurance and Bond Premiums                | <u>                    </u> |               |
| 450 Supplies, Materials and Media              | <u>690,600</u>              |               |
| 480 Tuition and Stipends                       | <u>                    </u> |               |
| 490 Other Expenses - Identify:                 | <u>                    </u> |               |
| _____  | <u>                    </u> |               |
| _____  | <u>                    </u> |               |
| _____  | <u>                    </u> |               |
| 510 Equipment                                  | <u>                    </u> |               |
| <b>Total Non-Personnel</b>                     | <u><u>\$1,345,700</u></u>   |               |
| <b>Total Salaries, Benefits, Non-Personnel</b> | <u><u>\$27,516,240</u></u>  |               |

Transferred to (12) on page 2



**Alaska Department of Education & Early Development - School Finance  
FY2025 School Operating Fund Budget Expenditures**

North Slope Borough School District  
District Name

| <b>Function 220 Special Education Support Services - Students</b> | Amount            | Personnel FTE |
|---|-------------------|---------------|
| Salaries  |                   |               |
| 310 Certificated Salaries   | <u>149,700</u>    | <u>1.00</u>   |
| 320 Non-Certificated Salaries                                     | <u>71,740</u>     | <u>1.00</u>   |
| <b>Total Salaries</b>   | <u>\$221,440</u>  |               |
| Employee Benefits   |                   |               |
| 360 Employee Benefits   | <u>141,420</u>    |               |
| 380 Housing Allowance/Subsidy                                     | <u>          </u> |               |
| 390 Transportation Allowance                                      | <u>          </u> |               |
| <b>Total Employee Benefits</b>                                    | <u>\$141,420</u>  |               |
| <b>Total Salaries &amp; Employee Benefits</b>                     | <u>\$362,860</u>  |               |
| Non-Personnel   |                   |               |
| 410 Professional and Technical Services                           | <u>          </u> |               |
| 419 Chief Administrator Contract Services                         | <u>80,000</u>     |               |
| 420 Staff Travel  | <u>4,700</u>      |               |
| 425 Student Travel  | <u>          </u> |               |
| 430 Utility Services  | <u>1,200</u>      |               |
| 435 Energy  | <u>          </u> |               |
| 440 Other Purchased Services                                      | <u>5,500</u>      |               |
| 445 Insurance and Bond Premiums                                   | <u>          </u> |               |
| 450 Supplies, Materials and Media                                 | <u>13,000</u>     |               |
| 480 Tuition and Stipends  | <u>          </u> |               |
| 490 Other Expenses - Identify:                                    | <u>          </u> |               |
| _____   | <u>          </u> |               |
| _____   | <u>          </u> |               |
| _____   | <u>          </u> |               |
| 510 Equipment   | <u>          </u> |               |
| <b>Total Non-Personnel</b>  | <u>\$104,400</u>  |               |
| <b>Total Salaries, Benefits, Non-Personnel</b>                    | <u>\$467,260</u>  |               |

Transferred to (14) on page 2

**Alaska Department of Education & Early Development - School Finance  
FY2025 School Operating Fund Budget Expenditures**

North Slope Borough School District  
District Name

**Function 300 Support Services - Students**

|  | Amount                               | Personnel FTE |
|--|--------------------------------------|---------------|
| Salaries   |                                      |               |
| 310 Certificated Salaries                          | <u>1,263,000</u>                     | <u>14.00</u>  |
| 320 Non-Certificated Salaries                      | <u>897,887</u>                       | <u>14.25</u>  |
| <b>Total Salaries</b>                              | <b><u>\$2,160,887</u></b>            |               |
| Employee Benefits                                  |                                      |               |
| 360 Employee Benefits                              | <u>1,478,463</u>                     |               |
| 380 Housing Allowance/Subsidy                      | <u></u>                              |               |
| 390 Transportation Allowance                       | <u></u>                              |               |
| <b>Total Employee Benefits</b>                     | <b><u>\$1,478,463</u></b>            |               |
| <br><b>Total Salaries &amp; Employee Benefits</b>  | <br><b><u><u>\$3,639,350</u></u></b> |               |
| Non-Personnel                                      |                                      |               |
| 410 Professional and Technical Services            | <u></u>                              |               |
| 420 Staff Travel                                   | <u></u>                              |               |
| 425 Student Travel                                 | <u></u>                              |               |
| 430 Utility Services                               | <u></u>                              |               |
| 435 Energy   | <u></u>                              |               |
| 440 Other Purchased Services                       | <u></u>                              |               |
| 445 Insurance and Bond Premiums                    | <u></u>                              |               |
| 450 Supplies, Materials and Media                  | <u>500</u>                           |               |
| 480 Tuition and Stipends                           | <u></u>                              |               |
| 490 Other Expenses - Identify:                     | <u></u>                              |               |
| <u></u>  | <u></u>                              |               |
| <u></u>  | <u></u>                              |               |
| <u></u>  | <u></u>                              |               |
| 510 Equipment                                      | <u></u>                              |               |
| <b>Total Non-Personnel</b>                         | <b><u>\$500</u></b>                  |               |
| <br><b>Total Salaries, Benefits, Non-Personnel</b> | <br><b><u><u>\$3,639,850</u></u></b> |               |

Transferred to (15) on page 2



**Alaska Department of Education & Early Development - School Finance  
FY2025 School Operating Fund Budget Expenditures**

North Slope Borough School District  
District Name

**Function 350 Support Services - Instruction**

|  | Amount                      | Personnel FTE |
|--|-----------------------------|---------------|
| Salaries                                       |                             |               |
| 310 Certificated Salaries                      | <u>998,045</u>              | <u>8.00</u>   |
| 320 Non-Certificated Salaries                  | <u>984,932</u>              | <u>13.50</u>  |
| <b>Total Salaries</b>                          | <u>\$1,982,977</u>          |               |
| Employee Benefits                              |                             |               |
| 360 Employee Benefits                          | <u>1,268,303</u>            |               |
| 380 Housing Allowance/Subsidy                  | <u>                    </u> |               |
| 390 Transportation Allowance                   | <u>                    </u> |               |
| <b>Total Employee Benefits</b>                 | <u>\$1,268,303</u>          |               |
| <b>Total Salaries &amp; Employee Benefits</b>  | <u>\$3,251,280</u>          |               |
| Non-Personnel                                  |                             |               |
| 410 Professional and Technical Services        | <u>222,000</u>              |               |
| 420 Staff Travel                               | <u>156,600</u>              |               |
| 425 Student Travel                             | <u>0</u>                    |               |
| 430 Utility Services                           | <u>11,491,000</u>           |               |
| 435 Energy                                     | <u>                    </u> |               |
| 440 Other Purchased Services                   | <u>517,600</u>              |               |
| 445 Insurance and Bond Premiums                | <u>                    </u> |               |
| 450 Supplies, Materials and Media              | <u>551,600</u>              |               |
| 480 Tuition and Stipends                       | <u>                    </u> |               |
| 490 Other Expenses - Identify:                 |                             |               |
| Other  | <u>5,000</u>                |               |
|  | <u>                    </u> |               |
|  | <u>                    </u> |               |
| 510 Equipment                                  | <u>25,000</u>               |               |
| <b>Total Non-Personnel</b>                     | <u>\$12,968,800</u>         |               |
| <b>Total Salaries, Benefits, Non-Personnel</b> | <u>\$16,220,080</u>         |               |

Transferred to (16) on page 2

**Alaska Department of Education & Early Development - School Finance  
FY2025 School Operating Fund Budget Expenditures**

North Slope Borough School District  
District Name

| <b>Function 400 School Administration</b>      | Amount                      | Personnel FTE |
|--|-----------------------------|---------------|
| Salaries                                       |                             |               |
| 310 Certificated Salaries                      | <u>2,491,712</u>            | <u>17.50</u>  |
| <b>Total Salaries</b>                          | <u>\$2,491,712</u>          |               |
| Employee Benefits                              |                             |               |
| 360 Employee Benefits                          | <u>1,330,698</u>            |               |
| 380 Housing Allowance/Subsidy                  | <u>                    </u> |               |
| 390 Transportation Allowance                   | <u>                    </u> |               |
| <b>Total Employee Benefits</b>                 | <u>\$1,330,698</u>          |               |
| <b>Total Salaries &amp; Employee Benefits</b>  | <u>\$3,822,410</u>          |               |
| Non-Personnel                                  |                             |               |
| 410 Professional and Technical Services        | <u>5,000</u>                |               |
| 419 Chief Administrator Contract Services      | <u>                    </u> |               |
| 420 Staff Travel                               | <u>36,000</u>               |               |
| 425 Student Travel                             | <u>                    </u> |               |
| 430 Utility Services                           | <u>116,800</u>              |               |
| 435 Energy                                     | <u>                    </u> |               |
| 440 Other Purchased Services                   | <u>133,800</u>              |               |
| 445 Insurance and Bond Premiums                | <u>                    </u> |               |
| 450 Supplies, Materials and Media              | <u>64,700</u>               |               |
| 480 Tuition and Stipends                       | <u>                    </u> |               |
| 490 Other Expenses - Identify:                 |                             |               |
| Other  | <u>3,000</u>                |               |
|  | <u>                    </u> |               |
|  | <u>                    </u> |               |
| 510 Equipment                                  | <u>                    </u> |               |
| <b>Total Non-Personnel</b>                     | <u>\$359,300</u>            |               |
| <b>Total Salaries, Benefits, Non-Personnel</b> | <u>\$4,181,710</u>          |               |

Transferred to (17) on page 2

**Alaska Department of Education & Early Development - School Finance  
FY2025 School Operating Fund Budget Expenditures**

North Slope Borough School District  
District Name

| <b>Function 450 School Administration Support Services</b> | Amount                    | Personnel FTE |
|--|---------------------------|---------------|
| Salaries   |                           |               |
| 320 Non-Certificated Salaries                              | 919,130                   | 18.00         |
| <b>Total Salaries</b>                                      | <u>\$919,130</u>          |               |
| Employee Benefits  |                           |               |
| 360 Employee Benefits                                      | 733,910                   |               |
| 380 Housing Allowance/Subsidy                              | _____                     |               |
| 390 Transportation Allowance                               | _____                     |               |
| <b>Total Employee Benefits</b>                             | <u>\$733,910</u>          |               |
| <b>Total Salaries &amp; Employee Benefits</b>              | <u><u>\$1,653,040</u></u> |               |
| Non-Personnel  |                           |               |
| 410 Professional and Technical Services                    | _____                     |               |
| 420 Staff Travel   | _____                     |               |
| 425 Student Travel   | _____                     |               |
| 430 Utility Services                                       | _____                     |               |
| 435 Energy   | _____                     |               |
| 440 Other Purchased Services                               | _____                     |               |
| 445 Insurance and Bond Premiums                            | _____                     |               |
| 450 Supplies, Materials and Media                          | _____                     |               |
| 480 Tuition and Stipends                                   | _____                     |               |
| 490 Other Expenses - Identify:                             | _____                     |               |
| _____  | _____                     |               |
| _____  | _____                     |               |
| _____  | _____                     |               |
| 510 Equipment  | _____                     |               |
| <b>Total Non-Personnel</b>                                 | <u>\$0</u>                |               |
| <b>Total Salaries, Benefits, Non-Personnel</b>             | <u><u>\$1,653,040</u></u> |               |

Transferred to (18) on page 2

**Alaska Department of Education & Early Development - School Finance  
FY2025 School Operating Fund Budget Expenditures**

North Slope Borough School District  
District Name

**Function 510 District Administration**

|  | Amount                        | Personnel FTE |
|--|-------------------------------|---------------|
| Salaries   |                               |               |
| 310 Certificated Salaries                          | <u>175,000</u>                | <u>1.00</u>   |
| 320 Non-Certificated Salaries                      | <u>640,910</u>                | <u>10.00</u>  |
| <b>Total Salaries</b>                              | <u>\$815,910</u>              |               |
| Employee Benefits                                  |                               |               |
| 360 Employee Benefits                              | <u>570,590</u>                |               |
| 380 Housing Allowance/Subsidy                      | <u></u>                       |               |
| 390 Transportation Allowance                       | <u></u>                       |               |
| <b>Total Employee Benefits</b>                     | <u>\$570,590</u>              |               |
| <br><b>Total Salaries &amp; Employee Benefits</b>  | <br><u><u>\$1,386,500</u></u> |               |
| Non-Personnel                                      |                               |               |
| 410 Professional and Technical Services            | <u>381,000</u>                |               |
| 419 Chief Administrator Contract Services          | <u></u>                       |               |
| 420 Staff Travel                                   | <u>177,000</u>                |               |
| 425 Student Travel                                 | <u>20,000</u>                 |               |
| 430 Utility Services                               | <u>7,000</u>                  |               |
| 435 Energy   | <u></u>                       |               |
| 440 Other Purchased Services                       | <u>13,500</u>                 |               |
| 445 Insurance and Bond Premiums                    | <u></u>                       |               |
| 450 Supplies, Materials and Media                  | <u>61,700</u>                 |               |
| 480 Tuition and Stipends                           | <u></u>                       |               |
| 490 Other Expenses - Identify:                     |                               |               |
| Membership   | <u>28,000</u>                 |               |
|  | <u></u>                       |               |
|  | <u></u>                       |               |
| 510 Equipment                                      | <u></u>                       |               |
| <b>Total Non-Personnel</b>                         | <u><u>\$688,200</u></u>       |               |
| <br><b>Total Salaries, Benefits, Non-Personnel</b> | <br><u><u>\$2,074,700</u></u> |               |

Transferred to (19) on page 2

**Alaska Department of Education & Early Development - School Finance  
FY2025 School Operating Fund Budget Expenditures**

North Slope Borough School District  
District Name

**Function 550 District Administration Support Services**

|  | Amount                      | Personnel FTE |
|--|-----------------------------|---------------|
| Salaries                                       |                             |               |
| 310 Certificated Salaries                      | <u>82,500</u>               | <u>0.50</u>   |
| 320 Non-Certificated Salaries                  | <u>1,955,980</u>            | <u>17.00</u>  |
| <b>Total Salaries</b>                          | <u>\$2,038,480</u>          |               |
| Employee Benefits                              |                             |               |
| 360 Employee Benefits                          | <u>1,055,030</u>            |               |
| 380 Housing Allowance/Subsidy                  | <u>                    </u> |               |
| 390 Transportation Allowance                   | <u>                    </u> |               |
| <b>Total Employee Benefits</b>                 | <u>\$1,055,030</u>          |               |
| <b>Total Salaries &amp; Employee Benefits</b>  | <u><u>\$3,093,510</u></u>   |               |
| Non-Personnel                                  |                             |               |
| 410 Professional and Technical Services        | <u>267,000</u>              |               |
| 420 Staff Travel                               | <u>105,000</u>              |               |
| 425 Student Travel                             | <u>                    </u> |               |
| 430 Utility Services                           | <u>15,200</u>               |               |
| 435 Energy                                     | <u>                    </u> |               |
| 440 Other Purchased Services                   | <u>66,500</u>               |               |
| 445 Insurance and Bond Premiums                | <u>393,300</u>              |               |
| 450 Supplies, Materials and Media              | <u>47,000</u>               |               |
| 480 Tuition and Stipends                       | <u>                    </u> |               |
| 490 Other Expenses - Identify:                 |                             |               |
|  | <u>3,000</u>                |               |
|  | <u>                    </u> |               |
|  | <u>                    </u> |               |
| 495 Indirect Costs                             | <u>(150,000)</u>            |               |
| 510 Equipment                                  | <u>                    </u> |               |
| <b>Total Non-Personnel</b>                     | <u><u>\$747,000</u></u>     |               |
| <b>Total Salaries, Benefits, Non-Personnel</b> | <u><u>\$3,840,510</u></u>   |               |

Transferred to (20) on page 2



**Alaska Department of Education & Early Development - School Finance  
FY2025 School Operating Fund Budget Expenditures**

North Slope Borough School District  
District Name

| <i>Function 700 Student Activities</i>         | Amount                    | Personnel FTE |
|--|---------------------------|---------------|
| Salaries                                       |                           |               |
| 310 Certificated Salaries                      | <u>447,832</u>            | <u>0.00</u>   |
| 320 Non-Certificated Salaries                  | <u>205,383</u>            | <u>1.00</u>   |
| <b>Total Salaries</b>                          | <u>\$653,215</u>          |               |
| Employee Benefits                              |                           |               |
| 360 Employee Benefits                          | <u>194,225</u>            |               |
| 380 Housing Allowance/Subsidy                  | <u>          </u>         |               |
| 390 Transportation Allowance                   | <u>          </u>         |               |
| <b>Total Employee Benefits</b>                 | <u>\$194,225</u>          |               |
| <b>Total Salaries &amp; Employee Benefits</b>  | <u><u>\$847,440</u></u>   |               |
| Non-Personnel                                  |                           |               |
| 410 Professional and Technical Services        | <u>104,440</u>            |               |
| 420 Staff Travel                               | <u>12,000</u>             |               |
| 425 Student Travel                             | <u>1,125,020</u>          |               |
| 430 Utility Services                           | <u>          </u>         |               |
| 435 Energy                                     | <u>          </u>         |               |
| 440 Other Purchased Services                   | <u>          </u>         |               |
| 445 Insurance and Bond Premiums                | <u>          </u>         |               |
| 450 Supplies, Materials and Media              | <u>40,500</u>             |               |
| 480 Tuition and Stipends                       | <u>          </u>         |               |
| 490 Other Expenses - Identify:                 |                           |               |
| ASAA   | <u>15,000</u>             |               |
|  | <u>          </u>         |               |
|  | <u>          </u>         |               |
| 510 Equipment                                  | <u>          </u>         |               |
| <b>Total Non-Personnel</b>                     | <u><u>\$1,296,960</u></u> |               |
| <b>Total Salaries, Benefits, Non-Personnel</b> | <u><u>\$2,144,400</u></u> |               |

Transferred to (22) on page 2

**Alaska Department of Education & Early Development - School Finance  
FY2025 School Operating Fund Budget Expenditures**

North Slope Borough School District  
District Name

| <i><b>Function 780 Community Services</b></i>  | Amount | Personnel FTE |
|--|--------|---------------|
| Salaries                                       |        |               |
| 310 Certificated Salaries                      | _____  | _____         |
| 320 Non-Certificated Salaries                  | _____  | _____         |
| <b>Total Salaries</b>                          | _____  | <b>\$0</b>    |
| Employee Benefits                              |        |               |
| 360 Employee Benefits                          | _____  |               |
| 380 Housing Allowance/Subsidy                  | _____  |               |
| 390 Transportation Allowance                   | _____  |               |
| <b>Total Employee Benefits</b>                 | _____  | <b>\$0</b>    |
| <b>Total Salaries &amp; Employee Benefits</b>  | _____  | <b>\$0</b>    |
| Non-Personnel                                  |        |               |
| 410 Professional and Technical Services        | _____  |               |
| 420 Staff Travel                               | _____  |               |
| 425 Student Travel                             | _____  |               |
| 430 Utility Services                           | _____  |               |
| 435 Energy                                     | _____  |               |
| 440 Other Purchased Services                   | _____  |               |
| 445 Insurance and Bond Premiums                | _____  |               |
| 450 Supplies, Materials and Media              | _____  |               |
| 480 Tuition and Stipends                       | _____  |               |
| 490 Other Expenses - Identify:                 | _____  |               |
| _____  | _____  |               |
| _____  | _____  |               |
| _____  | _____  |               |
| 510 Equipment                                  | _____  |               |
| <b>Total Non-Personnel</b>                     | _____  | <b>\$0</b>    |
| <b>Total Salaries, Benefits, Non-Personnel</b> | _____  | <b>\$0</b>    |

Transferred to (23) on page 2



**Alaska Department of Education & Early Development - School Finance  
FY2025 School Operating Fund Budget Other Financing Uses**

North Slope Borough School District  
District Name

**Function 900 Other Financing Uses**

Transfers To:

550 Transfer to Other Funds

|                                   | Amount                    |
|-----------------------------------|---------------------------|
| Pupil Transportation              | 150,000                   |
| Food Servicesa                    | 2,825,000                 |
| Teacher Housing                   | 1,365,000                 |
| Community Ed                      | 200,000                   |
|                                   |                           |
|                                   |                           |
| <b>Total Other Financing Uses</b> | <b><u>\$4,540,000</u></b> |

Transferred to (24) on page 2

**Alaska Department of Education and Early Development - School Finance  
FY2025 School Operating Fund Budget TRS/PERS Functional Breakdown**

North Slope Borough School District  
District Name

The department uses two required revenue object codes, 056 and 057, for the purpose of recording TRS and PERS on-behalf revenue. The full amount of the TRS and PERS on-behalf from all funds must be recorded in the operating fund. The district is to calculate the functional break-out in order to allocate the related on-behalf expenditure.

The district is to use the following allocation method for breaking out the TRS by function.

- 1) To calculate the TRS on-behalf amount take the difference between the Board Recommended Rate and the Effective Rate and multiply the difference by the total district wide TRS payroll from all funds. You will now have the total dollar amount of the TRS on-behalf for all funds.
- 2) Divide the (total district wide TRS payroll by function from all funds) by the (total district wide TRS payroll from all funds) to derive a percentage of total district wide TRS payroll by function.
- 3) The total district wide TRS payroll by function percentage is multiplied by the total TRS on-behalf to come up with the total TRS on-behalf by function to be recorded in the operating fund.

The district is to use the same methodology for recording total PERS on-behalf. The TRS and PERS on-behalf allocations are to be recorded in the schedule below and also included in the employee benefits in each function. The total on-behalf employee benefits by function should reconcile to the total on-behalf revenues recorded from page 4.

**Note: TRS on-behalf rate for FY2025 is 16.03% and PERS on-behalf rate for FY2025 is 4.76%**

|  | TRS              | PERS           |
|--|------------------|----------------|
| <b>Total On-Behalf Revenue from page 4</b>           | <u>3,586,700</u> | <u>788,700</u> |
| Function 100 On-Behalf Expenditures                  | <u>2,444,516</u> | <u>82,522</u>  |
| Function 200 On-Behalf Expenditures                  | <u>283,775</u>   | <u>68,629</u>  |
| Function 220 On-Behalf Expenditures                  | <u>24,003</u>    | <u>3,959</u>   |
| Function 300 On-Behalf Expenditures                  | <u>195,725</u>   | <u>42,171</u>  |
| Function 350 On-Behalf Expenditures                  | <u>200,390</u>   | <u>45,256</u>  |
| Function 400 On-Behalf Expenditures                  | <u>383,789</u>   |                |
| Function 450 On-Behalf Expenditures                  |                  | <u>43,753</u>  |
| Function 510 On-Behalf Expenditures                  | <u>28,052</u>    | <u>20,417</u>  |
| Function 550 On-Behalf Expenditures                  | <u>13,225</u>    | <u>88,769</u>  |
| Function 600 On-Behalf Expenditures                  | <u>13,225</u>    | <u>387,655</u> |
| Function 700 On-Behalf Expenditures                  |                  | <u>5,569</u>   |
| Function 780 On-Behalf Expenditures                  |                  |                |
| <b>Total On-Behalf Employee Benefits by Function</b> | <u>3,586,700</u> | <u>788,700</u> |

Note: TRS and PERS on-behalf for Pupil Transportation and Food Service should be included in function 300 and TRS and PERS on-behalf for Construction & Facilities Acquisition should be included in function 600.

North Slope Borough  
 FY19-FY25  
 Revenues, Expenditures and Transfers  
 Alaska Department of Education Required Form

| NORTH SLOPE BOROUGH SCHOOL DISTRICT    |                   |                   |                   |                   |                   |                   |                   |
|--|-------------------|-------------------|-------------------|-------------------|-------------------|-------------------|-------------------|
| ADM                                    | 1,932             | 1,953             | 1,942             | 1,863             | 1,864             | 1,798             | 1,822             |
|  | 2019 Audit        | 2020 Audit        | 2021 Audit        | 2022 Audit        | 2023 Audit        | 2024 Rev1         | 2025 Original     |
| <b>REVENUE Category</b>                |                   |                   |                   |                   |                   |                   |                   |
| 011 City/Borough Appropriation         | 38,024,634        | 33,563,297        | 38,766,371        | 37,837,907        | 39,004,638        | 38,766,371        | 38,766,371        |
| 012 City/Borough In-kind Appropriation | 2,559,980         | 2,664,060         | 3,526,447         | 3,638,990         | 4,692,862         | 4,692,862         | 4,692,000         |
| 030 Investment Earnings                | 12,850            | 6,675             | 399,547           | 121,534           | 1,558,615         | 2,092,000         | 2,000,000         |
| 040 Other Local Revenue                | 404,307           | 238,559           | 99,726            | 827,829           | 183,976           | 156,767           | 160,096           |
| <b>TOTAL LOCAL REVENUE</b>             | <b>41,001,771</b> | <b>36,472,591</b> | <b>42,792,091</b> | <b>42,426,260</b> | <b>45,440,091</b> | <b>45,708,000</b> | <b>45,618,467</b> |
| <b>047 E-RATE</b>                      |                   |                   |                   |                   |                   |                   |                   |
| 051 Foundation Program                 | 4,444,666         | 4,825,200         | 4,765,437         | 4,275,180         | 4,104,659         | 5,400,000         | 10,800,000        |
| 056 TRS On-Behalf                      | 18,892,303        | 18,778,316        | 18,065,624        | 17,560,231        | 18,128,297        | 18,392,280        | 17,475,168        |
| 057 PERS On-Behalf                     | 2,825,321         | 2,958,738         | 2,974,259         | 3,018,030         | 1,636,874         | 2,414,656         | 3,586,700         |
| 090 Other State                        | 830,046           | 881,002           | 1,080,388         | 971,256           | 358,827           | 401,011           | 788,700           |
|  |                   |                   |                   | 10,024            | 1,401,251         | 2,144,453         | 4,066,165         |
| <b>TOTAL STATE REVENUE</b>             | <b>22,547,670</b> | <b>22,618,056</b> | <b>22,120,271</b> | <b>21,559,541</b> | <b>21,525,249</b> | <b>23,352,400</b> | <b>25,916,733</b> |
| 100 Federal Sources-Direct             | 8,936,511         | 6,974,479         | 5,076,241         | 4,374,448         | 618,740           | 9,843,600         | 3,303,000         |
| <b>TOTAL FEDERAL REVENUE</b>           | <b>8,936,511</b>  | <b>6,974,479</b>  | <b>5,076,241</b>  | <b>4,374,448</b>  | <b>618,740</b>    | <b>9,843,600</b>  | <b>3,303,000</b>  |
| 200 Other Revenue                      |                   | -                 | -                 | -                 | -                 | -                 | -                 |
| <b>GRAND TOTAL Revenues</b>            | <b>76,930,618</b> | <b>70,890,326</b> | <b>74,754,040</b> | <b>72,635,429</b> | <b>71,688,739</b> | <b>84,304,000</b> | <b>85,638,200</b> |
| <b>EXPENDITURE Category</b>            |                   |                   |                   |                   |                   |                   |                   |
| <b>100 Instruction</b>                 |                   |                   |                   |                   |                   |                   |                   |
| 310 Certified Salaries                 | 11,693,122        | 11,718,274        | 12,423,842        | 12,674,832        | 12,691,426        | 13,745,000        | 15,091,755        |
| 320 NonCert Salaries                   | 2,159,440         | 1,442,147         | 1,550,542         | 1,578,749         | 1,593,726         | 1,835,900         | 1,623,007         |
| 360 Employee Benefits                  | 7,466,534         | 7,497,886         | 8,327,333         | 8,126,161         | 7,897,672         | 9,164,000         | 9,455,778         |
| 410 Professional/Tech Svc              | 362,306           | 198,185           | 22,250            | 69,117            | 237,862           | 400,000           | 200,000           |
| 420 Staff Travel                       | 91,308            | 9,557             | 75                | 79,282            | 116,399           | 40,000            | 40,000            |
| 425 Student Travel                     | 28,457            | 47,476            | -                 | -                 | -                 | -                 | -                 |
| 430 Utility Services                   | 13,125            | 1,465             | 1,191             | 6,496             | 313               | 1,000             | 1,000             |
| 440 Other Purchased Svc                | 47,612            | 950               | -                 | 2,716             | 13,683            | 16,100            | 414,100           |
| 450 Supplies, Material, Media          | 601,758           | 464,734           | 475,771           | 464,120           | 755,437           | 862,600           | 690,600           |
| 490 Other Expenses Tuition Stipend     | 8,758             | 907               | 374               | -                 | 83,722            | -                 | -                 |
| 510 Equipment                          | 11,545            | -                 | -                 | -                 | 29,630            | -                 | -                 |
| <b>Total Instruction</b>               | <b>22,483,965</b> | <b>21,381,581</b> | <b>22,801,378</b> | <b>23,001,473</b> | <b>23,419,870</b> | <b>26,064,600</b> | <b>27,516,240</b> |
| <b>200 Special Education</b>           |                   |                   |                   |                   |                   |                   |                   |
| 310 Certified Salaries                 | 1,599,167         | 1,884,719         | 1,672,447         | 1,609,599         | 1,696,728         | 1,750,000         | 1,820,020         |
| 320 NonCert Salaries                   | 718,152           | 713,262           | 752,669           | 655,246           | 772,931           | 1,168,430         | 1,441,300         |
| 360 Employee Benefits                  | 1,468,406         | 1,546,702         | 1,510,370         | 1,428,957         | 1,358,952         | 1,600,000         | 1,948,050         |
| 410 Professional/Tech Svc              | -                 | -                 | -                 | -                 | -                 | 3,000             | 3,000             |
| 420 Staff Travel                       | -                 | -                 | -                 | 2,511             | 1,958             | 12,570            | 4,000             |
| 425 Student Travel                     | 4,045             | -                 | 3,159             | -                 | -                 | -                 | 2,000             |
| 450 Supplies, Material, Media          | 22,563            | 14,924            | 4,137             | 932               | -                 | 9,000             | 4,000             |
| <b>Total Special Education</b>         | <b>3,812,333</b>  | <b>4,159,607</b>  | <b>3,942,782</b>  | <b>3,697,245</b>  | <b>3,830,569</b>  | <b>4,543,000</b>  | <b>5,222,370</b>  |
| <b>220 Special Ed-Support Svc</b>      |                   |                   |                   |                   |                   |                   |                   |
| 310 Certified Salaries                 | 106,525           | 138,026           | 145,731           | 132,751           | 136,743           | 190,000           | 149,700           |
| 320 NonCert Salaries                   | 22,936            | 24,497            | 36,284            | 7,558             | 10,970            | 20,150            | 71,740            |
| 360 Employee Benefits                  | 113,025           | 100,964           | 106,503           | 85,451            | 78,269            | 120,600           | 141,420           |
| 410 Professional/Tech Svc              | 482,947           | 291,732           | 257,575           | 164,219           | 68,399            | 225,000           | 80,000            |
| 420 Staff Travel                       | 11,504            | 3,884             | -                 | 2,690             | 3,107             | 4,700             | 4,700             |
| 430 Utility Services                   | 892               | 508               | 1,224             | 898               | 770               | 1,600             | 1,200             |
| 440 Other Purchased Svc                | 4,986             | 3,212             | 2,551             | 1,966             | 4,035             | 6,200             | 5,500             |
| 450 Supplies, Material, Media          | 8,135             | 4,041             | 8,049             | 220               | 1,294             | 12,750            | 13,000            |
| <b>Total Special Ed-Support Svc</b>    | <b>750,950</b>    | <b>566,864</b>    | <b>557,917</b>    | <b>395,753</b>    | <b>303,587</b>    | <b>581,000</b>    | <b>467,260</b>    |

North Slope Borough  
 FY19-FY25  
 Revenues, Expenditures and Transfers  
 Alaska Department of Education Required Form

| NORTH SLOPE BOROUGH SCHOOL DISTRICT    |                   |                   |                   |                  |                  |                   |                   |
|--|-------------------|-------------------|-------------------|------------------|------------------|-------------------|-------------------|
| ADM                                    | 1,932             | 1,953             | 1,942             | 1,863            | 1,864            | 1,798             | 1,822             |
|  | 2019 Audit        | 2020 Audit        | 2021 Audit        | 2022 Audit       | 2023 Audit       | 2024 Rev1         | 2025 Original     |
| <b>300 Support Svc/Students</b>        |                   |                   |                   |                  |                  |                   |                   |
| 310 Certified Salaries                 | 819,976           | 936,757           | 872,116           | 684,423          | 1,044,951        | 915,650           | 1,263,000         |
| 320 NonCert Salaries                   | 824,039           | 765,515           | 812,183           | 792,439          | 761,643          | 847,050           | 897,887           |
| 360 Employee Benefits                  | 1,115,841         | 1,302,855         | 1,355,972         | 1,205,085        | 1,103,704        | 1,149,400         | 1,478,463         |
| 410 Professional/Tech Svc              | -                 | -                 | 1,327             | -                | -                | -                 | -                 |
| 420 Staff Travel                       | 5,929             | 1,285             | -                 | -                | -                | -                 | -                 |
| 450 Supplies, Material, Media          | 22,936            | 3,940             | 80                | -                | 2,084            | 45,500            | 500               |
| <b>Total Support Svc/Students</b>      | <b>2,788,721</b>  | <b>3,010,352</b>  | <b>3,041,678</b>  | <b>2,681,947</b> | <b>2,912,382</b> | <b>2,957,600</b>  | <b>3,639,850</b>  |
| <b>350 Support Svc - Instruction</b>   |                   |                   |                   |                  |                  |                   |                   |
| 310 Certified Salaries                 | 1,103,489         | 466,157           | 567,601           | 473,853          | 465,728          | 484,000           | 998,045           |
| 320 NonCert Salaries                   | 1,096,939         | 1,062,694         | 1,011,716         | 1,147,530        | 1,124,746        | 1,272,000         | 984,932           |
| 360 Employee Benefits                  | 1,215,893         | 919,651           | 1,054,308         | 928,794          | 899,460          | 986,000           | 1,268,303         |
| 410 Professional/Tech Svc              | 644,191           | 276,254           | 191,259           | 164,698          | 184,620          | 237,000           | 222,000           |
| 420 Staff Travel                       | 104,752           | 62,018            | 57,263            | 41,385           | 108,561          | 116,000           | 156,600           |
| 430 Utility Services                   | 5,516,965         | 6,052,631         | 6,505,063         | 5,821,805        | 5,563,088        | 7,652,000         | 11,491,000        |
| 440 Other Purchased Svc                | 483,779           | 121,044           | 187,729           | 66,109           | 511,681          | 517,600           | 517,600           |
| 450 Supplies, Material, Media          | 1,155,432         | 1,306,451         | 1,481,031         | 1,177,662        | 659,729          | 624,000           | 551,600           |
| 490 Other Expenses                     | 34,320            | 29,979            | 4,850             | 8,900            | 4,757            | 5,000             | 5,000             |
| 510 Equipment                          | 273,763           | -                 | 8,819             | 140,055          | 23,368           | 45,000            | 25,000            |
| <b>Total Support Svc - Instruction</b> | <b>11,629,523</b> | <b>10,296,879</b> | <b>11,069,639</b> | <b>9,970,791</b> | <b>9,545,738</b> | <b>11,938,600</b> | <b>16,220,080</b> |
| <b>400 School Admin</b>                |                   |                   |                   |                  |                  |                   |                   |
| 310 Certified Salaries                 | 2,033,381         | 2,143,933         | 2,288,590         | 2,106,508        | 2,456,124        | 2,248,600         | 2,491,712         |
| 360 Employee Benefits                  | 967,611           | 1,149,102         | 1,189,180         | 1,069,845        | 1,188,146        | 1,075,200         | 1,330,698         |
| 410 Professional/Tech Svc              | 996               | -                 | -                 | -                | 7,415            | 3,000             | 5,000             |
| 420 Staff Travel                       | 32,990            | 21,470            | 2,276             | 9,375            | 15,405           | 36,000            | 36,000            |
| 430 Utility Services                   | 86,968            | 117,555           | 100,892           | 100,160          | 98,088           | 116,800           | 116,800           |
| 440 Other Purchased Svc                | 117,375           | 104,304           | 107,160           | 108,076          | 100,741          | 133,800           | 133,800           |
| 450 Supplies, Material, Media          | 86,264            | 69,605            | 54,826            | 40,352           | 51,408           | 67,600            | 64,700            |
| 490 Other Expenses                     | 3,877             | 2,127             | 477               | -                | 1,846            | 2,000             | 3,000             |
| <b>Total School Admin</b>              | <b>3,329,462</b>  | <b>3,608,096</b>  | <b>3,743,401</b>  | <b>3,434,316</b> | <b>3,919,173</b> | <b>3,683,000</b>  | <b>4,181,710</b>  |
| <b>450 School Admin Support</b>        |                   |                   |                   |                  |                  |                   |                   |
| 320 NonCert Salaries                   | 871,867           | 827,553           | 806,713           | 803,289          | 770,495          | 825,700           | 919,130           |
| 360 Employee Benefits                  | 671,979           | 604,022           | 688,105           | 685,584          | 601,301          | 633,600           | 733,910           |
| 420 Staff Travel                       | 410               | -                 | -                 | -                | -                | -                 | -                 |
| <b>Total School Admin Support</b>      | <b>1,544,256</b>  | <b>1,431,575</b>  | <b>1,494,818</b>  | <b>1,488,873</b> | <b>1,371,796</b> | <b>1,459,300</b>  | <b>1,653,040</b>  |
| <b>510 District Admin</b>              |                   |                   |                   |                  |                  |                   |                   |
| 310 Certified Salaries                 | 454,916           | 335,546           | 333,205           | 376,063          | 152,501          | 157,100           | 175,000           |
| 320 NonCert Salaries                   | 358,011           | 594,777           | 506,456           | 461,276          | 600,887          | 653,800           | 640,910           |
| 360 Employee Benefits                  | 411,718           | 454,353           | 485,976           | 394,231          | 523,921          | 490,000           | 570,590           |
| 410 Professional/Tech Svc              | 409,557           | 406,078           | 423,197           | 339,343          | 261,203          | 431,000           | 381,000           |
| 420 Staff Travel                       | 189,649           | 166,695           | 32,226            | 145,339          | 167,000          | 187,000           | 177,000           |
| 425 Student Travel                     | 23,600            | 11,208            | -                 | 7,959            | -                | 27,000            | 20,000            |
| 430 Utility Services                   | 24,363            | 8,986             | 2,821             | 2,975            | 5,352            | 7,000             | 7,000             |
| 440 Other Purchased Svc                | 14,065            | 10,266            | 3,667             | 8,150            | 12,913           | 13,500            | 13,500            |
| 450 Supplies, Material, Media          | 74,774            | 24,081            | 12,555            | 28,784           | 68,204           | 61,700            | 61,700            |
| 490 Other Expenses                     | 26,246            | 3,278             | 42,778            | 3,435            | 24,830           | 28,000            | 28,000            |
| <b>Total District Admin</b>            | <b>1,986,899</b>  | <b>2,015,268</b>  | <b>1,842,881</b>  | <b>1,767,555</b> | <b>1,816,811</b> | <b>2,056,100</b>  | <b>2,074,700</b>  |

North Slope Borough  
 FY19-FY25  
 Revenues, Expenditures and Transfers  
 Alaska Department of Education Required Form

| NORTH SLOPE BOROUGH SCHOOL DISTRICT        |                   |                   |                    |                   |                    |                   |                    |
|--|-------------------|-------------------|--------------------|-------------------|--------------------|-------------------|--------------------|
| ADM  | 1,932             | 1,953             | 1,942              | 1,863             | 1,864              | 1,798             | 1,822              |
|  | 2019 Audit        | 2020 Audit        | 2021 Audit         | 2022 Audit        | 2023 Audit         | 2024 Rev1         | 2025 Original      |
| <b>550 District Admin Support</b>          |                   |                   |                    |                   |                    |                   |                    |
| 310 Certified Salaries                     | 61,321            | -                 | -                  | 3,805             |                    | 39,000            | 82,500             |
| 320 NonCert Salaries                       | 1,370,025         | 1,196,897         | 1,224,393          | 1,299,774         | 1,671,423          | 1,819,000         | 1,955,980          |
| 360 Employee Benefits                      | 972,005           | 718,209           | 794,967            | 720,666           | 862,831            | 935,000           | 1,055,030          |
| 410 Professional/Tech Svc                  | 152,333           | 270,618           | 562,164            | 529,971           | 194,586            | 267,000           | 267,000            |
| 420 Staff Travel                           | 230,948           | 122,581           | 29,852             | 92,689            | 77,068             | 150,000           | 105,000            |
| 430 Utility Services                       | 25,219            | 24,007            | 8,233              | 11,291            | 12,367             | 15,200            | 15,200             |
| 440 Other Purchased Svc                    | 36,141            | 37,306            | 37,535             | 35,753            | 46,651             | 55,500            | 66,500             |
| 445 Insurance & Bond                       |                   |                   |                    |                   |                    | 393,300           | 393,300            |
| 450 Supplies, Material, Media              | 95,484            | 69,320            | 50,832             | 39,918            | 43,725             | 47,000            | 47,000             |
| 490 Other Expenses                         | 77,304            | 21,656            | 25,012             | 1,118,804         | 2,829              | 3,000             | 3,000              |
| 495 Indirect Costs                         | (92,837)          | (63,647)          | (133,223)          | (88,822)          | (188,758)          | (362,000)         | (150,000)          |
| <b>Total District Admin Support</b>        | <b>2,927,943</b>  | <b>2,396,947</b>  | <b>2,599,765</b>   | <b>3,763,849</b>  | <b>2,722,722</b>   | <b>3,362,000</b>  | <b>3,840,510</b>   |
| <b>600 Operation and Plant Maint</b>       |                   |                   |                    |                   |                    |                   |                    |
| 310 Certified Salaries                     |                   |                   |                    |                   |                    | 39,000            | 82,500             |
| 320 NonCert Salaries                       | 4,629,111         | 4,446,008         | 4,639,065          | 4,390,234         | 4,689,463          | 4,842,200         | 5,082,455          |
| 360 Employee Benefits                      | 2,998,614         | 2,726,546         | 3,248,722          | 2,969,659         | 2,935,020          | 2,992,300         | 3,776,956          |
| 410 Professional/Tech Svc                  | 132,060           | 282,623           | 140,543            | 81,482            | 99,570             | 330,500           | 146,500            |
| 420 Staff Travel                           | 100,774           | 76,523            | 83,048             | 58,251            | 89,386             | 120,500           | 120,500            |
| 430 Utility Services                       | 467,910           | 394,158           | 274,118            | 303,190           | 307,345            | 419,900           | 419,900            |
| 435 Energy                                 | 2,664,143         | 2,643,715         | 2,415,473          | 2,560,533         | 3,258,054          | 3,284,000         | 3,398,500          |
| 440 Other Purchased Svc                    | 52,647            | 19,172            | 24,394             | 7,246             | 60,000             | 121,000           | 166,000            |
| 445 Insurance & Bond                       | 2,014,800         | 2,160,091         | 2,999,858          | 2,956,776         | 3,542,810          | 3,450,000         | 3,455,000          |
| 450 Supplies, Material, Media              | 813,241           | 876,100           | 756,273            | 644,670           | 826,297            | 1,049,600         | 949,529            |
| 510 Equipment                              | 13,119            | 3,960             | 61,740             | 1,101             | 46,271             | 50,000            | 50,000             |
| <b>Total Operation and Plant Maint</b>     | <b>13,886,419</b> | <b>13,628,896</b> | <b>14,643,234</b>  | <b>13,973,142</b> | <b>15,854,216</b>  | <b>16,699,000</b> | <b>17,647,840</b>  |
| <b>700 Student Activities</b>              |                   |                   |                    |                   |                    |                   |                    |
| 310 Certified Salaries                     | 274,463           | 255,271           | 225,198            | 245,040           | 339,688            | 380,000           | 447,832            |
| 320 NonCert Salaries                       | 306,814           | 191,759           | 69,448             | 166,893           | 180,877            | 220,000           | 205,383            |
| 360 Employee Benefits                      | 175,538           | 123,520           | 28,134             | 111,703           | 105,590            | 203,000           | 194,225            |
| 410 Professional/Tech Svc                  | 97,355            | 98,194            | 2,249              | 35,576            | 75,063             | 104,400           | 104,440            |
| 420 Staff Travel                           | 35,850            | 25,642            | 2,187              | 2,375             | 25,787             | 7,000             | 12,000             |
| 425 Student Travel                         | 2,373,579         | 2,222,806         | 447,196            | 1,332,778         | 1,999,396          | 1,112,000         | 1,125,020          |
| 440 Other Purchased Svc                    | 3,057             | 201               | 157                | 6,885             | 2,435              |                   |                    |
| 450 Supplies, Material, Media              | 19,372            | 41,166            | 24,731             | 37,968            | 25,786             | 83,000            | 40,500             |
| 490 Other Expenses                         | 11,252            | 1,280             | 12,270             | 10,750            | 13,725             | 16,000            | 15,000             |
| <b>Total Student Activities</b>            | <b>3,297,280</b>  | <b>2,959,839</b>  | <b>811,570</b>     | <b>1,949,968</b>  | <b>2,768,347</b>   | <b>2,125,400</b>  | <b>2,144,400</b>   |
| <b>Total Expenditures</b>                  | <b>68,437,751</b> | <b>65,455,904</b> | <b>66,549,063</b>  | <b>66,124,912</b> | <b>68,465,211</b>  | <b>75,469,600</b> | <b>84,608,000</b>  |
| <b>550 Transfers to other funds</b>        |                   |                   |                    |                   |                    |                   |                    |
| Pupil Trans                                | 287,150           | 127,330           | 264,745            | 250,000           | 1,150,000          | 235,000           | 150,000            |
| Food Service                               | 1,810,591         | 2,759,551         | 5,131,865          | 2,263,757         | 7,225,000          | 3,325,000         | 2,825,000          |
| Teacher Housing                            | 1,379,851         | 1,192,511         | 2,325,471          | 1,412,261         | 2,365,000          | 1,480,000         | 1,365,000          |
| Community Education                        | 335,820           | 254,283           | 83,269             | 275,000           | 775,000            | 200,000           | 200,000            |
| Other-Match on Grant & Trsf In             | 285,364           | 330,059           | 4,293,628          | (1,240,725)       | 150,500            | 300,000           | -                  |
| <b>900 Other Financing Uses</b>            | <b>4,098,776</b>  | <b>4,663,734</b>  | <b>12,098,978</b>  | <b>2,960,293</b>  | <b>11,665,500</b>  | <b>5,540,000</b>  | <b>4,540,000</b>   |
| <b>TOTAL EXPENDED &amp; Transferred</b>    | <b>72,536,527</b> | <b>70,119,638</b> | <b>78,648,041</b>  | <b>69,085,205</b> | <b>80,130,711</b>  | <b>81,009,600</b> | <b>89,148,000</b>  |
| <b>Revenues in Excess (under) Expended</b> | <b>4,394,091</b>  | <b>770,688</b>    | <b>(3,894,001)</b> | <b>3,550,224</b>  | <b>(2,442,100)</b> | <b>3,294,400</b>  | <b>(3,509,800)</b> |

# NSBSD

## Final Budget FY25 Supporting Information

# North Slope Borough School District



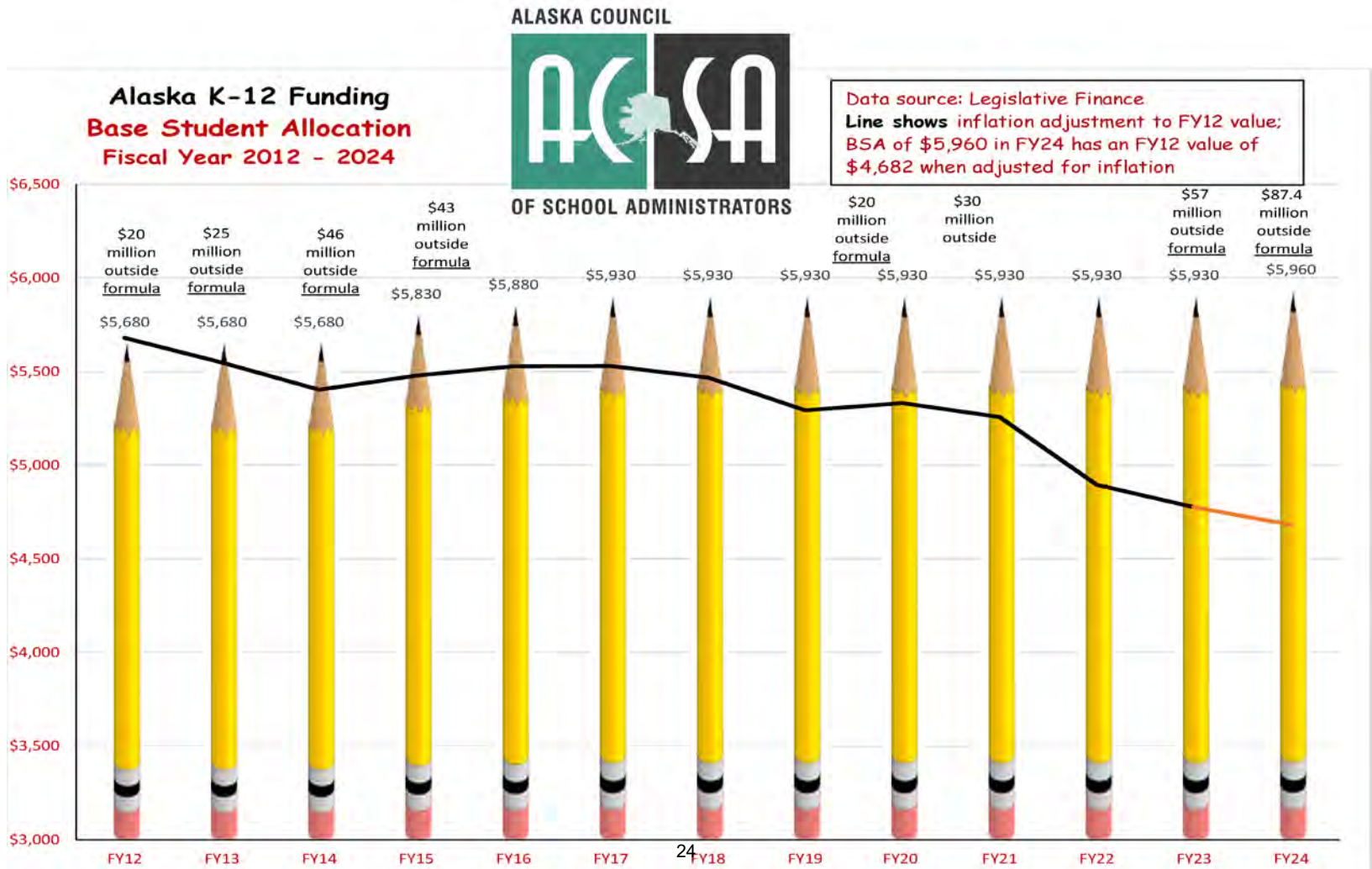
## Fiscal Year 2024-25 Budget June 14, 2024



**David Vadiveloo, Superintendent**

829 Aivik St.  
PO Box 169  
Utqiagvik, AK 99723  
907-852-9500

# District Buying Power







# School Board Members



Robyn  
Burke  
Utqiagvik  
Board  
President

Nancy  
Rock  
Tikiġaq

Frieda  
Kaleak  
Utqiagvik

Frieda  
Nageak  
Utqiagvik  
Board  
Clerk

Charles  
Brower  
Utqiagvik

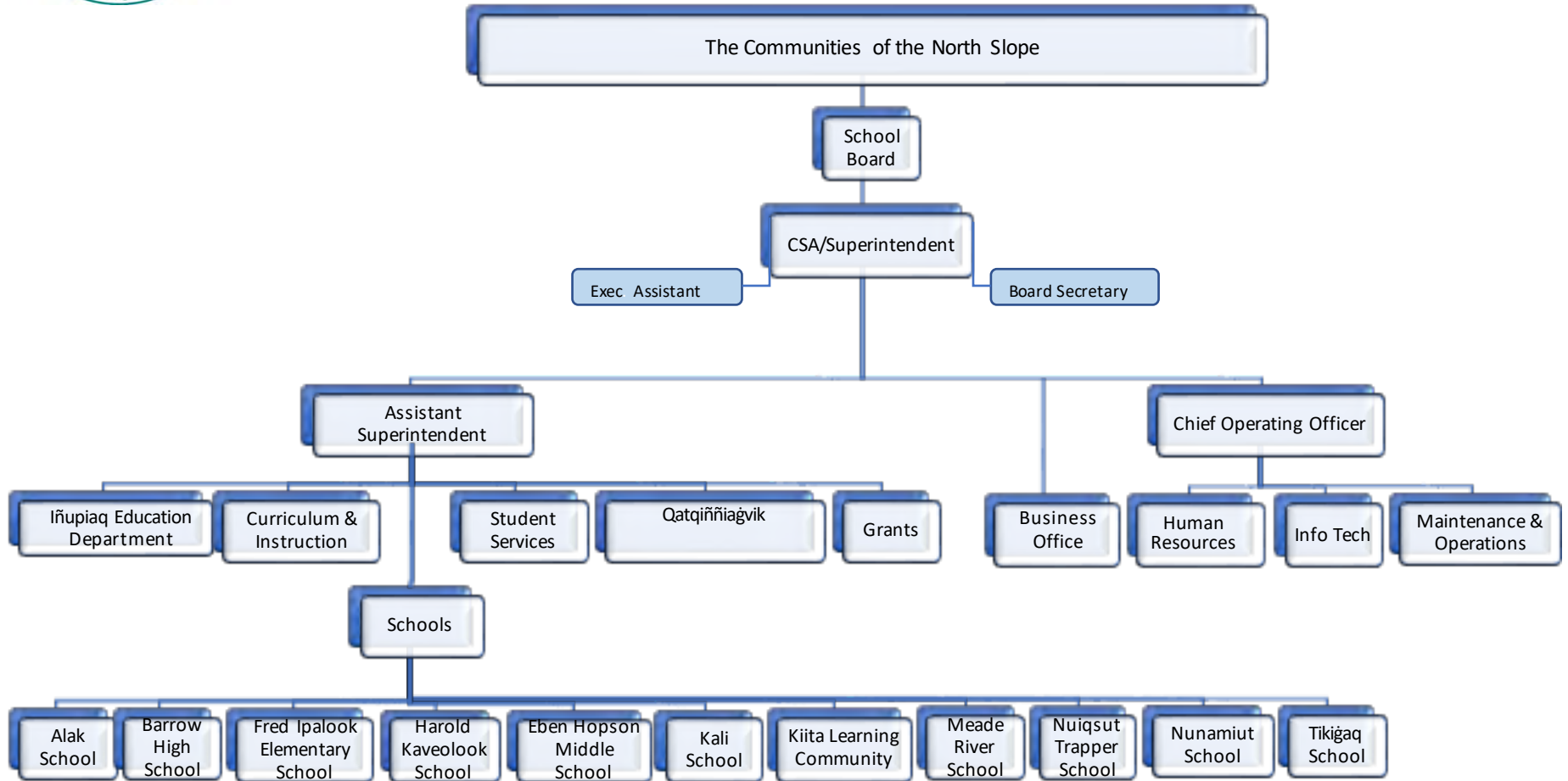
John  
Hopson Jr.  
Ulġuniq

Nora Jane  
Burns  
Kaktovik

# North Slope Borough School District



2024-2025  
Organization Chart





# NORTH SLOPE BOROUGH SCHOOL DISTRICT

*District FY25*



## MISSION STATEMENT

**Learning in our schools is rooted in the values, history and language of the Iñupiat. Our priority, purpose and responsibility is to partner with families and community to provide high-quality education resulting in students that are...**

- Critical and creative thinkers able to adapt in a changing environment and world;
- Active, responsible, contributing members of their communities; and
- Confident, healthy young adults, able to envision, plan and take control of their destiny.

# SCHOOL DISTRICT STRATEGIC GOALS 2020-2025

## STUDENT SUCCESS

All students will reach their intellectual potential and achieve academic success through integrating Iñupiaq knowledge systems into the core content areas and focusing on the development of the Whole Child.

## COMMUNITY ENGAGEMENT

Foster collective responsibility, commitment and trust between the school and community.

## STAFF SUCCESS

Strengthen the recruitment and retention of highly effective staff and inspire more Iñupiaq teachers and administrators.

## FINANCIAL & OPERATIONAL STEWARDSHIP

Effectively employ our operational and financial resources to support our strategic goals and long-term stability of the district.

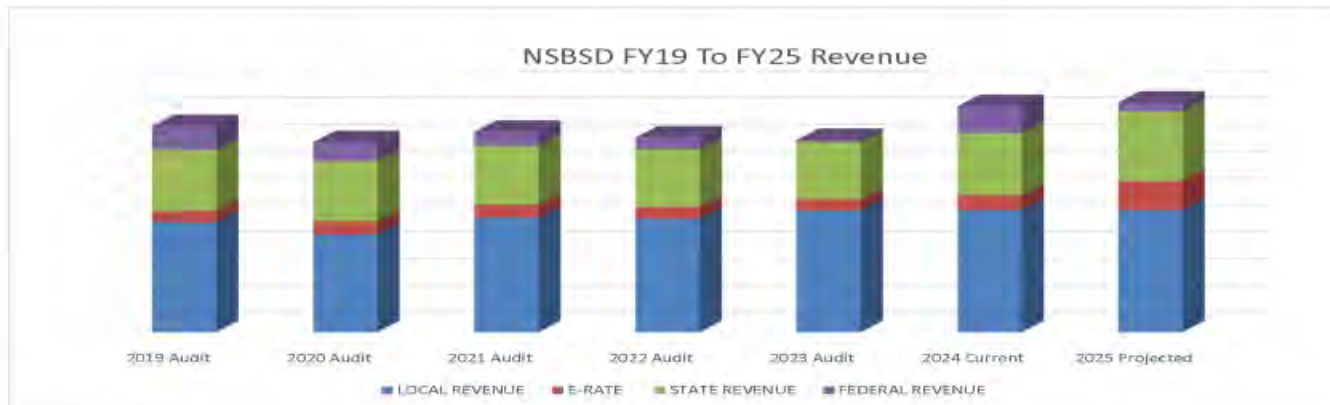
# NSBSD General Fund Revenue- 4 YRS

| Revenue By Type                                | FY22 Audited         | FY23 Audited      | FY24 Budget       | Current FY25      | % Total Revenues | FY24 to FY25 Variance |
|--|----------------------|-------------------|-------------------|-------------------|------------------|-----------------------|
| <b>Intergovernmental Revenues</b>              |                      |                   |                   |                   |                  |                       |
| <b>Local Revenue:</b>                          |                      |                   |                   |                   |                  |                       |
| Borough Appropriation                          | \$ 37,837,907        | \$ 39,004,638     | \$ 38,766,371     | \$ 38,766,371     | 45.27%           | \$ 0                  |
| Borough "In-Kind"                              | 3,638,990            | 4,629,862         | 4,692,862         | 4,692,000         | 5.48%            | (862)                 |
| <b>State of Alaska Revenue</b>                 |                      |                   |                   |                   |                  |                       |
| Foundation Funding                             | 17,570,255           | 19,529,548        | 20,536,733        | 21,541,333        | 25.15%           | 1,004,600             |
| On-Behalf PERS                                 | 971,256              | 358,827           | 401,011           | 788,700           | 0.92%            | 387,689               |
| On-Behalf TRS                                  | 3,018,030            | 1,636,874         | 2,414,656         | 3,586,700         | 4.19%            | 1,172,044             |
| <b>Federal Revenue</b>                         |                      |                   |                   |                   |                  |                       |
| Impact Aid                                     | 4,374,448            | 618,740           | 9,843,600         | 3,303,000         | 3.86%            | (6,540,600)           |
| Earnings on Investment                         | 121,534              | 1,558,615         | 2,092,000         | 2,000,000         | 2.34%            | (92,000)              |
| Other Revenue                                  | 827,829              | 183,976           | 156,767           | 160,096           | .19%             | 3,329                 |
| E-Rate Program Revenue                         | 4,275,180            | 4,104,659         | 5,400,000         | 10,800,000        | 12.61%           | 5,400,000             |
| <b>Total General School Operating Revenues</b> | <b>\$ 72,635,429</b> | <b>71,688,739</b> | <b>84,304,000</b> | <b>85,638,200</b> | <b>100.00%</b>   | <b>1,334,200</b>      |

# NSBSD Total General Fund Revenue FY19 to FY25

North Slope Borough School District FY25 Revenue Projections

| ADM                           | 1,932      | 1,953       | 1,942      | 1,863       | 1,864      | 1,798        | 1,822          |         |
|-------------------------------|------------|-------------|------------|-------------|------------|--------------|----------------|---------|
| REVENUE Category              | 2019 Audit | 2020 Audit  | 2021 Audit | 2022 Audit  | 2023 Audit | 2024 Current | 2025 Projected | Percent |
| LOCAL REVENUE                 | 41,001,771 | 36,472,591  | 42,792,091 | 42,426,260  | 45,440,091 | 45,708,000   | 45,618,467     | 53.27%  |
| E-RATE                        | 4,444,666  | 4,825,200   | 4,765,437  | 4,275,180   | 4,104,659  | 5,400,000    | 10,800,000     | 12.61%  |
| STATE REVENUE                 | 22,547,670 | 22,618,056  | 22,120,271 | 21,569,541  | 21,526,249 | 23,352,400   | 25,916,733     | 30.26%  |
| FEDERAL REVENUE               | 8,936,511  | 6,974,479   | 5,076,241  | 4,374,448   | 618,740    | 9,843,600    | 3,303,000      | 3.86%   |
| GRAND TOTAL Revenues          | 76,930,618 | 70,890,326  | 74,754,040 | 72,635,429  | 71,688,739 | 84,304,000   | 85,638,200     | 100.00% |
| Change in Revenue             |            | (6,040,292) | 3,863,714  | (2,118,611) | (946,690)  | 12,615,261   | 1,334,200      |         |
| Percentage Change             |            | -8.52%      | 5.17%      | -2.92%      | -1.32%     | 14.96%       | 1.56%          |         |
| Change FY19 to Projected FY25 |            |             |            |             |            |              | 10.17%         |         |



DN NorthSlope Historical data FY19-FY25 Adopted with charts 5-31-24 F1 .xlsx

# NSBSD Expenditure

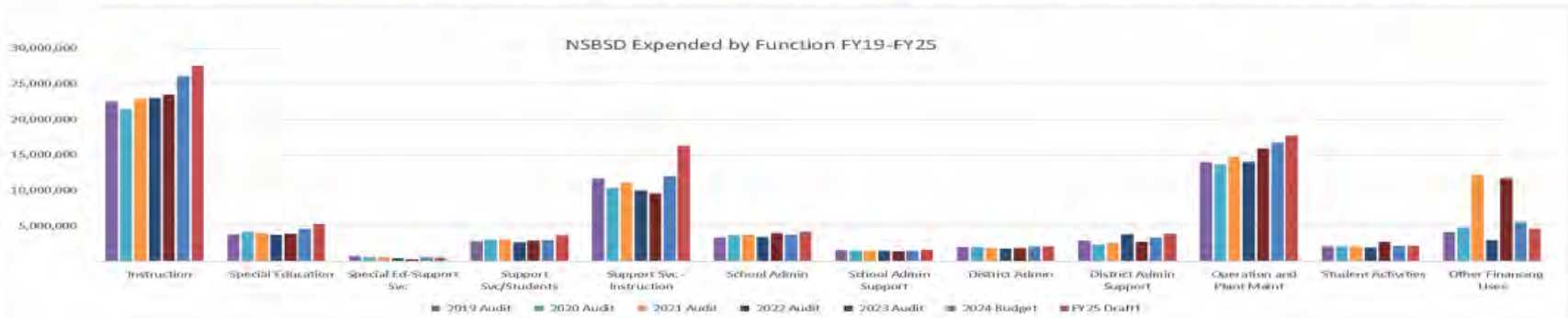
## FY18-FY25

| Expenditure Function                  | 2018 Audit        | 2019 Audit        | 2020 Audit        | 2021 Audit        | 2022 Audit        | 2023 Audit        | 2024 Budget       | FY25 Proposed     |
|---------------------------------------|-------------------|-------------------|-------------------|-------------------|-------------------|-------------------|-------------------|-------------------|
| Instruction                           | 22,094,576        | 22,483,965        | 21,381,581        | 22,801,378        | 23,001,473        | 23,419,870        | 26,064,600        | 27,516,240        |
| Special Education                     | 3,658,447         | 3,812,333         | 4,159,607         | 3,942,782         | 3,697,245         | 3,830,569         | 4,543,000         | 5,222,370         |
| Special Education Support Services    | 676,753           | 761,351           | 566,864           | 557,917           | 395,753           | 303,587           | 581,000           | 467,260           |
| Student Support Services              | 2,863,862         | 2,788,721         | 3,010,352         | 3,041,678         | 2,681,947         | 2,912,382         | 2,957,600         | 3,639,850         |
| Instructional Support Services        | 9,882,479         | 11,629,523        | 10,296,879        | 11,069,639        | 9,970,791         | 9,545,738         | 11,938,600        | 16,220,080        |
| School Administration                 | 3,005,176         | 3,329,462         | 3,608,096         | 3,743,401         | 3,434,316         | 3,919,173         | 3,683,000         | 4,181,710         |
| School Administration Support Staff   | 1,537,427         | 1,544,256         | 1,431,575         | 1,494,818         | 1,488,873         | 1,371,796         | 1,459,300         | 1,653,040         |
| District Administration               | 1,793,832         | 1,986,899         | 2,015,268         | 1,842,881         | 1,767,555         | 1,816,811         | 2,056,100         | 2,074,700         |
| District Administration Support Staff | 3,181,798         | 2,927,943         | 2,396,947         | 2,599,765         | 3,763,849         | 2,722,722         | 3,362,000         | 3,840,510         |
| Operation and Plant Maintenance       | 13,853,024        | 13,886,419        | 13,628,896        | 14,643,234        | 13,973,142        | 15,854,216        | 16,699,000        | 17,647,840        |
| Student Activities                    | 2,088,654         | 2,082,317         | 2,103,016         | 2,082,317         | 1,949,968         | 2,768,420         | 2,125,400         | 2,144,400         |
| Other Financing Uses                  | 5,427,486         | 4,098,776         | 12,098,978        | 12,098,978        | 2,960,293         | 11,665,500        | 5,540,000         | 4,540,000         |
| <b>Total Expended and Transferred</b> | <b>71,315,750</b> | <b>72,546,928</b> | <b>70,119,638</b> | <b>78,648,041</b> | <b>69,085,205</b> | <b>80,130,784</b> | <b>81,000,600</b> | <b>89,148,000</b> |

# NSBSD Expenditure FY19-FY25 Function Totals

North Slope Borough School District  
Expenditures By Function Summary  
FY19-FY25

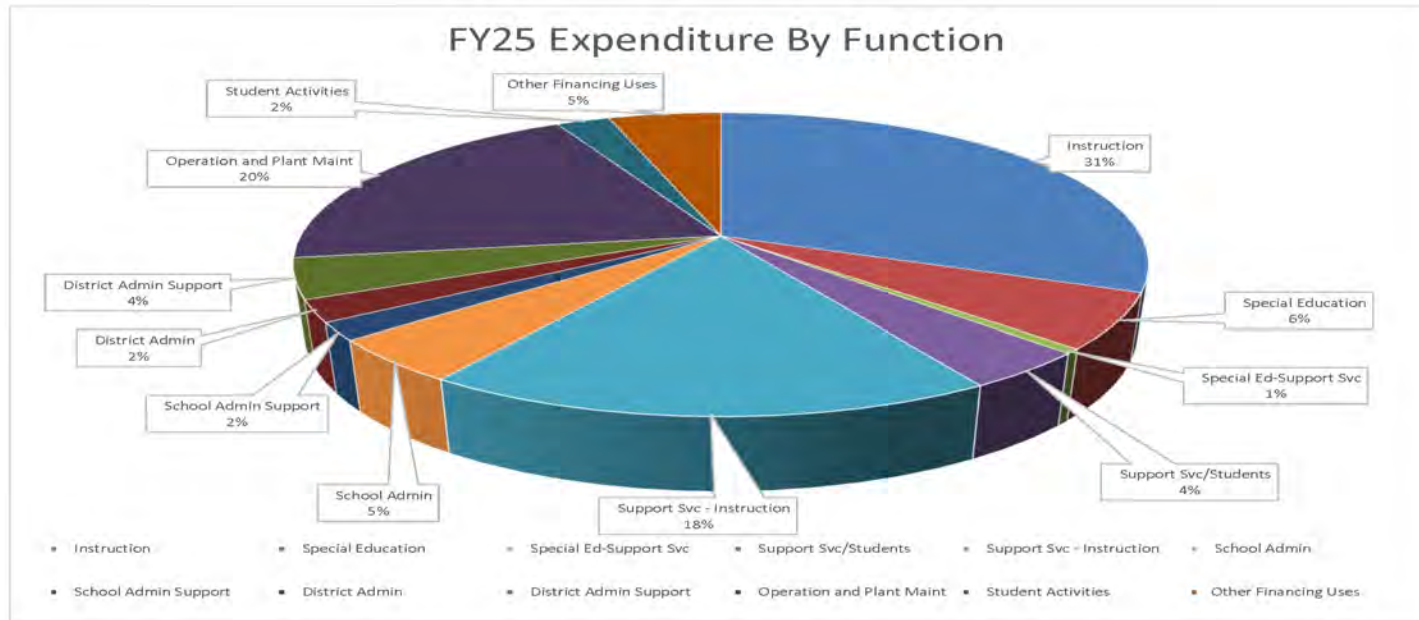
| EXPENDITURE FUNCTION                  | 2019 Audit        | 2020 Audit        | 2021 Audit        | 2022 Audit        | 2023 Audit        | 2024 Budget       | FY25 Original     |
|---------------------------------------|-------------------|-------------------|-------------------|-------------------|-------------------|-------------------|-------------------|
| Instruction                           | 22,483,965        | 21,381,581        | 22,801,378        | 23,001,473        | 23,419,870        | 26,064,600        | 27,516,240        |
| Special Education                     | 3,812,333         | 4,159,607         | 3,942,782         | 3,697,245         | 3,830,569         | 4,543,000         | 5,222,370         |
| Special Ed-Support Svc                | 750,950           | 566,864           | 557,917           | 395,753           | 303,587           | 581,000           | 467,260           |
| Support Svc/Students                  | 2,788,721         | 3,010,352         | 3,041,678         | 2,681,947         | 2,912,382         | 2,957,600         | 3,639,850         |
| Support Svc - Instruction             | 11,629,523        | 10,296,879        | 11,069,639        | 9,970,791         | 9,545,738         | 11,938,600        | 16,220,080        |
| School Admin                          | 3,329,462         | 3,608,096         | 3,743,401         | 3,434,316         | 3,919,173         | 3,683,000         | 4,181,710         |
| School Admin Support                  | 1,544,256         | 1,431,575         | 1,494,818         | 1,488,873         | 1,371,796         | 1,459,300         | 1,653,040         |
| District Admin                        | 1,986,899         | 2,015,268         | 1,842,881         | 1,767,555         | 1,816,811         | 2,056,100         | 2,074,700         |
| District Admin Support                | 2,927,943         | 2,396,947         | 2,599,765         | 3,763,849         | 2,722,722         | 3,362,000         | 3,840,510         |
| Operation and Plant Maint             | 13,886,419        | 13,628,896        | 14,643,234        | 13,973,142        | 15,854,216        | 16,699,000        | 17,647,840        |
| Student Activities                    | 2,082,317         | 2,103,016         | 2,082,317         | 1,949,968         | 2,768,347         | 2,125,400         | 2,144,400         |
| Other Financing Uses                  | 4,098,776         | 4,663,734         | 12,098,978        | 2,960,293         | 11,665,500        | 5,540,000         | 4,540,000         |
| <b>Total Expended and Transferred</b> | <b>72,546,928</b> | <b>70,119,638</b> | <b>78,648,041</b> | <b>69,085,205</b> | <b>80,130,711</b> | <b>81,009,600</b> | <b>89,148,000</b> |



DN NorthSlope Historical data FY19-FY25 Adopted with charts 5-31-24 F1 .xlsx



# FY25 Projected Expenditure

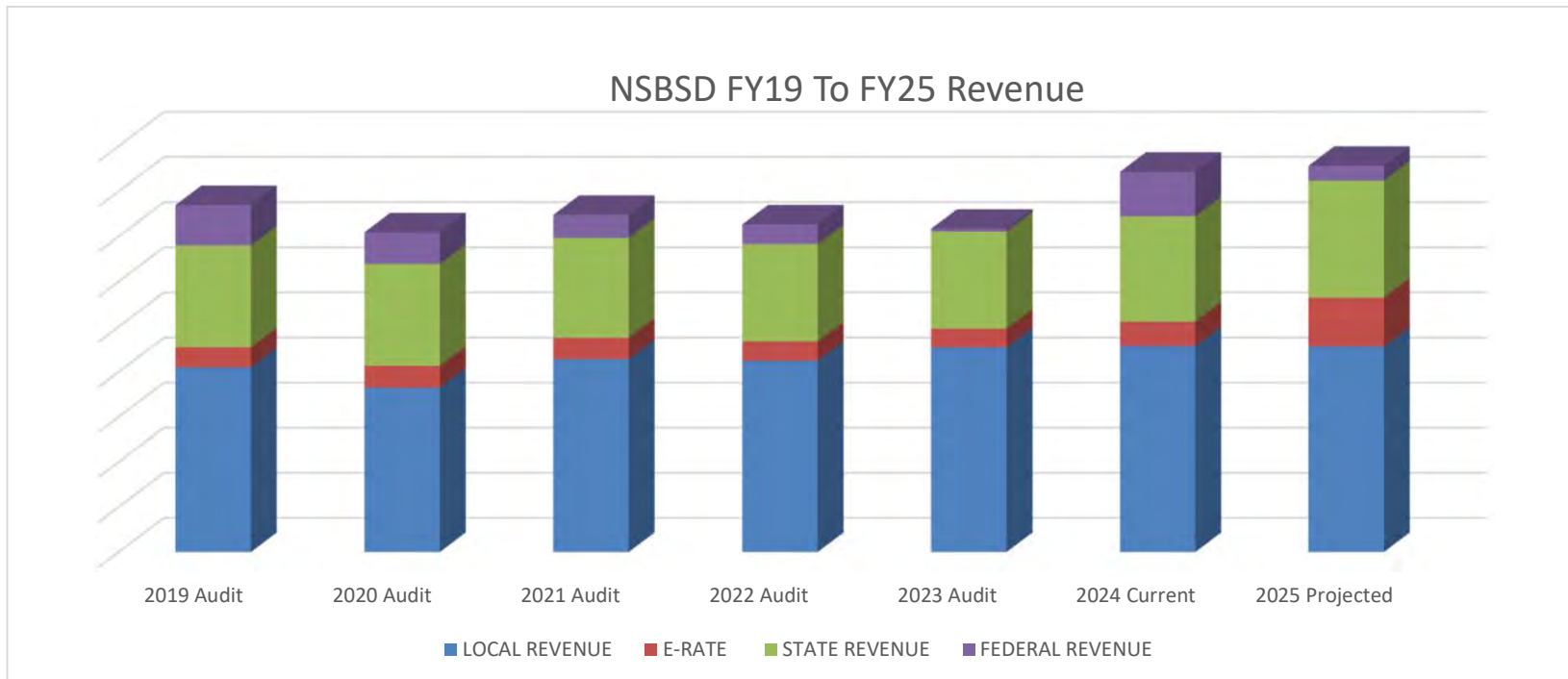


# NSBSD

## Final Budget FY25 Revenues - Supporting Information

North Slope Borough School District FY25 Revenue Projections

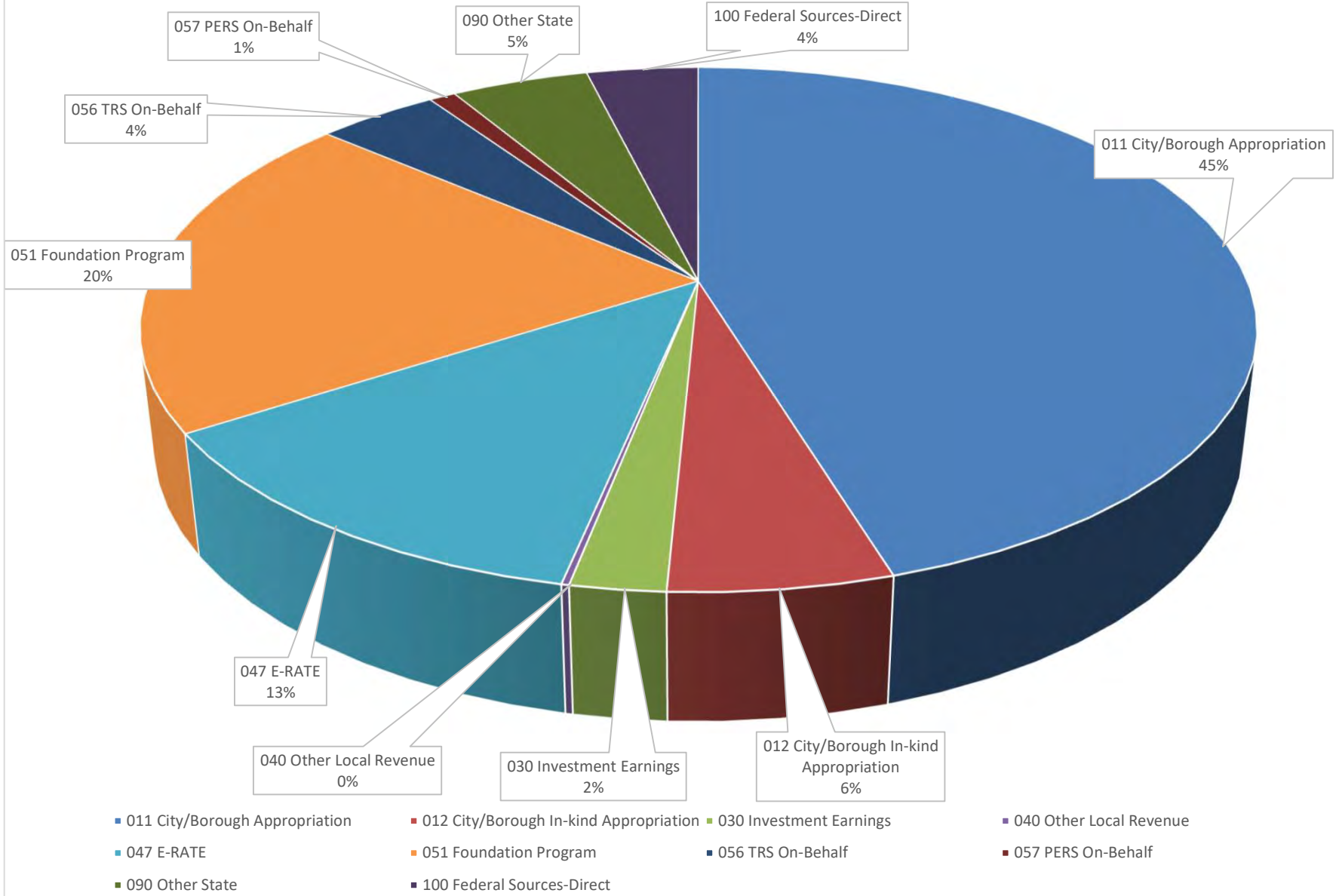
| ADM                                  | 1,932             | 1,953             | 1,942             | 1,863             | 1,864             | 1,798             | 1,822             |                |
|--------------------------------------|-------------------|-------------------|-------------------|-------------------|-------------------|-------------------|-------------------|----------------|
| REVENUE Category                     | 2019 Audit        | 2020 Audit        | 2021 Audit        | 2022 Audit        | 2023 Audit        | 2024 Current      | 2025 Projected    | Percent        |
| LOCAL REVENUE                        | 41,001,771        | 36,472,591        | 42,792,091        | 42,426,260        | 45,440,091        | 45,708,000        | 45,618,467        | 53.27%         |
| E-RATE                               | 4,444,666         | 4,825,200         | 4,765,437         | 4,275,180         | 4,104,659         | 5,400,000         | 10,800,000        | 12.61%         |
| STATE REVENUE                        | 22,547,670        | 22,618,056        | 22,120,271        | 21,559,541        | 21,525,249        | 23,352,400        | 25,916,733        | 30.26%         |
| FEDERAL REVENUE                      | 8,936,511         | 6,974,479         | 5,076,241         | 4,374,448         | 618,740           | 9,843,600         | 3,303,000         | 3.86%          |
| <b>GRAND TOTAL Revenues</b>          | <b>76,930,618</b> | <b>70,890,326</b> | <b>74,754,040</b> | <b>72,635,429</b> | <b>71,688,739</b> | <b>84,304,000</b> | <b>85,638,200</b> | <b>100.00%</b> |
| Change in Revenue                    |                   | (6,040,292)       | 3,863,714         | (2,118,611)       | (946,690)         | 12,615,261        | 1,334,200         |                |
| Percentage Change                    |                   | -8.52%            | 5.17%             | -2.92%            | -1.32%            | 14.96%            | 1.56%             |                |
| <b>Change FY19 to Projected FY25</b> |                   |                   |                   |                   |                   |                   | <b>10.17%</b>     |                |



North Slope Borough School District  
Revenue FY19-FY25

| ADM                                    | 1,932             | 1,953             | 1,942             | 1,863             | 1,864             | 1,798             | 1,822             |                  |
|--|-------------------|-------------------|-------------------|-------------------|-------------------|-------------------|-------------------|------------------|
|  | 2019 Audit        | 2020 Audit        | 2021 Audit        | 2022 Audit        | 2023 Audit        | 2024 Current      | 2025 Original     | Percent of Total |
| <b>REVENUE Category</b>                |                   |                   |                   |                   |                   |                   |                   |                  |
| 011 City/Borough Appropriation         | 38,024,634        | 33,563,297        | 38,766,371        | 37,837,907        | 39,004,638        | 38,766,371        | 38,766,371        | 45.27%           |
| 012 City/Borough In-kind Appropriation | 2,559,980         | 2,664,060         | 3,526,447         | 3,638,990         | 4,692,862         | 4,692,862         | 4,692,000         | 5.48%            |
| 030 Investment Earnings                | 12,850            | 6,675             | 399,547           | 121,534           | 1,558,615         | 2,092,000         | 2,000,000         | 2.34%            |
| 040 Other Local Revenue                | 404,307           | 238,559           | 99,726            | 827,829           | 183,976           | 156,767           | 160,096           | 0.19%            |
| <b>TOTAL LOCAL REVENUE</b>             | <b>41,001,771</b> | <b>36,472,591</b> | <b>42,792,091</b> | <b>42,426,260</b> | <b>45,440,091</b> | <b>45,708,000</b> | <b>45,618,467</b> |                  |
| <b>047 E-RATE</b>                      | <b>4,444,666</b>  | <b>4,825,200</b>  | <b>4,765,437</b>  | <b>4,275,180</b>  | <b>4,104,659</b>  | <b>5,400,000</b>  | <b>10,800,000</b> | 12.61%           |
| 051 Foundation Program                 | 18,892,303        | 18,778,316        | 18,065,624        | 17,560,231        | 18,128,297        | 18,392,280        | 17,475,168        | 20.41%           |
| 056 TRS On-Behalf                      | 2,825,321         | 2,958,738         | 2,974,259         | 3,018,030         | 1,636,874         | 2,414,656         | 3,586,700         | 4.19%            |
| 057 PERS On-Behalf                     | 830,046           | 881,002           | 1,080,388         | 971,256           | 358,827           | 401,011           | 788,700           | 0.92%            |
| 090 Other State                        |                   |                   |                   | 10,024            | 1,401,251         | 2,144,453         | 4,066,165         | 4.75%            |
| <b>TOTAL STATE REVENUE</b>             | <b>22,547,670</b> | <b>22,618,056</b> | <b>22,120,271</b> | <b>21,559,541</b> | <b>21,525,249</b> | <b>23,352,400</b> | <b>25,916,733</b> |                  |
| 100 Federal Sources-Direct             | 8,936,511         | 6,974,479         | 5,076,241         | 4,374,448         | 618,740           | 9,843,600         | 3,303,000         | 3.86%            |
| <b>TOTAL FEDERAL REVENUE</b>           | <b>8,936,511</b>  | <b>6,974,479</b>  | <b>5,076,241</b>  | <b>4,374,448</b>  | <b>618,740</b>    | <b>9,843,600</b>  | <b>3,303,000</b>  |                  |
| 200 Other Revenue                      |                   | -                 |                   | -                 | -                 | -                 | -                 |                  |
| <b>GRAND TOTAL Revenues</b>            | <b>76,930,618</b> | <b>70,890,326</b> | <b>74,754,040</b> | <b>72,635,429</b> | <b>71,688,739</b> | <b>84,304,000</b> | <b>85,638,200</b> | 100.0%           |

### NSBSD FY25 Revenue By Source



# North Slope Borough

## OFFICE OF THE MAYOR

P.O. Box 69  
Barrow, Alaska 99723  
Phone: 907 852- 0200  
Fax: 907 852-0337



*Josiah A. Patkotak, Mayor*

March 15<sup>th</sup>, 2024  
David Vadiveloo, Superintendent  
North Slope Borough School District  
PO Box 169  
Utqiagvik, Alaska 99723

Dear Superintendent Vadiveloo,

The North Slope Borough Mayor's Office has completed the requested budget for fiscal year 2024-2025. The recommended level of financial support from the North Slope Borough to the North Slope Borough School District for FY24-25 will be **\$38,766,371**. This includes an increase of \$1,938,319 over the FY23-24 approved budget.


In addition, my administration is committed to continue the Mayor's initiatives. Included in the operational budget of the Mayor's Office is funding support for Educational Initiatives. Support levels will be determined upon completion of signed memorandums.

We recognize the district has requested an additional \$2M in local support which is not included in the proposed budget. As the fiscal year progresses we will look for further opportunities to collaborate with the School District.

We look forward to working with you to present a unified budget proposal to the North Slope Borough Assembly during the Assembly Budget Workshop and Public Hearing. Thank you for your continued efforts in providing the highest quality education to all of our residents. Quyanaq.

Should you have additional questions concerning your recommended level of support, please contact Vernon Edwardsen, NSB Chief Administrative Officer, [Vernon.Edwardsen@North-Slope.org](mailto:Vernon.Edwardsen@North-Slope.org).

Respectfully,

  
Josiah A. Patkotak  
Mayor

**NORTH SLOPE BOROUGH  
ORDINANCE SERIAL NO. 2024-3  
AN ORDINANCE APPROPRIATING MONEY OUT OF THE TREASURY  
FOR FISCAL YEAR ENDING JUNE 30, 2025**

**BE IT ENACTED:**

Sec. 1. **Classification.** This ordinance is a non-code ordinance.

Sec. 2. **Severability.** If any provisions of this ordinance or any application thereof to any person or circumstance is held invalid, the remainder of this ordinance and the application to other persons or circumstances shall not be affected thereby.

Sec. 3. **Appropriation Summary.** There is hereby appropriated from the Treasury a total of \$463,876,666 in Sections 4, 5, and 6.

Sec. 4. **Appropriation-Operating Expenditures.** The following appropriations are made for operating expenditures for the fiscal year beginning July 1, 2024 and ending June 30, 2025.

| <u>Function</u>                               | <u>Administrative<br/>Authority</u> | <u>Budgetary<br/>Guideline</u> | <u>Appropriation<br/>Level</u> |
|---|-------------------------------------|--------------------------------|--------------------------------|
| <b>EDUCATION</b>                              | SCHOOL BOARD                        |                                | <u>\$38,766,371</u>            |
| <u>Source of Funds</u>                        |                                     |                                |                                |
| General Fund – Local Support                  |                                     | <u>\$38,766,371</u>            |                                |
| <b>ILISAGVIK COLLEGE</b>                      | BOROUGH MAYOR                       |                                | <u>\$11,964,758</u>            |
| <u>Source of Funds</u>                        |                                     |                                |                                |
| General Fund                                  |                                     | <u>\$11,964,758</u>            |                                |
| <b>GENERAL GOVERNMENT</b>                     |                                     |                                |                                |
|   | ASSEMBLY                            |                                |                                |
| Assembly                                      |                                     |                                | \$1,477,409                    |
| Budgetary Reserve (NSBMC Sec. 3.13.050(C)(9)) |                                     |                                | \$1,000,000                    |
| Elections                                     |                                     |                                | \$108,282                      |
| Borough Clerk                                 |                                     |                                | <u>\$989,089</u>               |
| <u>Source of Funds</u>                        |                                     |                                |                                |
| General Fund                                  |                                     | <u>\$3,574,780</u>             |                                |

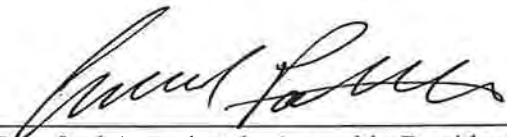
Sec. 12. **Financial Reports.** Monthly and Annual Financial Reports shall be in accordance with Title 3, Revenue and Finance, of the NSBMC with the expenditures and unexpended balance reflected on the level of appropriation outlined in this ordinance and in full compliance with NSBMC §3.05.110.

Sec. 13. **Due Date of Taxes.** Title 3, Revenue and Finance, of the North Slope Borough Code, sets forth the date when the taxes are due and payable, which was contained in the annual assessment date and scheduling resolution. Property taxes for FY2024-2025 are due on June 28, 2024.


Sec. 14. **Effective Date.** The effective date of this ordinance is upon adoption.

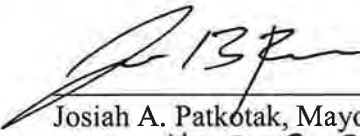
INTRODUCED: March 5, 2024

ADOPTED: April 5, 2024

  
Crawford A. Patkotak, Assembly President  
Date: 4-5-2024

ATTEST:

  
Sheila H. Burke, Borough Clerk  
Date: 4-5-2024

  
Josiah A. Patkotak, Mayor  
Date: 4-5-2024



# Funding Commitment Decision Letter

## Funding Year 2024

### Contact Information:

Kela Halfmann - SERRC  
NORTH SLOPE BOROUGH SCH DIST  
829 AIVIK ST  
BARROW, AK 99723  
[erate@serrc.org](mailto:erate@serrc.org)

**FCC Form 471:** 241037867

**BEN:** 145629

**Wave:** 5

**Application Nickname:** FY24 NSBSD 471 (C1 - Internet) (100M)

## Totals

|                        |                        |
|------------------------|------------------------|
| <b>Total Committed</b> | <b>\$10,080,000.00</b> |
|------------------------|------------------------|

## What is in this letter?

Thank you for submitting your application for Funding Year 2024 Schools and Libraries Program (E-rate) funding. Attached to this letter, you will find the funding statuses for the FCC Form(s) 471, Services Ordered and Certification Form, that you submitted and referenced above.

The Universal Service Administrative Company (USAC) is sending this information to both the associated applicant(s) and the service provider(s) so that you can work together to complete the funding process.

## Next Steps

1. Work with your service provider(s) to determine if your bills will be discounted or if you will request reimbursement from USAC after paying the full cost for the services you receive.
2. Review the [Children's Internet Protection Act \(CIPA\)](#) requirements and file the [FCC Form 486](#) (Service Confirmation and CIPA Certification Form). **The deadline to submit this form is 120 days from the date of this letter or from the service start date (whichever is later).**
3. Invoice USAC

**State of Alaska**

Department of Education & Early Development  
 School Finance & Support Services

**Average Daily Membership (ADM) Report**

**PROJECTED FY2025**

|   |
|---|
| Prepared By: <u>Ian Acuna</u>   |
| District Name: <u>North Slope Borough School District</u>   |
| Email: <a href="mailto:ian.acuna@nsbsd.org">ian.acuna@nsbsd.org</a>   |
| <i>I certify the reported counts &amp; foundation claim comply with state law, regulations, including the Student Data Reporting Manual. Noncompliance is subject to PTPC sanctions per AS 14.20.030 &amp; 20 AAC 10.020(d)(9).</i> |
| Superintendent's Signature: <u><i>DSVadiveelo</i></u><br><small>DSVadiveelo (Nov 2, 2023 16:58 AKDT)</small>  |
| Date: <b>Nov 2, 2023</b>  |

**DUE: NOVEMBER 5, 2023**

| School District / Attendance Center: | K-6 ADM | 7-12 ADM | ADM TOTAL | SPED Intensive |
|--------------------------------------|---------|----------|-----------|----------------|
|--------------------------------------|---------|----------|-----------|----------------|

Enter the District's ADM & Intensive numbers in the column for that school. Correspondence goes in the above box.

**NORTH SLOPE**

|                                    |               |               |                 |              |
|------------------------------------|---------------|---------------|-----------------|--------------|
| Alak School                        | 69.00         | 79.00         | <b>148.00</b>   | 1.00         |
| Barrow High School (Barrow)        | n/a           | 301.00        | <b>301.00</b>   | 0.00         |
| Kali School (Point Lay)            | 39.00         | 41.00         | <b>80.00</b>    | 0.00         |
| Eben Hopson Middle (Barrow)        | 91.00         | 139.00        | <b>230.00</b>   | 3.00         |
| Fred Ipalook (Barrow)              | 414.00        | n/a           | <b>414.00</b>   | 7.00         |
| Harold Kaveolook School (Kaktovik) | 38.00         | 18.00         | <b>56.00</b>    | 1.00         |
| Meade River School (Atqasuk)       | 41.00         | 35.00         | <b>76.00</b>    | 2.00         |
| Nuiqsut Trapper School             | 75.00         | 71.00         | <b>146.00</b>   | 3.00         |
| Nunamiut School (Anaktuvuk Pass)   | 48.00         | 48.00         | <b>96.00</b>    | 1.00         |
| Tikigaq School (Point Hope)        | 114.00        | 117.00        | <b>231.00</b>   | 4.00         |
| Kiita Learning Community           | n/a           | 44.00         | <b>44.00</b>    | 0.00         |
| <b>TOTAL</b>                       | <b>929.00</b> | <b>893.00</b> | <b>1,822.00</b> | <b>22.00</b> |

|                               |
|-------------------------------|
| TOTAL Correspondence ADM Only |
| <b>0</b>                      |

**Alaska Department of Education & Early Development**

FY2025 Foundation Formula PROJECTION

Prepared by School Finance 11/30/2023

| School District    | \$5,960 Basic Need   | Minimum Required Local Effort | Eligible Federal Impact prior to applying % | Impact AID Percent | Deductible Impact AID 90% | BSA State AID        | Quality Schools  | FY2025 Projected Total State Entitlement |
|--------------------|----------------------|-------------------------------|---|--------------------|---------------------------|----------------------|------------------|--|
| Alaska Gateway     | 9,577,541            | -                             | 746,984                                     | 100.00%            | 672,286                   | 8,905,255            | 25,712           | 8,930,967                                |
| Aleutian Region    | 991,088              | -                             | 36,316                                      | 100.00%            | 32,684                    | 958,404              | 2,661            | 961,065                                  |
| Aleutians East     | 4,703,870            | 644,987                       | 2,268,213                                   | 58.47%             | 1,193,602                 | 2,865,281            | 12,628           | 2,877,909                                |
| Anchorage          | 430,443,060          | 121,150,925                   | 14,827,143                                  | 53.69%             | 7,164,624                 | 302,127,511          | 1,155,552        | 303,283,063                              |
| Annette Island     | 5,952,848            | -                             | 2,626,651                                   | 100.00%            | 2,363,986                 | 3,588,862            | 15,981           | 3,604,843                                |
| Bering Strait      | 41,738,118           | -                             | 14,925,763                                  | 100.00%            | 13,433,187                | 28,304,931           | 112,049          | 28,416,980                               |
| Bristol Bay        | 1,884,910            | 888,949                       | 26,330                                      | 47.29%             | 11,206                    | 984,755              | 5,060            | 989,815                                  |
| Chatham            | 3,813,148            | -                             | 188,764                                     | 100.00%            | 169,888                   | 3,643,260            | 10,237           | 3,653,497                                |
| Chugach            | 4,782,423            | -                             | 287,671                                     | 100.00%            | 258,904                   | 4,523,519            | 12,839           | 4,536,358                                |
| Copper River       | 6,304,250            | -                             | 523,680                                     | 100.00%            | 471,312                   | 5,832,938            | 16,924           | 5,849,862                                |
| Cordova            | 5,699,786            | 1,183,153                     | 49,476                                      | 50.89%             | 22,661                    | 4,493,972            | 15,301           | 4,509,273                                |
| Craig              | 5,885,858            | 486,928                       | 587,331                                     | 53.42%             | 282,377                   | 5,116,553            | 15,801           | 5,132,354                                |
| Delta/Greely       | 10,698,915           | -                             | 191,148                                     | 100.00%            | 172,033                   | 10,526,882           | 28,722           | 10,555,604                               |
| Denali             | 6,992,093            | 1,051,949                     | 7,369                                       | 37.21%             | 2,468                     | 5,937,676            | 18,771           | 5,956,447                                |
| Dillingham         | 6,319,328            | 793,366                       | 515,497                                     | 44.45%             | 206,225                   | 5,319,737            | 16,965           | 5,336,702                                |
| Fairbanks          | 139,921,192          | 38,662,228                    | 13,820,506                                  | 70.65%             | 8,787,769                 | 92,471,195           | 375,627          | 92,846,822                               |
| Galena             | 40,465,718           | 114,074                       | 255,569                                     | 13.21%             | 30,385                    | 40,321,259           | 108,633          | 40,429,892                               |
| Haines             | 3,897,423            | 1,371,717                     | -   | 74.30%             | -                         | 2,525,706            | 10,463           | 2,536,169                                |
| Hoonah             | 2,972,908            | 273,113                       | -   | 36.93%             | -                         | 2,699,795            | 7,981            | 2,707,776                                |
| Hydaburg           | 1,545,190            | 43,851                        | -   | 26.74%             | -                         | 1,501,339            | 4,148            | 1,505,487                                |
| Iditarod Area      | 6,488,116            | -                             | 866,028                                     | 100.00%            | 779,425                   | 5,708,691            | 17,418           | 5,726,109                                |
| Juneau             | 48,150,602           | 19,622,560                    | -   | 63.67%             | -                         | 28,528,042           | 129,263          | 28,657,305                               |
| Kake               | 2,451,706            | 86,310                        | 662,191                                     | 35.09%             | 209,127                   | 2,156,269            | 6,582            | 2,162,851                                |
| Kashunamiut        | 6,686,822            | -                             | 3,399,708                                   | 100.00%            | 3,059,737                 | 3,627,085            | 17,951           | 3,645,036                                |
| Kenai Peninsula    | 100,066,612          | 33,151,200                    | -   | 60.02%             | -                         | 66,915,412           | 268,635          | 67,184,047                               |
| Ketchikan Gateway  | 29,892,261           | 5,741,504                     | 10,252                                      | 46.16%             | 4,259                     | 24,146,498           | 80,248           | 24,226,746                               |
| Klawock            | 2,780,102            | 186,885                       | 899,377                                     | 90.81%             | 735,052                   | 1,858,165            | 7,463            | 1,865,628                                |
| Kodiak Island      | 30,836,325           | 5,703,184                     | 2,961,362                                   | 46.49%             | 1,239,063                 | 23,894,078           | 82,782           | 23,976,860                               |
| Kuspuk             | 8,618,518            | -                             | 3,492,218                                   | 100.00%            | 3,142,996                 | 5,475,522            | 23,137           | 5,498,659                                |
| Lake & Peninsula   | 8,834,329            | 497,484                       | 404,744                                     | 23.23%             | 84,620                    | 8,252,225            | 23,716           | 8,275,941                                |
| Lower Kuskokwim    | 78,238,946           | -                             | 20,289,379                                  | 100.00%            | 18,260,441                | 59,978,505           | 210,037          | 60,188,542                               |
| Lower Yukon        | 45,278,954           | -                             | 13,792,905                                  | 100.00%            | 12,413,615                | 32,865,339           | 121,554          | 32,986,893                               |
| Mat-Su             | 211,420,510          | 47,177,910                    | -   | 65.72%             | -                         | 164,242,600          | 567,572          | 164,810,172                              |
| Nenana             | 13,261,119           | 94,068                        | -   | 77.41%             | -                         | 13,167,051           | 35,600           | 13,202,651                               |
| Nome               | 10,297,092           | 1,431,334                     | 49,132                                      | 40.78%             | 18,032                    | 8,847,726            | 27,643           | 8,875,369                                |
| <b>North Slope</b> | <b>35,475,768</b>    | <b>16,736,512</b>             | <b>3,746,865</b>                            | <b>40.31%</b>      | <b>1,359,325</b>          | <b>17,379,931</b>    | <b>95,237</b>    | <b>17,475,168</b>                        |
| Northwest Arctic   | 41,040,560           | 2,304,357                     | 2,123,240                                   | 31.16%             | 595,441                   | 38,140,762           | 110,176          | 38,250,938                               |
| Pelican            | 424,590              | 46,273                        | -   | 100.00%            | -                         | 378,317              | 1,140            | 379,457                                  |
| Petersburg         | 7,974,361            | 1,654,247                     | -   | 53.08%             | -                         | 6,320,114            | 21,408           | 6,341,522                                |
| Pribilof           | 1,414,427            | -                             | 758,817                                     | 100.00%            | 682,935                   | 731,492              | 3,797            | 735,289                                  |
| Saint Mary's       | 3,897,840            | 91,048                        | -   | 31.18%             | -                         | 3,806,792            | 10,464           | 3,817,256                                |
| Sitka              | 15,312,313           | 4,138,275                     | 99,290                                      | 53.00%             | 47,361                    | 11,126,677           | 41,107           | 11,167,784                               |
| Skagway            | 2,290,845            | 1,023,746                     | -   | 47.71%             | -                         | 1,267,099            | 6,150            | 1,273,249                                |
| Southeast Island   | 4,932,198            | -                             | -   | 100.00%            | -                         | 4,932,198            | 13,241           | 4,945,439                                |
| Southwest Region   | 13,843,352           | -                             | 5,429,882                                   | 100.00%            | 4,886,894                 | 8,956,458            | 37,163           | 8,993,621                                |
| Tanana             | 758,887              | 48,501                        | 22,226                                      | 86.35%             | 17,273                    | 693,113              | 2,037            | 695,150                                  |
| Unalaska           | 5,994,866            | 2,480,064                     | 18,603                                      | 59.37%             | 9,940                     | 3,504,862            | 16,094           | 3,520,956                                |
| Valdez             | 8,872,771            | 3,985,667                     | 48,848                                      | 42.43%             | 18,654                    | 4,868,450            | 23,820           | 4,892,270                                |
| Wrangell           | 4,037,185            | 862,086                       | 1,186                                       | 100.00%            | 1,067                     | 3,174,032            | 10,838           | 3,184,870                                |
| Yakutat            | 1,413,474            | 314,366                       | 15,379                                      | 41.91%             | 5,801                     | 1,093,307            | 3,795            | 1,097,102                                |
| Yukon Flats        | 6,347,579            | -                             | 1,658,673                                   | 100.00%            | 1,492,806                 | 4,854,773            | 17,040           | 4,871,813                                |
| Yukon/Koyukuk      | 23,788,863           | -                             | 864,245                                     | 100.00%            | 777,821                   | 23,011,042           | 63,863           | 23,074,905                               |
| Yup'it             | 10,569,524           | -                             | 2,649,334                                   | 100.00%            | 2,384,401                 | 8,185,123            | 28,375           | 8,213,498                                |
| Mt. Edgecumbe      | 4,330,476            | -                             | 1,802,415                                   | 100.00%            | 1,622,174                 | 2,708,302            | 11,625           | 2,719,927                                |
| <b>TOTALS:</b>     | <b>1,530,611,560</b> | <b>314,042,821</b>            | <b>117,950,710</b>                          |                    | <b>89,123,857</b>         | <b>1,127,444,882</b> | <b>4,109,026</b> | <b>1,157,581,208</b>                     |

NOTE: FY25 Projected Total State Entitlement includes Military/Other costs at \$26,027,300 in the Totals row.

**Alaska Department of Education & Early Development**  
 FY2025 Foundation Formula PROJECTION - Average Daily Membership  
 Prepared by School Finance 11/30/2023

| School District   | FY2025 ADM        | FY2025 Corresp. ADM | PROJECTED FY2025 Total ADM | School Size Adjust | School Size ADM; HH included where elig. | District Cost Factor | Adjusted for Cost Factor | Special Needs Factor 1.20 | CTE Factor 1.015  | SPED Intsv.  | Adjust for SPED Intsv *13.00 | Students + Intensive Special Education | District Corresp 90% | District Adjusted ADM |
|-------------------|-------------------|---------------------|----------------------------|--------------------|--|----------------------|--------------------------|---------------------------|-------------------|--------------|------------------------------|--|----------------------|-----------------------|
| Alaska Gateway    | 333.00            | 36.00               | 369.00                     | 558.24             | 603.44                                   | 1.594                | 961.88                   | 1,154.26                  | 1,171.57          | 31           | 403                          | 1,574.57                               | 32.40                | 1,606.97              |
| Alutian Region    | 12.00             | -                   | 12.00                      | 39.60              | 59.40                                    | 1.939                | 115.18                   | 138.22                    | 140.29            | 2            | 26                           | 166.29                                 | -                    | 166.29                |
| Alutians East     | 178.00            | -                   | 178.00                     | 296.59             | 314.73                                   | 1.991                | 626.63                   | 751.96                    | 763.24            | 2            | 26                           | 789.24                                 | -                    | 789.24                |
| Anchorage         | 40,445.17         | 2,218.36            | 42,663.53                  | 45,702.36          | 45,702.36                                | 1.000                | 45,702.36                | 54,842.83                 | 55,665.47         | 1,120        | 14,560                       | 70,225.47                              | 1,996.52             | 72,221.99             |
| Annette Island    | 296.00            | -                   | 296.00                     | 429.41             | 429.41                                   | 1.338                | 574.55                   | 689.46                    | 699.80            | 23           | 299                          | 998.80                                 | -                    | 998.80                |
| Bering Strait     | 1,682.00          | -                   | 1,682.00                   | 2,696.06           | 2,696.06                                 | 1.998                | 5,386.73                 | 6,464.08                  | 6,561.04          | 34           | 442                          | 7,003.04                               | -                    | 7,003.04              |
| Bristol Bay       | 102.00            | 3.00                | 105.00                     | 174.18             | 174.18                                   | 1.478                | 257.44                   | 308.93                    | 313.56            | -            | -                            | 313.56                                 | 2.70                 | 316.26                |
| Chatham           | 142.00            | 24.00               | 166.00                     | 251.03             | 261.09                                   | 1.576                | 411.48                   | 493.78                    | 501.19            | 9            | 117                          | 618.19                                 | 21.60                | 639.79                |
| Chugach           | 71.00             | 523.00              | 594.00                     | 164.80             | 167.78                                   | 1.496                | 251.00                   | 301.20                    | 305.72            | 2            | 26                           | 331.72                                 | 470.70               | 802.42                |
| Copper River      | 289.00            | 112.00              | 401.00                     | 448.07             | 467.26                                   | 1.316                | 614.91                   | 737.89                    | 748.96            | 16           | 208                          | 956.96                                 | 100.80               | 1,057.76              |
| Cordova           | 365.00            | 5.00                | 370.00                     | 503.55             | 503.55                                   | 1.234                | 621.38                   | 745.66                    | 756.84            | 15           | 195                          | 951.84                                 | 4.50                 | 956.34                |
| Craig             | 227.00            | 450.00              | 677.00                     | 343.49             | 343.49                                   | 1.206                | 414.25                   | 497.10                    | 504.56            | 6            | 78                           | 582.56                                 | 405.00               | 987.56                |
| Delta/Greely      | 662.00            | 300.00              | 962.00                     | 897.18             | 897.18                                   | 1.241                | 1,113.40                 | 1,336.08                  | 1,356.12          | 13           | 169                          | 1,525.12                               | 270.00               | 1,795.12              |
| Denali            | 172.00            | 700.00              | 872.00                     | 322.26             | 334.80                                   | 1.332                | 445.95                   | 535.14                    | 543.17            | -            | -                            | 543.17                                 | 630.00               | 1,173.17              |
| Dillingham        | 391.00            | -                   | 391.00                     | 559.52             | 559.52                                   | 1.346                | 753.11                   | 903.73                    | 917.29            | 11           | 143                          | 1,060.29                               | -                    | 1,060.29              |
| Fairbanks         | 11,474.00         | 926.00              | 12,400.00                  | 13,504.07          | 13,504.07                                | 1.070                | 14,449.35                | 17,339.22                 | 17,599.31         | 388          | 5,044                        | 22,643.31                              | 833.40               | 23,476.71             |
| Galena            | 287.00            | 6,800.00            | 7,087.00                   | 395.20             | 395.20                                   | 1.391                | 549.72                   | 659.66                    | 669.55            | -            | -                            | 669.55                                 | 6,120.00             | 6,789.55              |
| Haines            | 232.00            | 14.00               | 246.00                     | 349.84             | 349.84                                   | 1.200                | 419.81                   | 503.77                    | 511.33            | 10           | 130                          | 641.33                                 | 12.60                | 653.93                |
| Hoonah            | 107.00            | -                   | 107.00                     | 181.63             | 193.55                                   | 1.399                | 270.78                   | 324.94                    | 329.81            | 13           | 169                          | 498.81                                 | -                    | 498.81                |
| Hydaburg          | 48.00             | 47.00               | 95.00                      | 82.62              | 97.15                                    | 1.504                | 146.11                   | 175.33                    | 177.96            | 3            | 39                           | 216.96                                 | 42.30                | 259.26                |
| Iditarod Area     | 159.00            | 160.00              | 319.00                     | 350.74             | 350.74                                   | 1.846                | 647.47                   | 776.96                    | 788.61            | 12           | 156                          | 944.61                                 | 144.00               | 1,088.61              |
| Juneau            | 3,929.00          | 161.00              | 4,090.00                   | 4,756.93           | 4,756.93                                 | 1.145                | 5,446.68                 | 6,536.02                  | 6,634.06          | 100          | 1,300                        | 7,934.06                               | 144.90               | 8,078.96              |
| Kake              | 110.00            | -                   | 110.00                     | 186.10             | 187.59                                   | 1.459                | 273.69                   | 328.43                    | 333.36            | 6            | 78                           | 411.36                                 | -                    | 411.36                |
| Kashunamiut       | 308.00            | -                   | 308.00                     | 443.70             | 443.70                                   | 1.619                | 718.35                   | 862.02                    | 874.95            | 19           | 247                          | 1,121.95                               | -                    | 1,121.95              |
| Kenai Peninsula   | 7,130.00          | 1,100.00            | 8,230.00                   | 9,300.22           | 9,300.22                                 | 1.171                | 10,890.56                | 13,068.67                 | 13,264.70         | 195          | 2,535                        | 15,799.70                              | 990.00               | 16,789.70             |
| Ketchikan Gateway | 1,917.00          | 84.00               | 2,001.00                   | 2,399.11           | 2,399.11                                 | 1.170                | 2,806.96                 | 3,368.35                  | 3,418.88          | 117          | 1,521                        | 4,939.88                               | 75.60                | 5,015.48              |
| Klawock           | 133.00            | -                   | 133.00                     | 220.37             | 220.37                                   | 1.302                | 286.92                   | 344.30                    | 349.46            | 9            | 117                          | 466.46                                 | -                    | 466.46                |
| Kodiak Island     | 1,923.00          | 150.00              | 2,073.00                   | 2,464.25           | 2,464.25                                 | 1.289                | 3,176.42                 | 3,811.70                  | 3,868.88          | 90           | 1,170                        | 5,038.88                               | 135.00               | 5,173.88              |
| Kuspuk            | 311.00            | -                   | 311.00                     | 563.06             | 616.97                                   | 1.734                | 1,069.83                 | 1,283.80                  | 1,303.06          | 11           | 143                          | 1,446.06                               | -                    | 1,446.06              |
| Lake & Peninsula  | 287.00            | 12.00               | 299.00                     | 546.17             | 589.81                                   | 1.994                | 1,176.08                 | 1,411.30                  | 1,432.47          | 3            | 39                           | 1,471.47                               | 10.80                | 1,482.27              |
| Lower Kuskokwi    | 3,772.00          | -                   | 3,772.00                   | 5,685.09           | 5,685.09                                 | 1.663                | 9,454.30                 | 11,345.16                 | 11,515.34         | 124          | 1,612                        | 13,127.34                              | -                    | 13,127.34             |
| Lower Yukon       | 1,975.00          | -                   | 1,975.00                   | 2,996.05           | 2,996.05                                 | 1.861                | 5,575.65                 | 6,690.78                  | 6,791.14          | 62           | 806                          | 7,597.14                               | -                    | 7,597.14              |
| Mat-Su            | 16,144.00         | 3,268.00            | 19,412.00                  | 18,877.31          | 18,877.31                                | 1.070                | 20,198.72                | 24,238.46                 | 24,602.04         | 610          | 7,930                        | 32,532.04                              | 2,941.20             | 35,473.24             |
| Nenana            | 196.00            | 1,885.00            | 2,081.00                   | 300.38             | 300.38                                   | 1.338                | 401.91                   | 482.29                    | 489.52            | 3            | 39                           | 528.52                                 | 1,696.50             | 2,225.02              |
| Nome              | 675.00            | 22.00               | 697.00                     | 834.55             | 834.55                                   | 1.450                | 1,210.10                 | 1,452.12                  | 1,473.90          | 18           | 234                          | 1,707.90                               | 19.80                | 1,727.70              |
| North Slope       | 1,822.00          | -                   | 1,822.00                   | 2,532.56           | 2,597.51                                 | 1.791                | 4,652.14                 | 5,582.57                  | 5,666.31          | 22           | 286                          | 5,952.31                               | -                    | 5,952.31              |
| Northwest Arctic  | 1,883.00          | 16.00               | 1,899.00                   | 2,790.29           | 2,790.29                                 | 1.823                | 5,086.70                 | 6,104.04                  | 6,195.60          | 52           | 676                          | 6,871.60                               | 14.40                | 6,886.00              |
| Pelican           | 15.00             | -                   | 15.00                      | 39.60              | 39.60                                    | 1.477                | 58.49                    | 70.19                     | 71.24             | -            | -                            | 71.24                                  | -                    | 71.24                 |
| Petersburg        | 478.00            | -                   | 478.00                     | 677.13             | 677.13                                   | 1.244                | 842.35                   | 1,010.82                  | 1,025.98          | 24           | 312                          | 1,337.98                               | -                    | 1,337.98              |
| Pribilof          | 56.00             | 4.00                | 60.00                      | 94.54              | 94.54                                    | 1.691                | 159.87                   | 191.84                    | 194.72            | 3            | 39                           | 233.72                                 | 3.60                 | 237.32                |
| Saint Mary's      | 182.00            | -                   | 182.00                     | 286.34             | 297.77                                   | 1.624                | 483.58                   | 580.30                    | 589.00            | 5            | 65                           | 654.00                                 | -                    | 654.00                |
| Sitka             | 1,043.00          | 46.00               | 1,089.00                   | 1,334.78           | 1,334.78                                 | 1.195                | 1,595.06                 | 1,914.07                  | 1,942.78          | 45           | 585                          | 2,527.78                               | 41.40                | 2,569.18              |
| Skagway           | 135.00            | -                   | 135.00                     | 223.35             | 223.35                                   | 1.174                | 262.21                   | 314.65                    | 319.37            | 5            | 65                           | 384.37                                 | -                    | 384.37                |
| SE Island         | 187.00            | 25.00               | 212.00                     | 364.60             | 364.60                                   | 1.403                | 511.53                   | 613.84                    | 623.05            | 14           | 182                          | 805.05                                 | 22.50                | 827.55                |
| Southwest Region  | 591.00            | -                   | 591.00                     | 1,008.71           | 1,030.40                                 | 1.685                | 1,736.22                 | 2,083.46                  | 2,114.71          | 16           | 208                          | 2,322.71                               | -                    | 2,322.71              |
| Tanana            | 28.00             | -                   | 28.00                      | 52.56              | 52.56                                    | 1.786                | 93.87                    | 112.64                    | 114.33            | 1            | 13                           | 127.33                                 | -                    | 127.33                |
| Unalaska          | 347.50            | -                   | 347.50                     | 487.50             | 513.83                                   | 1.441                | 740.43                   | 888.52                    | 901.85            | 8            | 104                          | 1,005.85                               | -                    | 1,005.85              |
| Valdez            | 565.00            | -                   | 565.00                     | 776.41             | 807.49                                   | 1.170                | 944.76                   | 1,133.71                  | 1,150.72          | 26           | 338                          | 1,488.72                               | -                    | 1,488.72              |
| Wrangell          | 270.00            | -                   | 270.00                     | 396.96             | 396.96                                   | 1.159                | 460.08                   | 552.10                    | 560.38            | 9            | 117                          | 677.38                                 | -                    | 677.38                |
| Yakutat           | 73.00             | 20.00               | 93.00                      | 119.87             | 119.87                                   | 1.412                | 169.26                   | 203.11                    | 206.16            | 1            | 13                           | 219.16                                 | 18.00                | 237.16                |
| Yukon Flats       | 184.00            | -                   | 184.00                     | 361.67             | 377.93                                   | 2.116                | 799.70                   | 959.64                    | 974.03            | 7            | 91                           | 1,065.03                               | -                    | 1,065.03              |
| Yukon/Koyukuk     | 330.00            | 2,750.00            | 3,080.00                   | 608.68             | 608.68                                   | 1.835                | 1,116.93                 | 1,340.32                  | 1,360.42          | 12           | 156                          | 1,516.42                               | 2,475.00             | 3,991.42              |
| Yupit             | 513.00            | -                   | 513.00                     | 807.87             | 807.87                                   | 1.723                | 1,391.96                 | 1,670.35                  | 1,695.41          | 6            | 78                           | 1,773.41                               | -                    | 1,773.41              |
| Mt. Edgecumbe     | 430.00            | -                   | 430.00                     | 499.20             | 499.20                                   | 1.195                | 596.54                   | 715.85                    | 726.59            | -            | -                            | 726.59                                 | -                    | 726.59                |
| <b>TOTALS:</b>    | <b>105,616.67</b> | <b>21,861.36</b>    | <b>127,478.03</b>          | <b>131,286.35</b>  | <b>131,711.49</b>                        |                      | <b>159,121.34</b>        | <b>190,945.62</b>         | <b>193,809.80</b> | <b>3,333</b> | <b>43,329</b>                | <b>237,138.80</b>                      | <b>19,675.22</b>     | <b>256,814.02</b>     |

**Alaska Department of Education & Early Development**  
 FY2025 Foundation Formula PROJECTION - Required Local Contribution  
 Prepared by School Finance 11/30/2023

| <b>School District</b> | <b>2023 Full Values</b> | <b>FY2024 prior<br/>year Projected<br/>Basic Need</b> | <b>.00265 x Full<br/>Value</b> | <b>45% of PY<br/>Basic Need</b> | <b>Required Minimum<br/>Local Effort [Lesser<br/>of .00265 or 45%]</b> |
|------------------------|-------------------------|---|--------------------------------|---------------------------------|--|
| Alaska Gateway         | -                       | 9,276,323   | -                              | -                               | -  |
| Aleutian Region        | -                       | 1,052,894   | -                              | -                               | -  |
| Aleutians East         | 243,391,300             | 4,992,811   | 644,987                        | 2,246,765                       | <b>644,987</b>   |
| Anchorage              | 45,717,330,058          | 435,819,040   | 121,150,925                    | 196,118,568                     | <b>121,150,925</b>   |
| Annette Island         | -                       | 5,849,084   | -                              | -                               | -  |
| Bering Strait          | -                       | 41,959,234  | -                              | -                               | -  |
| Bristol Bay            | 574,938,923             | 1,975,442   | 1,523,588                      | 888,949                         | <b>888,949</b>   |
| Chatham                | -                       | 3,627,196   | -                              | -                               | -  |
| Chugach                | -                       | 5,050,623   | -                              | -                               | -  |
| Copper River           | -                       | 6,691,292   | -                              | -                               | -  |
| Cordova                | 446,472,647             | 5,158,738   | 1,183,153                      | 2,321,432                       | <b>1,183,153</b>   |
| Craig                  | 183,746,468             | 5,981,337   | 486,928                        | 2,691,602                       | <b>486,928</b>   |
| Delta/Greely           | -                       | 10,423,682  | -                              | -                               | -  |
| Denali                 | 396,962,058             | 7,207,607   | 1,051,949                      | 3,243,423                       | <b>1,051,949</b>   |
| Dillingham             | 299,383,258             | 6,517,856   | 793,366                        | 2,933,035                       | <b>793,366</b>   |
| Fairbanks              | 14,589,519,996          | 142,349,236   | 38,662,228                     | 64,057,156                      | <b>38,662,228</b>  |
| Galena                 | 43,046,687              | 35,832,652  | 114,074                        | 16,124,693                      | <b>114,074</b>   |
| Haines                 | 517,628,928             | 3,847,716   | 1,371,717                      | 1,731,472                       | <b>1,371,717</b>   |
| Hoonah                 | 103,061,455             | 2,579,905   | 273,113                        | 1,160,957                       | <b>273,113</b>   |
| Hydaburg               | 16,547,729              | 1,687,395   | 43,851                         | 759,328                         | <b>43,851</b>  |
| Iditarod Area          | -                       | 6,488,056   | -                              | -                               | -  |
| Juneau                 | 7,404,739,517           | 48,456,886  | 19,622,560                     | 21,805,599                      | <b>19,622,560</b>  |
| Take                   | 32,569,966              | 2,350,624   | 86,310                         | 1,057,781                       | <b>86,310</b>  |
| Kashunamiut            | -                       | 6,404,735   | -                              | -                               | -  |
| Kenai Peninsula        | 12,509,886,770          | 102,661,775   | 33,151,200                     | 46,197,799                      | <b>33,151,200</b>  |
| Ketchikan Gateway      | 2,166,605,376           | 29,925,696  | 5,741,504                      | 13,466,563                      | <b>5,741,504</b>   |
| Klawock                | 70,522,740              | 2,575,912   | 186,885                        | 1,159,160                       | <b>186,885</b>   |
| Kodiak Island          | 2,152,144,926           | 31,316,164  | 5,703,184                      | 14,092,274                      | <b>5,703,184</b>   |
| Kuspuk                 | -                       | 8,723,592   | -                              | -                               | -  |
| Lake & Peninsula       | 187,729,724             | 9,096,510   | 497,484                        | 4,093,430                       | <b>497,484</b>   |
| Lower Kuskokwim        | -                       | 77,427,492  | -                              | -                               | -  |
| Lower Yukon            | -                       | 43,464,492  | -                              | -                               | -  |
| Mat-Su                 | 17,802,984,994          | 211,395,657   | 47,177,910                     | 95,128,046                      | <b>47,177,910</b>  |
| Nenana                 | 35,497,525              | 12,347,034  | 94,068                         | 5,556,165                       | <b>94,068</b>  |
| Nome                   | 540,125,938             | 10,233,916  | 1,431,334                      | 4,605,262                       | <b>1,431,334</b>   |
| <b>North Slope</b>     | <b>23,861,666,906</b>   | <b>37,192,248</b>                                     | <b>63,233,417</b>              | <b>16,736,512</b>               | <b>16,736,512</b>  |
| Northwest Arctic       | 869,568,592             | 40,957,180  | 2,304,357                      | 18,430,731                      | <b>2,304,357</b>   |
| Pelican                | 17,461,613              | 424,590   | 46,273                         | 191,066                         | <b>46,273</b>  |
| Petersburg             | 624,244,273             | 7,389,208   | 1,654,247                      | 3,325,144                       | <b>1,654,247</b>   |
| Pribilof               | -                       | 1,323,776   | -                              | -                               | -  |
| Saint Mary's           | 34,357,616              | 3,791,633   | 91,048                         | 1,706,235                       | <b>91,048</b>  |
| Sitka                  | 1,561,613,284           | 15,408,626  | 4,138,275                      | 6,933,882                       | <b>4,138,275</b>   |
| Skagway                | 525,466,869             | 2,274,992   | 1,392,487                      | 1,023,746                       | <b>1,023,746</b>   |
| Southeast Island       | -                       | 4,526,203   | -                              | -                               | -  |
| Southwest Region       | -                       | 14,471,357  | -                              | -                               | -  |
| Tanana                 | 18,302,369              | 716,988   | 48,501                         | 322,645                         | <b>48,501</b>  |
| Unalaska               | 935,873,173             | 5,931,630   | 2,480,064                      | 2,669,234                       | <b>2,480,064</b>   |
| Valdez                 | 2,711,403,544           | 8,857,037   | 7,185,219                      | 3,985,667                       | <b>3,985,667</b>   |
| Wrangell               | 325,315,436             | 3,756,111   | 862,086                        | 1,690,250                       | <b>862,086</b>   |
| Yakutat                | 118,628,787             | 1,383,674   | 314,366                        | 622,653                         | <b>314,366</b>   |
| Yukon Flats            | -                       | 6,407,000   | -                              | -                               | -  |
| Yukon/Koyukuk          | -                       | 22,810,887  | -                              | -                               | -  |
| Yupiiit                | -                       | 10,125,325  | -                              | -                               | -  |
| Mt. Edgecumbe          | -                       | 4,330,476   | -                              | -                               | -  |
| <b>TOTALS:</b>         | <b>137,638,739,445</b>  | <b>1,532,827,545</b>                                  | <b>364,742,658</b>             | <b>559,077,224</b>              | <b>314,042,821</b>   |

**Alaska Department of Education & Early Development**  
 FY2025 Foundation Formula PROJECTION - Additional Local Contribution  
 Prepared by School Finance 11/30/2023

| School District   | .002 Mills of<br>Current Full &<br>True Value<br>subtotal | FY2025 Projected<br>Basic Need | Quality Schools<br>(\$16 x Adjusted<br>ADM) | Add'l \$ outside<br>formula distributed<br>based on AS<br>14.17.410(b)1 | 23% of Projected<br>Basic Need +<br>Grants issued on<br>AADM subtotal | Additional Local<br>Contribution<br>[Greater of .002 or<br>23% subtotal] | MAXIMUM<br>LOCAL: Required +<br>Additional Local<br>Contribution |
|-------------------|---|--------------------------------|---|---|---|--|--|
| Alaska Gateway    | -   | 9,577,541                      | 25,712                                      | -   | -   | -  | -  |
| Aleutian Region   | -   | 991,088                        | 2,661                                       | -   | -   | -  | -  |
| Aleutians East    | 486,783   | 4,703,870                      | 12,628                                      | -   | 1,084,795   | 1,084,795  | 1,729,782  |
| Anchorage         | 91,434,660  | 430,443,060                    | 1,155,552                                   | -   | 99,267,681  | 99,267,681   | 220,418,606  |
| Annette Island    | -   | 5,952,848                      | 15,981                                      | -   | -   | -  | -  |
| Bering Strait     | -   | 41,738,118                     | 112,049                                     | -   | -   | -  | -  |
| Bristol Bay       | 1,149,878   | 1,884,910                      | 5,060                                       | -   | 434,693   | 1,149,878  | 2,038,827  |
| Chatham           | -   | 3,813,148                      | 10,237                                      | -   | -   | -  | -  |
| Chugach           | -   | 4,782,423                      | 12,839                                      | -   | -   | -  | -  |
| Copper River      | -   | 6,304,250                      | 16,924                                      | -   | -   | -  | -  |
| Cordova           | 892,945   | 5,699,786                      | 15,301                                      | -   | 1,314,470   | 1,314,470  | 2,497,623  |
| Craig             | 367,493   | 5,885,858                      | 15,801                                      | -   | 1,357,382   | 1,357,382  | 1,844,310  |
| Delta/Greely      | -   | 10,698,915                     | 28,722                                      | -   | -   | -  | -  |
| Denali            | 793,924   | 6,992,093                      | 18,771                                      | -   | 1,612,499   | 1,612,499  | 2,664,448  |
| Dillingham        | 598,767   | 6,319,328                      | 16,965                                      | -   | 1,457,347   | 1,457,347  | 2,250,713  |
| Fairbanks         | 29,179,040  | 139,921,192                    | 375,627                                     | -   | 32,268,268  | 32,268,268   | 70,930,496   |
| Galena            | 86,093  | 40,465,718                     | 108,633                                     | -   | 9,332,101   | 9,332,101  | 9,446,175  |
| Haines            | 1,035,258   | 3,897,423                      | 10,463                                      | -   | 898,814   | 1,035,258  | 2,406,975  |
| Hoonah            | 206,123   | 2,972,908                      | 7,981                                       | -   | 685,604   | 685,604  | 958,717  |
| Hydaburg          | 33,095  | 1,545,190                      | 4,148                                       | -   | 356,348   | 356,348  | 400,199  |
| Iditarod Area     | -   | 6,488,116                      | 17,418                                      | -   | -   | -  | -  |
| Juneau            | 14,809,479  | 48,150,602                     | 129,263                                     | -   | 11,104,369  | 14,809,479   | 34,432,039   |
| Kake              | 65,140  | 2,451,706                      | 6,582                                       | -   | 565,406   | 565,406  | 651,716  |
| Kashunamiut       | -   | 6,686,822                      | 17,951                                      | -   | -   | -  | -  |
| Kenai Peninsula   | 25,019,774  | 100,066,612                    | 268,635                                     | -   | 23,077,107  | 25,019,774   | 58,170,974   |
| Ketchikan Gateway | 4,333,211   | 29,892,261                     | 80,248                                      | -   | 6,893,677   | 6,893,677  | 12,635,181   |
| Klawock           | 141,045   | 2,780,102                      | 7,463                                       | -   | 641,140   | 641,140  | 828,025  |
| Kodiak Island     | 4,304,290   | 30,836,325                     | 82,782                                      | -   | 7,111,395   | 7,111,395  | 12,814,579   |
| Kuspuk            | -   | 8,618,518                      | 23,137                                      | -   | -   | -  | -  |
| Lake & Peninsula  | 375,459   | 8,834,329                      | 23,716                                      | -   | 2,037,350   | 2,037,350  | 2,534,834  |
| Lower Kuskokwim   | -   | 78,238,946                     | 210,037                                     | -   | -   | -  | -  |
| Lower Yukon       | -   | 45,278,954                     | 121,554                                     | -   | -   | -  | -  |
| Mat-Su            | 35,605,970  | 211,420,510                    | 567,572                                     | -   | 48,757,259  | 48,757,259   | 95,935,169   |
| Nenana            | 70,995  | 13,261,119                     | 35,600                                      | -   | 3,058,245   | 3,058,245  | 3,152,313  |
| Nome              | 1,080,252   | 10,297,092                     | 27,643                                      | -   | 2,374,689   | 2,374,689  | 3,806,023  |
| North Slope       | 47,723,334  | 35,475,768                     | 95,237                                      | -   | 8,181,331   | 47,723,334   | 64,459,846   |
| Northwest Arctic  | 1,739,137   | 41,040,560                     | 110,176                                     | -   | 9,464,669   | 9,464,669  | 11,769,026   |
| Pelican           | 34,923  | 424,590                        | 1,140                                       | -   | 97,918  | 97,918   | 144,191  |
| Petersburg        | 1,248,489   | 7,974,361                      | 21,408                                      | -   | 1,839,027   | 1,839,027  | 3,493,274  |
| Pribilof          | -   | 1,414,427                      | 3,797                                       | -   | -   | -  | -  |
| Saint Mary's      | 68,715  | 3,897,840                      | 10,464                                      | -   | 898,910   | 898,910  | 989,958  |
| Sitka             | 3,123,227   | 15,312,313                     | 41,107                                      | -   | 3,531,287   | 3,531,287  | 7,669,562  |
| Skagway           | 1,050,934   | 2,290,845                      | 6,150                                       | -   | 528,309   | 1,050,934  | 2,074,680  |
| Southeast Island  | -   | 4,932,198                      | 13,241                                      | -   | -   | -  | -  |
| Southwest Region  | -   | 13,843,352                     | 37,163                                      | -   | -   | -  | -  |
| Tanana            | 36,605  | 758,887                        | 2,037                                       | -   | 175,013   | 175,013  | 223,514  |
| Unalaska          | 1,871,746   | 5,994,866                      | 16,094                                      | -   | 1,382,521   | 1,871,746  | 4,351,810  |
| Valdez            | 5,422,807   | 8,872,771                      | 23,820                                      | -   | 2,046,216   | 5,422,807  | 9,408,474  |
| Wrangell          | 650,631   | 4,037,185                      | 10,838                                      | -   | 931,045   | 931,045  | 1,793,131  |
| Yakutat           | 237,258   | 1,413,474                      | 3,795                                       | -   | 325,972   | 325,972  | 640,338  |
| Yukon Flats       | -   | 6,347,579                      | 17,040                                      | -   | -   | -  | -  |
| Yukon/Koyukuk     | -   | 23,788,863                     | 63,863                                      | -   | -   | -  | -  |
| Yupiit            | -   | 10,569,524                     | 28,375                                      | -   | -   | -  | -  |
| Mt. Edgecumbe     | -   | 4,330,476                      | 11,625                                      | -   | -   | -  | -  |
| <b>TOTALS:</b>    | <b>275,277,480</b>  | <b>1,530,611,560</b>           | <b>4,109,026</b>                            | <b>-</b>  | <b>285,092,857</b>  | <b>335,522,707</b>   | <b>649,565,528</b>   |

FY25 One Time Funding

175 Million one time funding included in this year's state budget.

public schools included in FY25 year's state budget.

| School District   | District Adjusted ADM | Estimated funding |
|-------------------|-----------------------|-------------------|
| Alaska Gateway    | 1,607                 | 1,095,033         |
| Aleutian Region   | 166                   | 113,314           |
| Aleutians East    | 789                   | 537,809           |
| Anchorage         | 72,222                | 49,214,012        |
| Annette Island    | 999                   | 680,609           |
| Bering Strait     | 7,003                 | 4,772,060         |
| Bristol Bay       | 316                   | 215,508           |
| Chatham           | 640                   | 435,970           |
| Chugach           | 802                   | 546,791           |
| Copper River      | 1,058                 | 720,786           |
| Cordova           | 956                   | 651,676           |
| Craig             | 988                   | 672,950           |
| Delta/Greely      | 1,795                 | 1,223,243         |
| Denali            | 1,173                 | 799,430           |
| Dillingham        | 1,060                 | 722,510           |
| Fairbanks         | 23,477                | 15,997,663        |
| Galena            | 6,790                 | 4,626,582         |
| Haines            | 654                   | 445,606           |
| Hoonah            | 499                   | 339,903           |
| Hydaburg          | 259                   | 176,667           |
| Iditarod Area     | 1,089                 | 741,808           |
| Juneau            | 8,079                 | 5,505,221         |
| Kake              | 411                   | 280,312           |
| Kashunamiut       | 1,122                 | 764,527           |
| Kenai Peninsula   | 16,790                | 11,440,954        |
| Ketchikan Gateway | 5,015                 | 3,417,683         |
| Klawock           | 466                   | 317,858           |
| Kodiak Island     | 5,174                 | 3,525,621         |
| Kuspuk            | 1,446                 | 985,384           |
| Lake & Peninsula  | 1,482                 | 1,010,059         |
| Lower Kuskokwim   | 13,127                | 8,945,324         |
| Lower Yukon       | 7,597                 | 5,176,896         |
| Mat-Su            | 35,473                | 24,172,423        |
| Nenana            | 2,225                 | 1,516,189         |
| Nome              | 1,728                 | 1,177,301         |
| North Slope       | 5,952                 | 4,056,065         |
| Northwest Arctic  | 6,886                 | 4,692,306         |
| Pelican           | 71                    | 48,545            |
| Petersburg        | 1,338                 | 911,736           |
| Pribilof          | 237                   | 161,716           |
| Saint Mary's      | 654                   | 445,653           |
| Sitka             | 2,569                 | 1,750,709         |

|                    |             |             |
|--------------------|-------------|-------------|
| Skagway            | 384         | 261,920     |
| SE Island          | 828         | 563,915     |
| Southwest Region   | 2,323       | 1,582,757   |
| Tanana             | 127         | 86,766      |
| Unalaska           | 1,006       | 685,413     |
| Valdez             | 1,489       | 1,014,454   |
| Wrangell           | 677         | 461,585     |
| Yakutat            | 237         | 161,607     |
| Yukon Flats        | 1,065       | 725,740     |
| Yukon/Koyukuk      | 3,991       | 2,719,861   |
| Yupitit            | 1,773       | 1,208,449   |
| Mt. Edgecumbe      | 727         | 495,118     |
| TOTALS:            | 256,814     | 175,000,000 |
| Total Distribution | 175,000,000 |             |
| Per Pupil          | 681         |             |

May 2, 2024 by Eric Stone, Alaska Public Media - Juneau  
Gov. Mike Dunleavy signaled Wednesday that he won't veto \$175 million in one-time

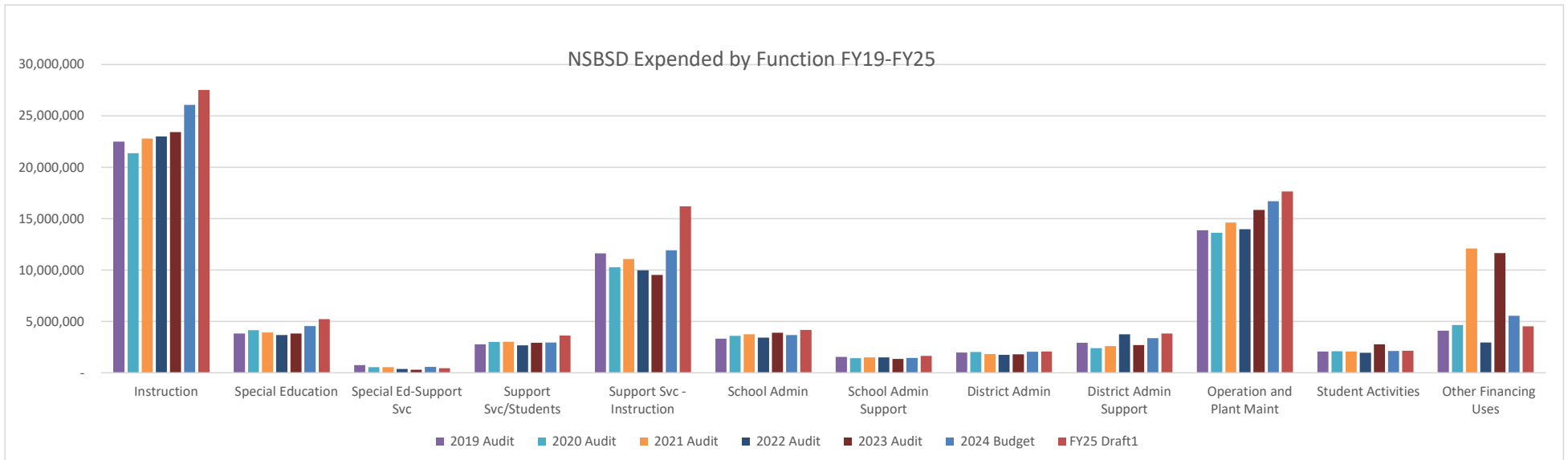


# NSBSD

## Final Budget FY25 Expenditures - Supporting Information

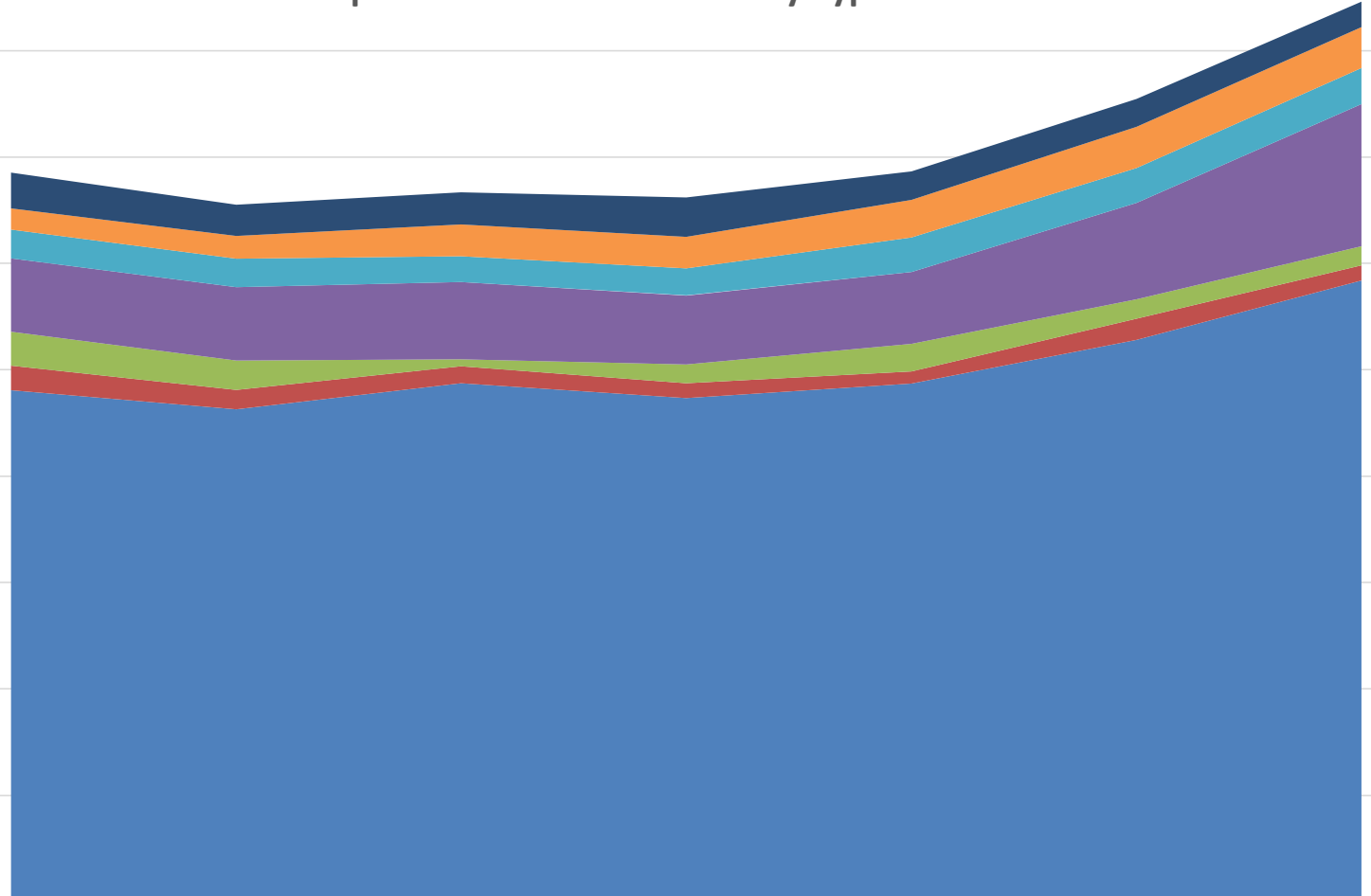
North Slope Borough School District  
Expenditures By Function Summary  
FY19-FY25

| EXPENDITURE FUNCTION                  | 2019 Audit        | 2020 Audit        | 2021 Audit        | 2022 Audit        | 2023 Audit        | 2024 Budget       | FY25 Original     |
|---------------------------------------|-------------------|-------------------|-------------------|-------------------|-------------------|-------------------|-------------------|
| Instruction                           | 22,483,965        | 21,381,581        | 22,801,378        | 23,001,473        | 23,419,870        | 26,064,600        | 27,516,240        |
| Special Education                     | 3,812,333         | 4,159,607         | 3,942,782         | 3,697,245         | 3,830,569         | 4,543,000         | 5,222,370         |
| Special Ed-Support Svc                | 750,950           | 566,864           | 557,917           | 395,753           | 303,587           | 581,000           | 467,260           |
| Support Svc/Students                  | 2,788,721         | 3,010,352         | 3,041,678         | 2,681,947         | 2,912,382         | 2,957,600         | 3,639,850         |
| Support Svc - Instruction             | 11,629,523        | 10,296,879        | 11,069,639        | 9,970,791         | 9,545,738         | 11,938,600        | 16,220,080        |
| School Admin                          | 3,329,462         | 3,608,096         | 3,743,401         | 3,434,316         | 3,919,173         | 3,683,000         | 4,181,710         |
| School Admin Support                  | 1,544,256         | 1,431,575         | 1,494,818         | 1,488,873         | 1,371,796         | 1,459,300         | 1,653,040         |
| District Admin                        | 1,986,899         | 2,015,268         | 1,842,881         | 1,767,555         | 1,816,811         | 2,056,100         | 2,074,700         |
| District Admin Support                | 2,927,943         | 2,396,947         | 2,599,765         | 3,763,849         | 2,722,722         | 3,362,000         | 3,840,510         |
| Operation and Plant Maint             | 13,886,419        | 13,628,896        | 14,643,234        | 13,973,142        | 15,854,216        | 16,699,000        | 17,647,840        |
| Student Activities                    | 2,082,317         | 2,103,016         | 2,082,317         | 1,949,968         | 2,768,347         | 2,125,400         | 2,144,400         |
| Other Financing Uses                  | 4,098,776         | 4,663,734         | 12,098,978        | 2,960,293         | 11,665,500        | 5,540,000         | 4,540,000         |
| <b>Total Expended and Transferred</b> | <b>72,546,928</b> | <b>70,119,638</b> | <b>78,648,041</b> | <b>69,085,205</b> | <b>80,130,711</b> | <b>81,009,600</b> | <b>89,148,000</b> |

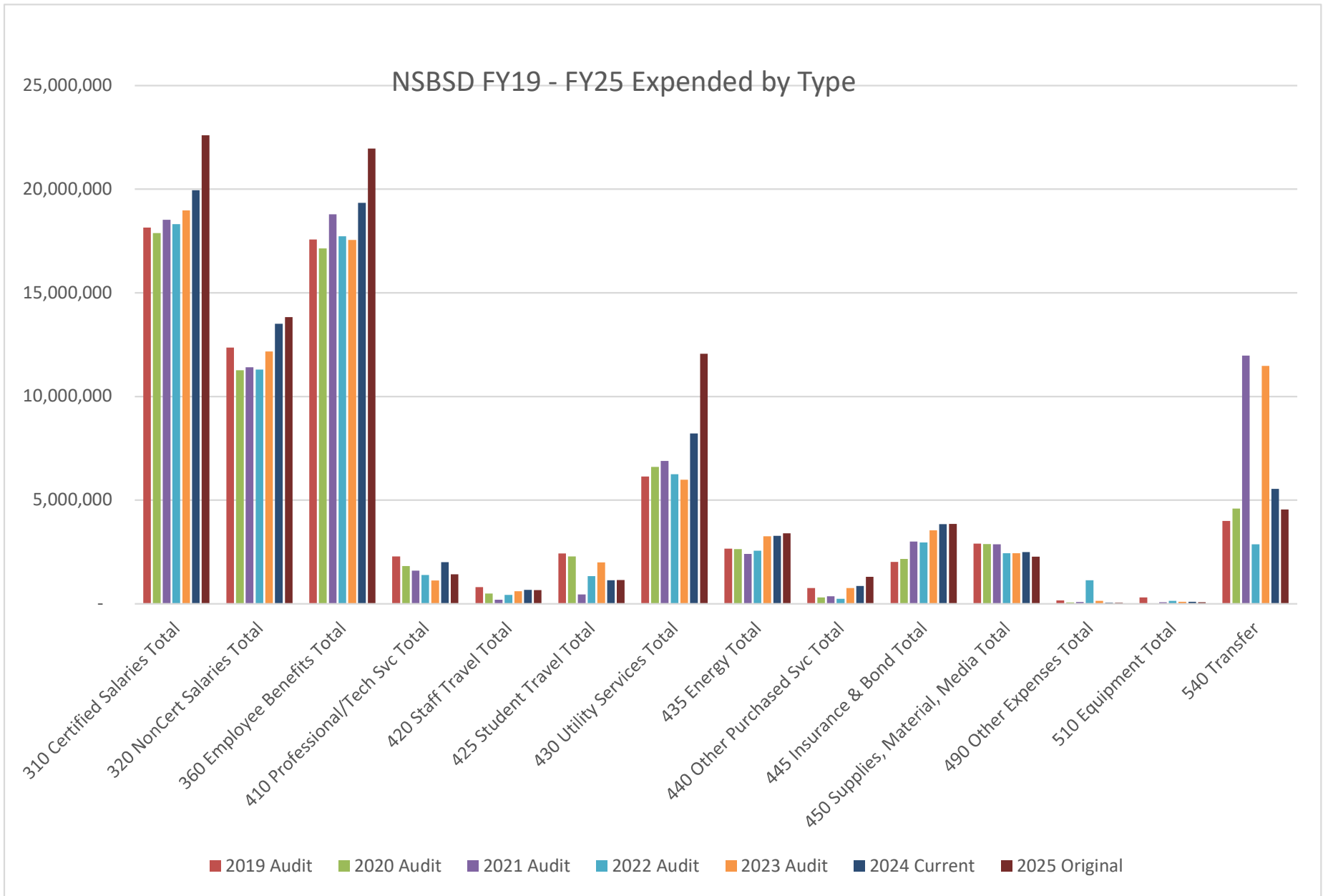


### NSBSD Expenditure FY19 To FY25 by Type

- Supplies & Equip
- Property & Liab Insurance
- Energy
- Utilities & Purch Srv
- Travel
- Professional
- Salary & Fringe



|                           | 2019 Audit   | 2020 Audit   | 2021 Audit   | 2022 Audit   | 2023 Audit   | 2024 Current | 2025 Original |
|---------------------------|--------------|--------------|--------------|--------------|--------------|--------------|---------------|
| Supplies & Equip          | \$3,360,143  | \$2,937,549  | \$3,024,605  | \$3,717,671  | \$2,664,942  | \$2,649,750  | \$2,402,129   |
| Property & Liab Insurance | \$2,014,800  | \$2,160,091  | \$2,999,858  | \$2,956,776  | \$3,542,810  | \$3,843,300  | \$3,848,300   |
| Energy                    | \$2,664,143  | \$2,643,715  | \$2,415,473  | \$2,560,533  | \$3,258,054  | \$3,284,000  | \$3,398,500   |
| Utilities & Purch Srv     | \$6,895,104  | \$6,895,765  | \$7,256,735  | \$6,483,716  | \$6,739,462  | \$9,077,200  | \$13,349,100  |
| Travel                    | \$3,233,795  | \$2,771,145  | \$657,282    | \$1,774,634  | \$2,604,067  | \$1,812,770  | \$1,802,820   |
| Professional              | \$2,281,745  | \$1,823,684  | \$1,600,564  | \$1,384,406  | \$1,128,718  | \$2,000,900  | \$1,428,940   |
| Salary & Fringe           | \$48,080,858 | \$46,287,602 | \$48,727,769 | \$47,335,998 | \$48,715,916 | \$52,801,680 | \$58,378,211  |



North Slope Borough  
FY19-FY25  
Expenditures and Transfers

| NORTH SLOPE BOROUGH SCHOOL DISTRICT |                   |                   |                   |                   |                   |                   |                   |
|-------------------------------------|-------------------|-------------------|-------------------|-------------------|-------------------|-------------------|-------------------|
| ADM                                 | 1,932             | 1,953             | 1,942             | 1,863             | 1,864             | 1,798             | 1,822             |
| EXPENDITURE Category                | 2019 Audit        | 2020 Audit        | 2021 Audit        | 2022 Audit        | 2023 Audit        | 2024 Current      | 2025 Original     |
| <b>100 Instruction</b>              |                   |                   |                   |                   |                   |                   |                   |
| 310 Certified Salaries              | 11,693,122        | 11,718,274        | 12,423,842        | 12,674,832        | 12,691,426        | 13,745,000        | 15,091,755        |
| 320 NonCert Salaries                | 2,159,440         | 1,442,147         | 1,550,542         | 1,578,749         | 1,593,726         | 1,835,900         | 1,623,007         |
| 360 Employee Benefits               | 7,466,534         | 7,497,886         | 8,327,333         | 8,126,161         | 7,897,672         | 9,164,000         | 9,455,778         |
| 410 Professional/Tech Svc           | 362,306           | 198,185           | 22,250            | 69,117            | 237,862           | 400,000           | 200,000           |
| 420 Staff Travel                    | 91,308            | 9,557             | 75                | 79,282            | 116,399           | 40,000            | 40,000            |
| 425 Student Travel                  | 28,457            | 47,476            | -                 | -                 | -                 | -                 | -                 |
| 430 Utility Services                | 13,125            | 1,465             | 1,191             | 6,496             | 313               | 1,000             | 1,000             |
| 440 Other Purchased Svc             | 47,612            | 950               | -                 | 2,716             | 13,683            | 16,100            | 414,100           |
| 450 Supplies, Material, Media       | 601,758           | 464,734           | 475,771           | 464,120           | 755,437           | 862,600           | 690,600           |
| 490 Other Expenses Tuition Stipend  | 8,758             | 907               | 374               | -                 | 83,722            | -                 | -                 |
| 510 Equipment                       | 11,545            | -                 | -                 | -                 | 29,630            | -                 | -                 |
| <b>Total Instruction</b>            | <b>22,483,965</b> | <b>21,381,581</b> | <b>22,801,378</b> | <b>23,001,473</b> | <b>23,419,870</b> | <b>26,064,600</b> | <b>27,516,240</b> |
| <b>200 Special Education</b>        |                   |                   |                   |                   |                   |                   |                   |
| 310 Certified Salaries              | 1,599,167         | 1,884,719         | 1,672,447         | 1,609,599         | 1,696,728         | 1,750,000         | 1,820,020         |
| 320 NonCert Salaries                | 718,152           | 713,262           | 752,669           | 655,246           | 772,931           | 1,168,430         | 1,441,300         |
| 360 Employee Benefits               | 1,468,406         | 1,546,702         | 1,510,370         | 1,428,957         | 1,358,952         | 1,600,000         | 1,948,050         |
| 410 Professional/Tech Svc           | -                 | -                 | -                 | -                 | -                 | 3,000             | 3,000             |
| 420 Staff Travel                    | -                 | -                 | -                 | 2,511             | 1,958             | 12,570            | 4,000             |
| 425 Student Travel                  | 4,045             | -                 | 3,159             | -                 | -                 | -                 | 2,000             |
| 450 Supplies, Material, Media       | 22,563            | 14,924            | 4,137             | 932               | -                 | 9,000             | 4,000             |
| <b>Total Special Education</b>      | <b>3,812,333</b>  | <b>4,159,607</b>  | <b>3,942,782</b>  | <b>3,697,245</b>  | <b>3,830,569</b>  | <b>4,543,000</b>  | <b>5,222,370</b>  |
| <b>220 Special Ed-Support Svc</b>   |                   |                   |                   |                   |                   |                   |                   |
| 310 Certified Salaries              | 106,525           | 138,026           | 145,731           | 132,751           | 136,743           | 190,000           | 149,700           |
| 320 NonCert Salaries                | 22,936            | 24,497            | 36,284            | 7,558             | 10,970            | 20,150            | 71,740            |
| 360 Employee Benefits               | 113,025           | 100,964           | 106,503           | 85,451            | 78,269            | 120,600           | 141,420           |
| 410 Professional/Tech Svc           | 482,947           | 291,732           | 257,575           | 164,219           | 68,399            | 225,000           | 80,000            |
| 420 Staff Travel                    | 11,504            | 3,884             | -                 | 2,690             | 3,107             | 4,700             | 4,700             |
| 430 Utility Services                | 892               | 508               | 1,224             | 898               | 770               | 1,600             | 1,200             |
| 440 Other Purchased Svc             | 4,986             | 3,212             | 2,551             | 1,966             | 4,035             | 6,200             | 5,500             |
| 450 Supplies, Material, Media       | 8,135             | 4,041             | 8,049             | 220               | 1,294             | 12,750            | 13,000            |
| <b>Total Special Ed-Support Svc</b> | <b>750,950</b>    | <b>566,864</b>    | <b>557,917</b>    | <b>395,753</b>    | <b>303,587</b>    | <b>581,000</b>    | <b>467,260</b>    |
| <b>300 Support Svc/Students</b>     |                   |                   |                   |                   |                   |                   |                   |
| 310 Certified Salaries              | 819,976           | 936,757           | 872,116           | 684,423           | 1,044,951         | 915,650           | 1,263,000         |
| 320 NonCert Salaries                | 824,039           | 765,515           | 812,183           | 792,439           | 761,643           | 847,050           | 897,887           |
| 360 Employee Benefits               | 1,115,841         | 1,302,855         | 1,355,972         | 1,205,085         | 1,103,704         | 1,149,400         | 1,478,463         |
| 410 Professional/Tech Svc           | -                 | -                 | 1,327             | -                 | -                 | -                 | -                 |
| 420 Staff Travel                    | 5,929             | 1,285             | -                 | -                 | -                 | -                 | -                 |
| 450 Supplies, Material, Media       | 22,936            | 3,940             | 80                | -                 | 2,084             | 45,500            | 500               |
| <b>Total Support Svc/Students</b>   | <b>2,788,721</b>  | <b>3,010,352</b>  | <b>3,041,678</b>  | <b>2,681,947</b>  | <b>2,912,382</b>  | <b>2,957,600</b>  | <b>3,639,850</b>  |

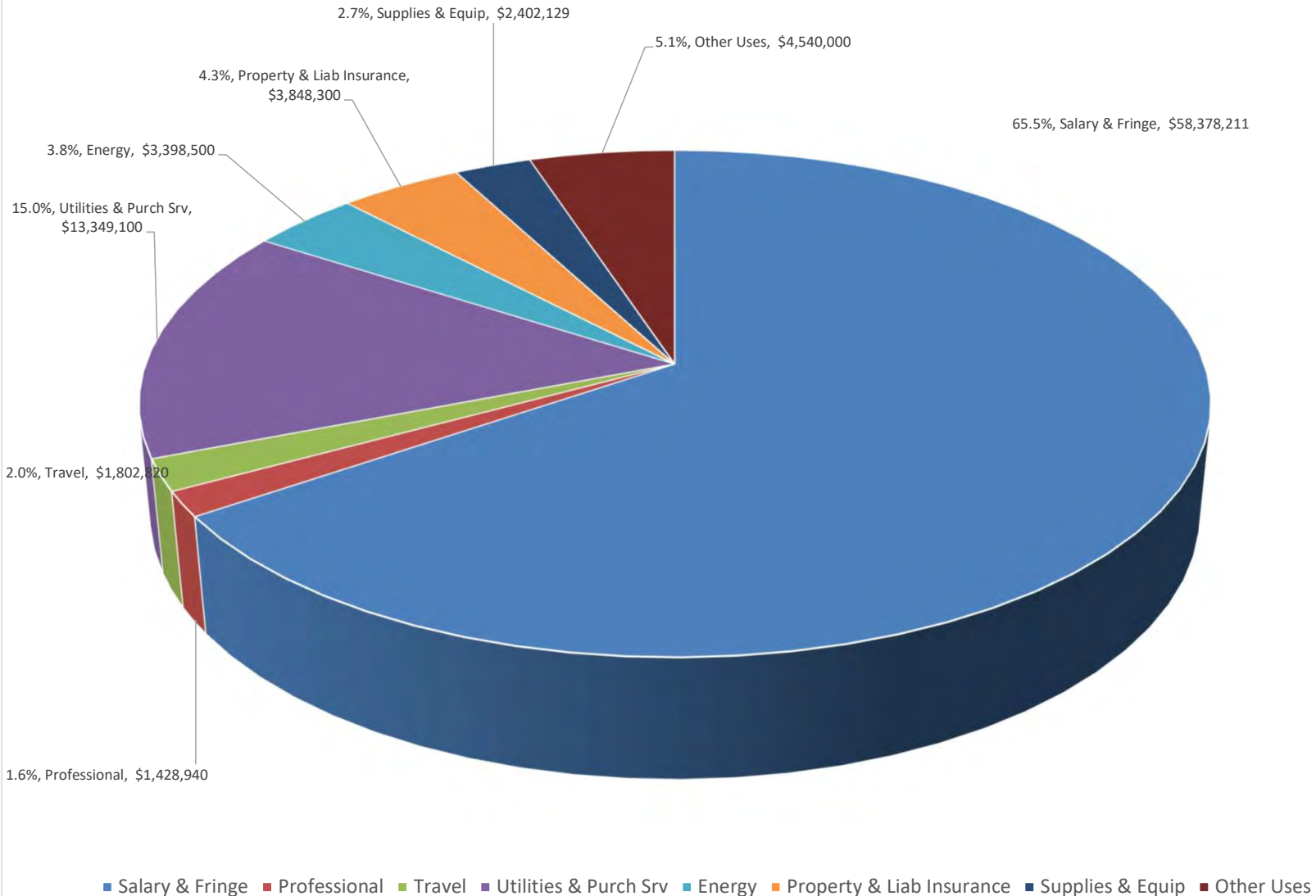
North Slope Borough  
FY19-FY25  
Expenditures and Transfers

| NORTH SLOPE BOROUGH SCHOOL DISTRICT    |                   |                   |                   |                  |                  |                   |                   |
|--|-------------------|-------------------|-------------------|------------------|------------------|-------------------|-------------------|
| ADM                                    | 1,932             | 1,953             | 1,942             | 1,863            | 1,864            | 1,798             | 1,822             |
| EXPENDITURE Category                   | 2019 Audit        | 2020 Audit        | 2021 Audit        | 2022 Audit       | 2023 Audit       | 2024 Current      | 2025 Original     |
| <b>350 Support Svc - Instruction</b>   |                   |                   |                   |                  |                  |                   |                   |
| 310 Certified Salaries                 | 1,103,489         | 466,157           | 567,601           | 473,853          | 465,728          | 484,000           | 998,045           |
| 320 NonCert Salaries                   | 1,096,939         | 1,062,694         | 1,011,716         | 1,147,530        | 1,124,746        | 1,272,000         | 984,932           |
| 360 Employee Benefits                  | 1,215,893         | 919,651           | 1,054,308         | 928,794          | 899,460          | 986,000           | 1,268,303         |
| 410 Professional/Tech Svc              | 644,191           | 276,254           | 191,259           | 164,698          | 184,620          | 237,000           | 222,000           |
| 420 Staff Travel                       | 104,752           | 62,018            | 57,263            | 41,385           | 108,561          | 116,000           | 156,600           |
| 430 Utility Services                   | 5,516,965         | 6,052,631         | 6,505,063         | 5,821,805        | 5,563,088        | 7,652,000         | 11,491,000        |
| 440 Other Purchased Svc                | 483,779           | 121,044           | 187,729           | 66,109           | 511,681          | 517,600           | 517,600           |
| 450 Supplies, Material, Media          | 1,155,432         | 1,306,451         | 1,481,031         | 1,177,662        | 659,729          | 624,000           | 551,600           |
| 490 Other Expenses                     | 34,320            | 29,979            | 4,850             | 8,900            | 4,757            | 5,000             | 5,000             |
| 510 Equipment                          | 273,763           | -                 | 8,819             | 140,055          | 23,368           | 45,000            | 25,000            |
| <b>Total Support Svc - Instruction</b> | <b>11,629,523</b> | <b>10,296,879</b> | <b>11,069,639</b> | <b>9,970,791</b> | <b>9,545,738</b> | <b>11,938,600</b> | <b>16,220,080</b> |
| <b>400 School Admin</b>                |                   |                   |                   |                  |                  |                   |                   |
| 310 Certified Salaries                 | 2,033,381         | 2,143,933         | 2,288,590         | 2,106,508        | 2,456,124        | 2,248,600         | 2,491,712         |
| 360 Employee Benefits                  | 967,611           | 1,149,102         | 1,189,180         | 1,069,845        | 1,188,146        | 1,075,200         | 1,330,698         |
| 410 Professional/Tech Svc              | 996               | -                 | -                 | -                | 7,415            | 3,000             | 5,000             |
| 420 Staff Travel                       | 32,990            | 21,470            | 2,276             | 9,375            | 15,405           | 36,000            | 36,000            |
| 430 Utility Services                   | 86,968            | 117,555           | 100,892           | 100,160          | 98,088           | 116,800           | 116,800           |
| 440 Other Purchased Svc                | 117,375           | 104,304           | 107,160           | 108,076          | 100,741          | 133,800           | 133,800           |
| 450 Supplies, Material, Media          | 86,264            | 69,605            | 54,826            | 40,352           | 51,408           | 67,600            | 64,700            |
| 490 Other Expenses                     | 3,877             | 2,127             | 477               | -                | 1,846            | 2,000             | 3,000             |
| <b>Total School Admin</b>              | <b>3,329,462</b>  | <b>3,608,096</b>  | <b>3,743,401</b>  | <b>3,434,316</b> | <b>3,919,173</b> | <b>3,683,000</b>  | <b>4,181,710</b>  |
| <b>450 School Admin Support</b>        |                   |                   |                   |                  |                  |                   |                   |
| 320 NonCert Salaries                   | 871,867           | 827,553           | 806,713           | 803,289          | 770,495          | 825,700           | 919,130           |
| 360 Employee Benefits                  | 671,979           | 604,022           | 688,105           | 685,584          | 601,301          | 633,600           | 733,910           |
| 420 Staff Travel                       | 410               | -                 | -                 | -                | -                | -                 | -                 |
| <b>Total School Admin Support</b>      | <b>1,544,256</b>  | <b>1,431,575</b>  | <b>1,494,818</b>  | <b>1,488,873</b> | <b>1,371,796</b> | <b>1,459,300</b>  | <b>1,653,040</b>  |
| <b>510 District Admin</b>              |                   |                   |                   |                  |                  |                   |                   |
| 310 Certified Salaries                 | 454,916           | 335,546           | 333,205           | 376,063          | 152,501          | 157,100           | 175,000           |
| 320 NonCert Salaries                   | 358,011           | 594,777           | 506,456           | 461,276          | 600,887          | 653,800           | 640,910           |
| 360 Employee Benefits                  | 411,718           | 454,353           | 485,976           | 394,231          | 523,921          | 490,000           | 570,590           |
| 410 Professional/Tech Svc              | 409,557           | 406,078           | 423,197           | 339,343          | 261,203          | 431,000           | 381,000           |
| 420 Staff Travel                       | 189,649           | 166,695           | 32,226            | 145,339          | 167,000          | 187,000           | 177,000           |
| 425 Student Travel                     | 23,600            | 11,208            | -                 | 7,959            | -                | 27,000            | 20,000            |
| 430 Utility Services                   | 24,363            | 8,986             | 2,821             | 2,975            | 5,352            | 7,000             | 7,000             |
| 440 Other Purchased Svc                | 14,065            | 10,266            | 3,667             | 8,150            | 12,913           | 13,500            | 13,500            |
| 450 Supplies, Material, Media          | 74,774            | 24,081            | 12,555            | 28,784           | 68,204           | 61,700            | 61,700            |
| 490 Other Expenses                     | 26,246            | 3,278             | 42,778            | 3,435            | 24,830           | 28,000            | 28,000            |
| <b>Total District Admin</b>            | <b>1,986,899</b>  | <b>2,015,268</b>  | <b>1,842,881</b>  | <b>1,767,555</b> | <b>1,816,811</b> | <b>2,056,100</b>  | <b>2,074,700</b>  |

North Slope Borough  
FY19-FY25  
Expenditures and Transfers

| NORTH SLOPE BOROUGH SCHOOL DISTRICT     |                   |                   |                   |                   |                   |                   |                   |
|---|-------------------|-------------------|-------------------|-------------------|-------------------|-------------------|-------------------|
| ADM                                     | 1,932             | 1,953             | 1,942             | 1,863             | 1,864             | 1,798             | 1,822             |
| EXPENDITURE Category                    | 2019 Audit        | 2020 Audit        | 2021 Audit        | 2022 Audit        | 2023 Audit        | 2024 Current      | 2025 Original     |
| <b>550 District Admin Support</b>       |                   |                   |                   |                   |                   |                   |                   |
| 310 Certified Salaries                  | 61,321            | -                 | -                 | 3,805             |                   | 39,000            | 82,500            |
| 320 NonCert Salaries                    | 1,370,025         | 1,196,897         | 1,224,393         | 1,299,774         | 1,671,423         | 1,819,000         | 1,955,980         |
| 360 Employee Benefits                   | 972,005           | 718,209           | 794,967           | 720,666           | 862,831           | 935,000           | 1,055,030         |
| 410 Professional/Tech Svc               | 152,333           | 270,618           | 562,164           | 529,971           | 194,586           | 267,000           | 267,000           |
| 420 Staff Travel                        | 230,948           | 122,581           | 29,852            | 92,689            | 77,068            | 150,000           | 105,000           |
| 430 Utility Services                    | 25,219            | 24,007            | 8,233             | 11,291            | 12,367            | 15,200            | 15,200            |
| 440 Other Purchased Svc                 | 36,141            | 37,306            | 37,535            | 35,753            | 46,651            | 55,500            | 66,500            |
| 445 Insurance & Bond                    |                   |                   |                   |                   |                   | 393,300           | 393,300           |
| 450 Supplies, Material, Media           | 95,484            | 69,320            | 50,832            | 39,918            | 43,725            | 47,000            | 47,000            |
| 490 Other Expenses                      | 77,304            | 21,656            | 25,012            | 1,118,804         | 2,829             | 3,000             | 3,000             |
| 495 Indirect Costs                      | (92,837)          | (63,647)          | (133,223)         | (88,822)          | (188,758)         | (362,000)         | (150,000)         |
| <b>Total District Admin Support</b>     | <b>2,927,943</b>  | <b>2,396,947</b>  | <b>2,599,765</b>  | <b>3,763,849</b>  | <b>2,722,722</b>  | <b>3,362,000</b>  | <b>3,840,510</b>  |
| <b>600 Operation and Plant Maint</b>    |                   |                   |                   |                   |                   |                   |                   |
| 310 Certified Salaries                  |                   |                   |                   |                   |                   | 39,000            | 82,500            |
| 320 NonCert Salaries                    | 4,629,111         | 4,446,008         | 4,639,065         | 4,390,234         | 4,689,463         | 4,842,200         | 5,082,455         |
| 360 Employee Benefits                   | 2,998,614         | 2,726,546         | 3,248,722         | 2,969,659         | 2,935,020         | 2,992,300         | 3,776,956         |
| 410 Professional/Tech Svc               | 132,060           | 282,623           | 140,543           | 81,482            | 99,570            | 330,500           | 146,500           |
| 420 Staff Travel                        | 100,774           | 76,523            | 83,048            | 58,251            | 89,386            | 120,500           | 120,500           |
| 430 Utility Services                    | 467,910           | 394,158           | 274,118           | 303,190           | 307,345           | 419,900           | 419,900           |
| 435 Energy                              | 2,664,143         | 2,643,715         | 2,415,473         | 2,560,533         | 3,258,054         | 3,284,000         | 3,398,500         |
| 440 Other Purchased Svc                 | 52,647            | 19,172            | 24,394            | 7,246             | 60,000            | 121,000           | 166,000           |
| 445 Insurance & Bond                    | 2,014,800         | 2,160,091         | 2,999,858         | 2,956,776         | 3,542,810         | 3,450,000         | 3,455,000         |
| 450 Supplies, Material, Media           | 813,241           | 876,100           | 756,273           | 644,670           | 826,297           | 1,049,600         | 949,529           |
| 510 Equipment                           | 13,119            | 3,960             | 61,740            | 1,101             | 46,271            | 50,000            | 50,000            |
| <b>Total Operation and Plant Maint</b>  | <b>13,886,419</b> | <b>13,628,896</b> | <b>14,643,234</b> | <b>13,973,142</b> | <b>15,854,216</b> | <b>16,699,000</b> | <b>17,647,840</b> |
| <b>700 Student Activities</b>           |                   |                   |                   |                   |                   |                   |                   |
| 310 Certified Salaries                  | 274,463           | 255,271           | 225,198           | 245,040           | 339,688           | 380,000           | 447,832           |
| 320 NonCert Salaries                    | 306,814           | 191,759           | 69,448            | 166,893           | 180,877           | 220,000           | 205,383           |
| 360 Employee Benefits                   | 175,538           | 123,520           | 28,134            | 111,703           | 105,590           | 203,000           | 194,225           |
| 410 Professional/Tech Svc               | 97,355            | 98,194            | 2,249             | 35,576            | 75,063            | 104,400           | 104,440           |
| 420 Staff Travel                        | 35,850            | 25,642            | 2,187             | 2,375             | 25,787            | 7,000             | 12,000            |
| 425 Student Travel                      | 2,373,579         | 2,222,806         | 447,196           | 1,332,778         | 1,999,396         | 1,112,000         | 1,125,020         |
| 440 Other Purchased Svc                 | 3,057             | 201               | 157               | 6,885             | 2,435             |                   |                   |
| 450 Supplies, Material, Media           | 19,372            | 41,166            | 24,731            | 37,968            | 25,786            | 83,000            | 40,500            |
| 490 Other Expenses                      | 11,252            | 1,280             | 12,270            | 10,750            | 13,725            | 16,000            | 15,000            |
| <b>Total Student Activities</b>         | <b>3,297,280</b>  | <b>2,959,839</b>  | <b>811,570</b>    | <b>1,949,968</b>  | <b>2,768,347</b>  | <b>2,125,400</b>  | <b>2,144,400</b>  |
| <b>Total Expenditures</b>               | <b>68,437,751</b> | <b>65,455,904</b> | <b>66,549,063</b> | <b>66,124,912</b> | <b>68,465,211</b> | <b>75,469,600</b> | <b>84,608,000</b> |
| <b>550 Transfers to other funds</b>     |                   |                   |                   |                   |                   |                   |                   |
| Pupil Trans                             | 287,150           | 127,330           | 264,745           | 250,000           | 1,150,000         | 235,000           | 150,000           |
| Food Service                            | 1,810,591         | 2,759,551         | 5,131,865         | 2,263,757         | 7,225,000         | 3,325,000         | 2,825,000         |
| Teacher Housing                         | 1,379,851         | 1,192,511         | 2,325,471         | 1,412,261         | 2,365,000         | 1,480,000         | 1,365,000         |
| Community Education                     | 335,820           | 254,283           | 83,269            | 275,000           | 775,000           | 200,000           | 200,000           |
| Other-Match on Grant & Trsf In          | 285,364           | 330,059           | 4,293,628         | (1,240,725)       | 150,500           | 300,000           | -                 |
| <b>900 Other Financing Uses</b>         | <b>4,098,776</b>  | <b>4,663,734</b>  | <b>12,098,978</b> | <b>2,960,293</b>  | <b>11,665,500</b> | <b>5,540,000</b>  | <b>4,540,000</b>  |
| <b>TOTAL EXPENDED &amp; Transferred</b> | <b>72,536,527</b> | <b>70,119,638</b> | <b>78,648,041</b> | <b>69,085,205</b> | <b>80,130,711</b> | <b>81,009,600</b> | <b>89,148,000</b> |

### NSBSD FY25 Budget By Type of Expenditure





# NSBSD

## Final Budget FY25 Expenditure by Function Information

## NSDBD Projected FY25 Expenditure By Function

| Function Code | Function Description           | Projected Expenditures |
|---------------|--------------------------------|------------------------|
| 100           | Instruction                    | 27,516,240.00          |
| 200           | Special Education              | 5,222,370.00           |
| 220           | Special Ed-Support Svc         | 467,260.00             |
| 300           | Support Svc/Students           | 3,639,850.00           |
| 350           | Support Svc - Instruction      | 16,220,080.00          |
| 400           | School Admin                   | 4,181,710.00           |
| 450           | School Admin Support           | 1,653,040.00           |
| 510           | District Admin                 | 2,074,700.00           |
| 550           | District Admin Support         | 3,840,510.00           |
| 600           | Operation and Plant Maint      | 17,647,840.00          |
| 700           | Student Activities             | 2,144,400.00           |
| 900           | Other Financing Uses           | 4,540,000.00           |
|               | Total Expended and Transferred | 89,148,000.00          |

The following information included Projected Expenditures, Position Listing and Added Duty Lists for each of the above listed Functions.

North Slope Borough School District  
Instruction  
Operating Budget FY25  
Function 100

| Account             | LOC | FUN | FUN | OBJ | Description            | Budget       |
|---------------------|-----|-----|-----|-----|------------------------|--------------|
| 100.200.120.000.314 | 200 | 120 | 100 | 314 | CERT DIR/COOR/MANAGER  | 140,862.00   |
| 100.200.120.000.315 | 200 | 120 | 100 | 315 | TEACHERS               | 67,038.24    |
| 100.400.100.000.315 | 400 | 100 | 100 | 315 | TEACHERS               | 2,660,816.67 |
| 100.400.110.000.315 | 400 | 110 | 100 | 315 | TEACHERS               | 342,466.00   |
| 100.410.100.000.315 | 410 | 100 | 100 | 315 | TEACHERS               | 1,237,598.07 |
| 100.410.160.000.315 | 410 | 160 | 100 | 315 | TEACHERS               | 121,931.00   |
| 100.420.100.000.315 | 420 | 100 | 100 | 315 | TEACHERS               | 1,377,705.82 |
| 100.420.160.000.315 | 420 | 160 | 100 | 315 | TEACHERS               | 186,882.40   |
| 100.430.100.000.315 | 430 | 100 | 100 | 315 | TEACHERS               | 759,496.28   |
| 100.430.110.000.315 | 430 | 110 | 100 | 315 | TEACHERS               | 83,578.00    |
| 100.440.100.000.315 | 440 | 100 | 100 | 315 | TEACHERS               | 1,279,917.53 |
| 100.440.110.000.315 | 440 | 110 | 100 | 315 | TEACHERS               | 84,229.48    |
| 100.440.160.000.315 | 440 | 160 | 100 | 315 | TEACHERS               | 94,634.00    |
| 100.450.100.000.315 | 450 | 100 | 100 | 315 | TEACHERS               | 909,406.51   |
| 100.450.110.000.315 | 450 | 110 | 100 | 315 | TEACHERS               | 91,889.32    |
| 100.460.100.000.315 | 460 | 100 | 100 | 315 | TEACHERS               | 811,204.64   |
| 100.460.110.000.315 | 460 | 110 | 100 | 315 | TEACHERS               | 82,517.00    |
| 100.470.100.000.315 | 470 | 100 | 100 | 315 | TEACHERS               | 1,106,329.20 |
| 100.470.110.000.315 | 470 | 110 | 100 | 315 | TEACHERS               | 83,566.56    |
| 100.480.100.000.315 | 480 | 100 | 100 | 315 | TEACHERS               | 631,194.84   |
| 100.490.100.000.315 | 490 | 100 | 100 | 315 | TEACHERS               | 708,664.52   |
| 100.490.110.000.315 | 490 | 110 | 100 | 315 | TEACHERS               | 79,803.24    |
| 100.499.100.000.315 | 499 | 100 | 100 | 315 | TEACHERS               | 296,630.00   |
| 100.499.120.000.315 | 499 | 120 | 100 | 315 | TEACHERS               | 33,189.60    |
| 100.200.120.000.318 | 200 | 120 | 100 | 318 | CERTIFIED SPECIALISTS  | 22,498.84    |
| 100.400.120.000.318 | 400 | 120 | 100 | 318 | CERTIFIED SPECIALISTS  | 454,208.44   |
| 100.410.120.000.318 | 410 | 120 | 100 | 318 | CERTIFIED SPECIALISTS  | 152,719.00   |
| 100.420.120.000.318 | 420 | 120 | 100 | 318 | CERTIFIED SPECIALISTS  | 139,817.80   |
| 100.430.120.000.318 | 430 | 120 | 100 | 318 | CERTIFIED SPECIALISTS  | 172,534.00   |
| 100.440.120.000.318 | 440 | 120 | 100 | 318 | CERTIFIED SPECIALISTS  | 189,034.00   |
| 100.450.120.000.318 | 450 | 120 | 100 | 318 | CERTIFIED SPECIALISTS  | 185,291.00   |
| 100.460.120.000.318 | 460 | 120 | 100 | 318 | CERTIFIED SPECIALISTS  | 82,517.00    |
| 100.470.120.000.318 | 470 | 120 | 100 | 318 | CERTIFIED SPECIALISTS  | 172,534.00   |
| 100.480.120.000.318 | 480 | 120 | 100 | 318 | CERTIFIED SPECIALISTS  | 172,534.00   |
| 100.490.120.000.318 | 490 | 120 | 100 | 318 | CERTIFIED SPECIALISTS  | 76,516.00    |
| 100.200.120.000.321 | 200 | 120 | 100 | 321 | DIRECTOR/COORD/MANAGER | 129,881.00   |
| 100.400.100.000.323 | 400 | 100 | 100 | 323 | AIDES                  | 319,554.47   |
| 100.400.110.000.323 | 400 | 110 | 100 | 323 | AIDES                  | 150,285.95   |
| 100.400.120.000.323 | 400 | 120 | 100 | 323 | AIDES                  | 62,256.45    |
| 100.410.100.000.323 | 410 | 100 | 100 | 323 | AIDES                  | 112,207.73   |

North Slope Borough School District  
Instruction  
Operating Budget FY25  
Function 100

| Account             | LOC | FUN | FUN | OBJ | Description             | Budget     |
|---------------------|-----|-----|-----|-----|-------------------------|------------|
| 100.430.100.000.323 | 430 | 100 | 100 | 323 | AIDES                   | 30,870.38  |
| 100.430.110.000.323 | 430 | 110 | 100 | 323 | AIDES                   | 43,247.18  |
| 100.430.120.000.323 | 430 | 120 | 100 | 323 | AIDES                   | 18,901.36  |
| 100.440.100.000.323 | 440 | 100 | 100 | 323 | AIDES                   | 136,331.04 |
| 100.450.100.000.323 | 450 | 100 | 100 | 323 | AIDES                   | 58,446.00  |
| 100.460.100.000.323 | 460 | 100 | 100 | 323 | AIDES                   | 56,810.85  |
| 100.460.120.000.323 | 460 | 120 | 100 | 323 | AIDES                   | 33,033.45  |
| 100.470.100.000.323 | 470 | 100 | 100 | 323 | AIDES                   | 161,765.17 |
| 100.480.100.000.323 | 480 | 100 | 100 | 323 | AIDES                   | 29,223.00  |
| 100.490.100.000.323 | 490 | 100 | 100 | 323 | AIDES                   | 40,482.45  |
| 100.200.120.000.324 | 200 | 120 | 100 | 324 | SUPPORT STAFF           | 219,973.52 |
| 100.430.100.000.324 | 430 | 100 | 100 | 324 | SUPPORT STAFF           | 19,737.00  |
| 100.200.120.000.361 | 200 | 120 | 100 | 361 | INSURANCE LIFE & HEALTH | 190,454.70 |
| 100.400.100.000.361 | 400 | 100 | 100 | 361 | INSURANCE LIFE & HEALTH | 776,878.29 |
| 100.400.110.000.361 | 400 | 110 | 100 | 361 | INSURANCE LIFE & HEALTH | 160,220.33 |
| 100.400.120.000.361 | 400 | 120 | 100 | 361 | INSURANCE LIFE & HEALTH | 117,740.92 |
| 100.410.100.000.361 | 410 | 100 | 100 | 361 | INSURANCE LIFE & HEALTH | 307,307.36 |
| 100.410.120.000.361 | 410 | 120 | 100 | 361 | INSURANCE LIFE & HEALTH | 33,301.20  |
| 100.410.160.000.361 | 410 | 160 | 100 | 361 | INSURANCE LIFE & HEALTH | 40,449.72  |
| 100.420.100.000.361 | 420 | 100 | 100 | 361 | INSURANCE LIFE & HEALTH | 318,027.24 |
| 100.420.120.000.361 | 420 | 120 | 100 | 361 | INSURANCE LIFE & HEALTH | 3,288.00   |
| 100.420.160.000.361 | 420 | 160 | 100 | 361 | INSURANCE LIFE & HEALTH | 22,206.00  |
| 100.430.100.000.361 | 430 | 100 | 100 | 361 | INSURANCE LIFE & HEALTH | 125,921.20 |
| 100.430.110.000.361 | 430 | 110 | 100 | 361 | INSURANCE LIFE & HEALTH | 74,012.80  |
| 100.430.120.000.361 | 430 | 120 | 100 | 361 | INSURANCE LIFE & HEALTH | 48,282.22  |
| 100.440.100.000.361 | 440 | 100 | 100 | 361 | INSURANCE LIFE & HEALTH | 315,355.72 |
| 100.440.110.000.361 | 440 | 110 | 100 | 361 | INSURANCE LIFE & HEALTH | 52,453.92  |
| 100.440.120.000.361 | 440 | 120 | 100 | 361 | INSURANCE LIFE & HEALTH | 63,460.92  |
| 100.440.160.000.361 | 440 | 160 | 100 | 361 | INSURANCE LIFE & HEALTH | 14,580.00  |
| 100.450.100.000.361 | 450 | 100 | 100 | 361 | INSURANCE LIFE & HEALTH | 200,649.36 |
| 100.450.110.000.361 | 450 | 110 | 100 | 361 | INSURANCE LIFE & HEALTH | 14,580.00  |
| 100.450.120.000.361 | 450 | 120 | 100 | 361 | INSURANCE LIFE & HEALTH | 44,881.20  |
| 100.460.100.000.361 | 460 | 100 | 100 | 361 | INSURANCE LIFE & HEALTH | 186,742.32 |
| 100.460.110.000.361 | 460 | 110 | 100 | 361 | INSURANCE LIFE & HEALTH | 30,301.20  |
| 100.460.120.000.361 | 460 | 120 | 100 | 361 | INSURANCE LIFE & HEALTH | 52,693.92  |
| 100.470.100.000.361 | 470 | 100 | 100 | 361 | INSURANCE LIFE & HEALTH | 358,232.34 |
| 100.470.110.000.361 | 470 | 110 | 100 | 361 | INSURANCE LIFE & HEALTH | 33,159.72  |
| 100.470.120.000.361 | 470 | 120 | 100 | 361 | INSURANCE LIFE & HEALTH | 17,580.00  |
| 100.480.100.000.361 | 480 | 100 | 100 | 361 | INSURANCE LIFE & HEALTH | 53,316.00  |
| 100.480.120.000.361 | 480 | 120 | 100 | 361 | INSURANCE LIFE & HEALTH | 17,580.00  |

North Slope Borough School District  
Instruction  
Operating Budget FY25  
Function 100

| Account             | LOC | FUN | FUN | OBJ | Description             | Budget     |
|---------------------|-----|-----|-----|-----|-------------------------|------------|
| 100.490.100.000.361 | 490 | 100 | 100 | 361 | INSURANCE LIFE & HEALTH | 185,643.04 |
| 100.490.110.000.361 | 490 | 110 | 100 | 361 | INSURANCE LIFE & HEALTH | 14,580.00  |
| 100.490.120.000.361 | 490 | 120 | 100 | 361 | INSURANCE LIFE & HEALTH | 3,000.00   |
| 100.499.100.000.361 | 499 | 100 | 100 | 361 | INSURANCE LIFE & HEALTH | 109,150.02 |
| 100.499.120.000.361 | 499 | 120 | 100 | 361 | INSURANCE LIFE & HEALTH | 26,226.96  |
| 100.200.120.000.362 | 200 | 120 | 100 | 362 | UNEMPLOYMENT INSURANCE  | 1,048.99   |
| 100.400.100.000.362 | 400 | 100 | 100 | 362 | UNEMPLOYMENT INSURANCE  | 5,640.59   |
| 100.400.110.000.362 | 400 | 110 | 100 | 362 | UNEMPLOYMENT INSURANCE  | 889.56     |
| 100.400.120.000.362 | 400 | 120 | 100 | 362 | UNEMPLOYMENT INSURANCE  | 1,090.53   |
| 100.410.100.000.362 | 410 | 100 | 100 | 362 | UNEMPLOYMENT INSURANCE  | 2,588.32   |
| 100.410.120.000.362 | 410 | 120 | 100 | 362 | UNEMPLOYMENT INSURANCE  | 373.68     |
| 100.410.160.000.362 | 410 | 160 | 100 | 362 | UNEMPLOYMENT INSURANCE  | 209.64     |
| 100.420.100.000.362 | 420 | 100 | 100 | 362 | UNEMPLOYMENT INSURANCE  | 2,549.87   |
| 100.420.120.000.362 | 420 | 120 | 100 | 362 | UNEMPLOYMENT INSURANCE  | 353.28     |
| 100.420.160.000.362 | 420 | 160 | 100 | 362 | UNEMPLOYMENT INSURANCE  | 337.92     |
| 100.430.100.000.362 | 430 | 100 | 100 | 362 | UNEMPLOYMENT INSURANCE  | 1,560.91   |
| 100.430.110.000.362 | 430 | 110 | 100 | 362 | UNEMPLOYMENT INSURANCE  | 225.72     |
| 100.430.120.000.362 | 430 | 120 | 100 | 362 | UNEMPLOYMENT INSURANCE  | 436.33     |
| 100.440.100.000.362 | 440 | 100 | 100 | 362 | UNEMPLOYMENT INSURANCE  | 2,609.00   |
| 100.440.110.000.362 | 440 | 110 | 100 | 362 | UNEMPLOYMENT INSURANCE  | 149.63     |
| 100.440.120.000.362 | 440 | 120 | 100 | 362 | UNEMPLOYMENT INSURANCE  | 342.24     |
| 100.440.160.000.362 | 440 | 160 | 100 | 362 | UNEMPLOYMENT INSURANCE  | 169.44     |
| 100.450.100.000.362 | 450 | 100 | 100 | 362 | UNEMPLOYMENT INSURANCE  | 1,780.12   |
| 100.450.110.000.362 | 450 | 110 | 100 | 362 | UNEMPLOYMENT INSURANCE  | 165.84     |
| 100.450.120.000.362 | 450 | 120 | 100 | 362 | UNEMPLOYMENT INSURANCE  | 335.67     |
| 100.460.100.000.362 | 460 | 100 | 100 | 362 | UNEMPLOYMENT INSURANCE  | 1,522.64   |
| 100.460.110.000.362 | 460 | 110 | 100 | 362 | UNEMPLOYMENT INSURANCE  | 147.12     |
| 100.460.120.000.362 | 460 | 120 | 100 | 362 | UNEMPLOYMENT INSURANCE  | 206.66     |
| 100.470.100.000.362 | 470 | 100 | 100 | 362 | UNEMPLOYMENT INSURANCE  | 2,172.76   |
| 100.470.110.000.362 | 470 | 110 | 100 | 362 | UNEMPLOYMENT INSURANCE  | 149.09     |
| 100.470.120.000.362 | 470 | 120 | 100 | 362 | UNEMPLOYMENT INSURANCE  | 406.37     |
| 100.480.100.000.362 | 480 | 100 | 100 | 362 | UNEMPLOYMENT INSURANCE  | 1,408.47   |
| 100.480.120.000.362 | 480 | 120 | 100 | 362 | UNEMPLOYMENT INSURANCE  | 406.37     |
| 100.490.100.000.362 | 490 | 100 | 100 | 362 | UNEMPLOYMENT INSURANCE  | 1,401.39   |
| 100.490.110.000.362 | 490 | 110 | 100 | 362 | UNEMPLOYMENT INSURANCE  | 143.40     |
| 100.490.120.000.362 | 490 | 120 | 100 | 362 | UNEMPLOYMENT INSURANCE  | 229.55     |
| 100.499.100.000.362 | 499 | 100 | 100 | 362 | UNEMPLOYMENT INSURANCE  | 523.06     |
| 100.499.120.000.362 | 499 | 120 | 100 | 362 | UNEMPLOYMENT INSURANCE  | 59.16      |
| 100.200.120.000.363 | 200 | 120 | 100 | 363 | WORKERS' COMPENSATION   | 13,229.65  |
| 100.400.100.000.363 | 400 | 100 | 100 | 363 | WORKERS' COMPENSATION   | 67,952.12  |

North Slope Borough School District  
Instruction  
Operating Budget FY25  
Function 100

| Account             | LOC | FUN | FUN | OBJ | Description           | Budget    |
|---------------------|-----|-----|-----|-----|-----------------------|-----------|
| 100.400.110.000.363 | 400 | 110 | 100 | 363 | WORKERS' COMPENSATION | 11,234.73 |
| 100.400.120.000.363 | 400 | 120 | 100 | 363 | WORKERS' COMPENSATION | 11,775.35 |
| 100.410.100.000.363 | 410 | 100 | 100 | 363 | WORKERS' COMPENSATION | 30,775.51 |
| 100.410.120.000.363 | 410 | 120 | 100 | 363 | WORKERS' COMPENSATION | 3,482.01  |
| 100.410.160.000.363 | 410 | 160 | 100 | 363 | WORKERS' COMPENSATION | 2,779.92  |
| 100.420.100.000.363 | 420 | 100 | 100 | 363 | WORKERS' COMPENSATION | 31,411.70 |
| 100.420.120.000.363 | 420 | 120 | 100 | 363 | WORKERS' COMPENSATION | 3,187.88  |
| 100.420.160.000.363 | 420 | 160 | 100 | 363 | WORKERS' COMPENSATION | 4,260.87  |
| 100.430.100.000.363 | 430 | 100 | 100 | 363 | WORKERS' COMPENSATION | 18,470.38 |
| 100.430.110.000.363 | 430 | 110 | 100 | 363 | WORKERS' COMPENSATION | 2,891.54  |
| 100.430.120.000.363 | 430 | 120 | 100 | 363 | WORKERS' COMPENSATION | 4,364.65  |
| 100.440.100.000.363 | 440 | 100 | 100 | 363 | WORKERS' COMPENSATION | 32,290.15 |
| 100.440.110.000.363 | 440 | 110 | 100 | 363 | WORKERS' COMPENSATION | 1,920.47  |
| 100.440.120.000.363 | 440 | 120 | 100 | 363 | WORKERS' COMPENSATION | 4,309.92  |
| 100.440.160.000.363 | 440 | 160 | 100 | 363 | WORKERS' COMPENSATION | 2,157.60  |
| 100.450.100.000.363 | 450 | 100 | 100 | 363 | WORKERS' COMPENSATION | 22,066.69 |
| 100.450.110.000.363 | 450 | 110 | 100 | 363 | WORKERS' COMPENSATION | 2,095.08  |
| 100.450.120.000.363 | 450 | 120 | 100 | 363 | WORKERS' COMPENSATION | 4,224.60  |
| 100.460.100.000.363 | 460 | 100 | 100 | 363 | WORKERS' COMPENSATION | 19,790.61 |
| 100.460.110.000.363 | 460 | 110 | 100 | 363 | WORKERS' COMPENSATION | 1,881.36  |
| 100.460.120.000.363 | 460 | 120 | 100 | 363 | WORKERS' COMPENSATION | 2,634.48  |
| 100.470.100.000.363 | 470 | 100 | 100 | 363 | WORKERS' COMPENSATION | 28,912.40 |
| 100.470.110.000.363 | 470 | 110 | 100 | 363 | WORKERS' COMPENSATION | 1,905.36  |
| 100.470.120.000.363 | 470 | 120 | 100 | 363 | WORKERS' COMPENSATION | 3,933.75  |
| 100.480.100.000.363 | 480 | 100 | 100 | 363 | WORKERS' COMPENSATION | 15,057.53 |
| 100.480.120.000.363 | 480 | 120 | 100 | 363 | WORKERS' COMPENSATION | 3,933.75  |
| 100.490.100.000.363 | 490 | 100 | 100 | 363 | WORKERS' COMPENSATION | 17,080.38 |
| 100.490.110.000.363 | 490 | 110 | 100 | 363 | WORKERS' COMPENSATION | 1,819.56  |
| 100.490.120.000.363 | 490 | 120 | 100 | 363 | WORKERS' COMPENSATION | 1,744.56  |
| 100.499.100.000.363 | 499 | 100 | 100 | 363 | WORKERS' COMPENSATION | 6,763.11  |
| 100.499.120.000.363 | 499 | 120 | 100 | 363 | WORKERS' COMPENSATION | 756.72    |
| 100.200.120.000.364 | 200 | 120 | 100 | 364 | FICA CONTRIBUTION     | 29,629.21 |
| 100.400.100.000.364 | 400 | 100 | 100 | 364 | FICA CONTRIBUTION     | 60,259.06 |
| 100.400.110.000.364 | 400 | 110 | 100 | 364 | FICA CONTRIBUTION     | 14,925.76 |
| 100.400.120.000.364 | 400 | 120 | 100 | 364 | FICA CONTRIBUTION     | 11,066.90 |
| 100.410.100.000.364 | 410 | 100 | 100 | 364 | FICA CONTRIBUTION     | 24,595.76 |
| 100.410.120.000.364 | 410 | 120 | 100 | 364 | FICA CONTRIBUTION     | 2,270.55  |
| 100.410.160.000.364 | 410 | 160 | 100 | 364 | FICA CONTRIBUTION     | 1,767.92  |
| 100.420.100.000.364 | 420 | 100 | 100 | 364 | FICA CONTRIBUTION     | 19,529.44 |
| 100.420.120.000.364 | 420 | 120 | 100 | 364 | FICA CONTRIBUTION     | 2,027.66  |

North Slope Borough School District  
Instruction  
Operating Budget FY25  
Function 100

| Account             | LOC | FUN | FUN | OBJ | Description              | Budget     |
|---------------------|-----|-----|-----|-----|--------------------------|------------|
| 100.420.160.000.364 | 420 | 160 | 100 | 364 | FICA CONTRIBUTION        | 2,836.96   |
| 100.430.100.000.364 | 430 | 100 | 100 | 364 | FICA CONTRIBUTION        | 14,550.59  |
| 100.430.110.000.364 | 430 | 110 | 100 | 364 | FICA CONTRIBUTION        | 4,384.80   |
| 100.430.120.000.364 | 430 | 120 | 100 | 364 | FICA CONTRIBUTION        | 8,609.07   |
| 100.440.100.000.364 | 440 | 100 | 100 | 364 | FICA CONTRIBUTION        | 28,218.20  |
| 100.440.110.000.364 | 440 | 110 | 100 | 364 | FICA CONTRIBUTION        | 1,176.92   |
| 100.440.120.000.364 | 440 | 120 | 100 | 364 | FICA CONTRIBUTION        | 2,801.10   |
| 100.440.160.000.364 | 440 | 160 | 100 | 364 | FICA CONTRIBUTION        | 1,353.69   |
| 100.450.100.000.364 | 450 | 100 | 100 | 364 | FICA CONTRIBUTION        | 17,449.88  |
| 100.450.110.000.364 | 450 | 110 | 100 | 364 | FICA CONTRIBUTION        | 1,302.77   |
| 100.450.120.000.364 | 450 | 120 | 100 | 364 | FICA CONTRIBUTION        | 2,714.21   |
| 100.460.100.000.364 | 460 | 100 | 100 | 364 | FICA CONTRIBUTION        | 15,693.36  |
| 100.460.110.000.364 | 460 | 110 | 100 | 364 | FICA CONTRIBUTION        | 1,158.07   |
| 100.460.120.000.364 | 460 | 120 | 100 | 364 | FICA CONTRIBUTION        | 3,791.50   |
| 100.470.100.000.364 | 470 | 100 | 100 | 364 | FICA CONTRIBUTION        | 27,564.24  |
| 100.470.110.000.364 | 470 | 110 | 100 | 364 | FICA CONTRIBUTION        | 1,182.74   |
| 100.470.120.000.364 | 470 | 120 | 100 | 364 | FICA CONTRIBUTION        | 2,476.36   |
| 100.480.100.000.364 | 480 | 100 | 100 | 364 | FICA CONTRIBUTION        | 11,332.89  |
| 100.480.120.000.364 | 480 | 120 | 100 | 364 | FICA CONTRIBUTION        | 2,471.96   |
| 100.490.100.000.364 | 490 | 100 | 100 | 364 | FICA CONTRIBUTION        | 12,965.90  |
| 100.490.110.000.364 | 490 | 110 | 100 | 364 | FICA CONTRIBUTION        | 1,127.10   |
| 100.490.120.000.364 | 490 | 120 | 100 | 364 | FICA CONTRIBUTION        | 1,109.48   |
| 100.499.100.000.364 | 499 | 100 | 100 | 364 | FICA CONTRIBUTION        | 4,176.92   |
| 100.499.120.000.364 | 499 | 120 | 100 | 364 | FICA CONTRIBUTION        | 461.19     |
| 100.200.120.000.365 | 200 | 120 | 100 | 365 | TEACHERS' RETIREMENT TRS | 27,430.97  |
| 100.400.100.000.365 | 400 | 100 | 100 | 365 | TEACHERS' RETIREMENT TRS | 331,388.38 |
| 100.400.110.000.365 | 400 | 110 | 100 | 365 | TEACHERS' RETIREMENT TRS | 42,816.36  |
| 100.400.120.000.365 | 400 | 120 | 100 | 365 | TEACHERS' RETIREMENT TRS | 53,870.01  |
| 100.410.100.000.365 | 410 | 100 | 100 | 365 | TEACHERS' RETIREMENT TRS | 151,990.85 |
| 100.410.120.000.365 | 410 | 120 | 100 | 365 | TEACHERS' RETIREMENT TRS | 9,249.31   |
| 100.410.160.000.365 | 410 | 160 | 100 | 365 | TEACHERS' RETIREMENT TRS | 15,314.63  |
| 100.420.100.000.365 | 420 | 100 | 100 | 365 | TEACHERS' RETIREMENT TRS | 174,889.45 |
| 100.420.120.000.365 | 420 | 120 | 100 | 365 | TEACHERS' RETIREMENT TRS | 9,249.31   |
| 100.420.160.000.365 | 420 | 160 | 100 | 365 | TEACHERS' RETIREMENT TRS | 23,189.99  |
| 100.430.100.000.365 | 430 | 100 | 100 | 365 | TEACHERS' RETIREMENT TRS | 89,898.37  |
| 100.430.110.000.365 | 430 | 110 | 100 | 365 | TEACHERS' RETIREMENT TRS | 8,424.97   |
| 100.430.120.000.365 | 430 | 120 | 100 | 365 | TEACHERS' RETIREMENT TRS | 9,798.95   |
| 100.440.100.000.365 | 440 | 100 | 100 | 365 | TEACHERS' RETIREMENT TRS | 151,154.75 |
| 100.440.110.000.365 | 440 | 110 | 100 | 365 | TEACHERS' RETIREMENT TRS | 10,375.80  |
| 100.440.120.000.365 | 440 | 120 | 100 | 365 | TEACHERS' RETIREMENT TRS | 19,597.90  |

North Slope Borough School District  
Instruction  
Operating Budget FY25  
Function 100

| Account             | LOC | FUN | FUN | OBJ | Description              | Budget       |
|---------------------|-----|-----|-----|-----|--------------------------|--------------|
| 100.440.160.000.365 | 440 | 160 | 100 | 365 | TEACHERS' RETIREMENT TRS | 11,320.80    |
| 100.450.100.000.365 | 450 | 100 | 100 | 365 | TEACHERS' RETIREMENT TRS | 106,628.29   |
| 100.450.110.000.365 | 450 | 110 | 100 | 365 | TEACHERS' RETIREMENT TRS | 10,771.33    |
| 100.450.120.000.365 | 450 | 120 | 100 | 365 | TEACHERS' RETIREMENT TRS | 19,692.95    |
| 100.460.100.000.365 | 460 | 100 | 100 | 365 | TEACHERS' RETIREMENT TRS | 96,000.28    |
| 100.460.110.000.365 | 460 | 110 | 100 | 365 | TEACHERS' RETIREMENT TRS | 9,798.95     |
| 100.460.120.000.365 | 460 | 120 | 100 | 365 | TEACHERS' RETIREMENT TRS | 9,798.95     |
| 100.470.100.000.365 | 470 | 100 | 100 | 365 | TEACHERS' RETIREMENT TRS | 133,211.29   |
| 100.470.110.000.365 | 470 | 110 | 100 | 365 | TEACHERS' RETIREMENT TRS | 9,930.72     |
| 100.470.120.000.365 | 470 | 120 | 100 | 365 | TEACHERS' RETIREMENT TRS | 19,597.89    |
| 100.480.100.000.365 | 480 | 100 | 100 | 365 | TEACHERS' RETIREMENT TRS | 73,814.50    |
| 100.480.120.000.365 | 480 | 120 | 100 | 365 | TEACHERS' RETIREMENT TRS | 19,597.89    |
| 100.490.100.000.365 | 490 | 100 | 100 | 365 | TEACHERS' RETIREMENT TRS | 85,417.75    |
| 100.490.110.000.365 | 490 | 110 | 100 | 365 | TEACHERS' RETIREMENT TRS | 9,458.04     |
| 100.490.120.000.365 | 490 | 120 | 100 | 365 | TEACHERS' RETIREMENT TRS | 9,610.41     |
| 100.499.100.000.365 | 499 | 100 | 100 | 365 | TEACHERS' RETIREMENT TRS | 37,796.67    |
| 100.499.120.000.365 | 499 | 120 | 100 | 365 | TEACHERS' RETIREMENT TRS | 4,075.20     |
| 100.200.120.000.366 | 200 | 120 | 100 | 366 | PUBLIC EMPLOYEE RET PERS | 74,328.21    |
| 100.400.100.000.366 | 400 | 100 | 100 | 366 | PUBLIC EMPLOYEE RET PERS | 70,302.45    |
| 100.400.110.000.366 | 400 | 110 | 100 | 366 | PUBLIC EMPLOYEE RET PERS | 33,063.00    |
| 100.400.120.000.366 | 400 | 120 | 100 | 366 | PUBLIC EMPLOYEE RET PERS | 13,696.42    |
| 100.410.100.000.366 | 410 | 100 | 100 | 366 | PUBLIC EMPLOYEE RET PERS | 24,685.79    |
| 100.430.100.000.366 | 430 | 100 | 100 | 366 | PUBLIC EMPLOYEE RET PERS | 11,133.72    |
| 100.430.110.000.366 | 430 | 110 | 100 | 366 | PUBLIC EMPLOYEE RET PERS | 9,514.47     |
| 100.430.120.000.366 | 430 | 120 | 100 | 366 | PUBLIC EMPLOYEE RET PERS | 21,330.68    |
| 100.440.100.000.366 | 440 | 100 | 100 | 366 | PUBLIC EMPLOYEE RET PERS | 29,993.11    |
| 100.450.100.000.366 | 450 | 100 | 100 | 366 | PUBLIC EMPLOYEE RET PERS | 12,858.12    |
| 100.460.100.000.366 | 460 | 100 | 100 | 366 | PUBLIC EMPLOYEE RET PERS | 12,498.35    |
| 100.460.120.000.366 | 460 | 120 | 100 | 366 | PUBLIC EMPLOYEE RET PERS | 7,267.36     |
| 100.470.100.000.366 | 470 | 100 | 100 | 366 | PUBLIC EMPLOYEE RET PERS | 35,588.64    |
| 100.480.100.000.366 | 480 | 100 | 100 | 366 | PUBLIC EMPLOYEE RET PERS | 6,429.06     |
| 100.490.100.000.366 | 490 | 100 | 100 | 366 | PUBLIC EMPLOYEE RET PERS | 8,906.14     |
| 100.000.100.000.395 | 000 | 100 | 100 | 395 | TRS ON-BEHALF            | 1,902,594.05 |
| 100.000.110.000.395 | 000 | 110 | 100 | 395 | TRS ON-BEHALF            | 129,639.41   |
| 100.000.120.000.395 | 000 | 120 | 100 | 395 | TRS ON-BEHALF            | 300,350.06   |
| 100.000.160.000.395 | 000 | 160 | 100 | 395 | TRS ON-BEHALF            | 111,953.82   |
| 100.000.100.000.396 | 000 | 100 | 100 | 396 | PERS ON-BEHALF           | 45,954.11    |
| 100.000.110.000.396 | 000 | 110 | 100 | 396 | PERS ON-BEHALF           | 9,212.13     |
| 100.000.120.000.396 | 000 | 120 | 100 | 396 | PERS ON-BEHALF           | 25,230.57    |
| 100.000.160.000.396 | 000 | 160 | 100 | 396 | PERS ON-BEHALF           | 2,119.93     |



North Slope Borough School District  
Instruction  
Operating Budget FY25  
Function 100

| Account             | LOC | FUN | FUN | OBJ | Description               | Budget     |
|---------------------|-----|-----|-----|-----|---------------------------|------------|
| 100.200.120.000.410 | 200 | 120 | 100 | 410 | PROFESSIONAL & TECHNICAL  | 200,000.00 |
| 100.200.120.000.420 | 200 | 120 | 100 | 420 | STAFF TRAVEL              | 40,000.00  |
| 100.200.120.000.433 | 200 | 120 | 100 | 433 | COMMUNICATIONS/PHONE/POST | 1,000.00   |
| 100.200.100.000.440 | 200 | 100 | 100 | 440 | OTHER PURCHASED SERVICES  | 394,600.00 |
| 100.400.100.000.440 | 400 | 100 | 100 | 440 | OTHER PURCHASED SERVICES  | 1,000.00   |
| 100.410.100.000.440 | 410 | 100 | 100 | 440 | OTHER PURCHASED SERVICES  | 500.00     |
| 100.420.100.000.440 | 420 | 100 | 100 | 440 | OTHER PURCHASED SERVICES  | 7,500.00   |
| 100.200.120.000.441 | 200 | 120 | 100 | 441 | RENTALS                   | 10,000.00  |
| 100.200.120.000.443 | 200 | 120 | 100 | 443 | EQUIPMENT REPAIR & MAINT  | 500.00     |
| 100.200.100.000.450 | 200 | 100 | 100 | 450 | SUPPLIES/MATERIALS/MEDIA  | 168,400.00 |
| 100.200.120.000.450 | 200 | 120 | 100 | 450 | SUPPLIES/MATERIALS/MEDIA  | 60,000.00  |
| 100.400.100.000.450 | 400 | 100 | 100 | 450 | SUPPLIES/MATERIALS/MEDIA  | 94,800.00  |
| 100.410.100.000.450 | 410 | 100 | 100 | 450 | SUPPLIES/MATERIALS/MEDIA  | 56,000.00  |
| 100.420.100.000.450 | 420 | 100 | 100 | 450 | SUPPLIES/MATERIALS/MEDIA  | 63,700.00  |
| 100.430.100.000.450 | 430 | 100 | 100 | 450 | SUPPLIES/MATERIALS/MEDIA  | 27,200.00  |
| 100.440.100.000.450 | 440 | 100 | 100 | 450 | SUPPLIES/MATERIALS/MEDIA  | 56,600.00  |
| 100.450.100.000.450 | 450 | 100 | 100 | 450 | SUPPLIES/MATERIALS/MEDIA  | 38,300.00  |
| 100.460.100.000.450 | 460 | 100 | 100 | 450 | SUPPLIES/MATERIALS/MEDIA  | 24,000.00  |
| 100.470.100.000.450 | 470 | 100 | 100 | 450 | SUPPLIES/MATERIALS/MEDIA  | 38,800.00  |
| 100.480.100.000.450 | 480 | 100 | 100 | 450 | SUPPLIES/MATERIALS/MEDIA  | 18,800.00  |
| 100.490.100.000.450 | 490 | 100 | 100 | 450 | SUPPLIES/MATERIALS/MEDIA  | 23,300.00  |
| 100.499.100.000.450 | 499 | 100 | 100 | 450 | SUPPLIES/MATERIALS/MEDIA  | 16,200.00  |
| 100.200.120.000.458 | 200 | 120 | 100 | 458 | GAS & OIL                 | 4,500.00   |

27,516,240.00

**North Slope Borough School District**  
**Instruction**  
**Operating Budget FY25**  
**Function 100**

| Description                      | Classification      | Budget Type  | Amount    | FTE    | Fund | Location | Function | Program | Object |
|----------------------------------|---------------------|--------------|-----------|--------|------|----------|----------|---------|--------|
| Administrative Assistant         | Classified          | Position     | \$64,760  | 1.0000 | 100  | 200      | 120      | 0       | 324    |
| Residential Stipend              | Certified Non-Admin | Supplemental | \$12,000  | 0.0000 | 100  | 200      | 120      | 0       | 315    |
| Coordinator of Inupiaq Education | Classified          | Position     | \$117,881 | 1.0000 | 100  | 200      | 120      | 0       | 321    |
| Residential Stipend              | Classified          | Supplemental | \$12,000  | 0.0000 | 100  | 200      | 120      | 0       | 321    |
| Inupiaq Fine Arts                | Classified          | Position     | \$108,518 | 1.0000 | 100  | 200      | 120      | 0       | 324    |
| Director of Inupiaq Education    | Certified Admin     | Position     | \$140,862 | 1.0000 | 100  | 200      | 120      | 0       | 314    |
| Instructional Specialists        | Certified Non-Admin | Position     | \$22,499  | 1.0000 | 100  | 200      | 120      | 0       | 318    |
| Roving Certificated Sub          | Certified Non-Admin | Position     | \$55,038  | 1.0000 | 100  | 200      | 120      | 0       | 315    |
| Secretary I                      | Classified          | Position     | \$46,697  | 1.0000 | 100  | 200      | 120      | 0       | 324    |
| Para Instructional               | Classified          | Position     | \$33,033  | 1.0000 | 100  | 400      | 100      | 0       | 323    |
| 1st Teacher                      | Certified Non-Admin | Position     | \$91,900  | 1.0000 | 100  | 400      | 100      | 0       | 315    |
| 2nd Teacher                      | Certified Non-Admin | Position     | \$91,900  | 1.0000 | 100  | 400      | 100      | 0       | 315    |
| 3rd Teacher                      | Certified Non-Admin | Position     | \$86,986  | 1.0000 | 100  | 400      | 100      | 0       | 315    |
| Music Teacher                    | Certified Non-Admin | Position     | \$96,697  | 1.0000 | 100  | 400      | 100      | 0       | 315    |
| Para Instructional               | Classified          | Position     | \$56,455  | 1.0000 | 100  | 400      | 100      | 0       | 323    |
| 5th Teacher                      | Certified Non-Admin | Position     | \$64,892  | 1.0000 | 100  | 400      | 100      | 0       | 315    |
| In-Service Pay                   | Certified Non-Admin | Supplemental | \$1,285   | 0.0000 | 100  | 400      | 100      | 0       | 315    |
| K Teacher                        | Certified Non-Admin | Position     | \$78,017  | 1.0000 | 100  | 400      | 100      | 0       | 315    |
| 5th Teacher                      | Certified Non-Admin | Position     | \$87,525  | 1.0000 | 100  | 400      | 100      | 0       | 315    |
| In-Service Pay                   | Certified Non-Admin | Supplemental | \$1,718   | 0.0000 | 100  | 400      | 100      | 0       | 315    |
| 4th Teacher                      | Certified Non-Admin | Position     | \$92,863  | 1.0000 | 100  | 400      | 100      | 0       | 315    |
| In-Service Pay                   | Certified Non-Admin | Supplemental | \$1,826   | 0.0000 | 100  | 400      | 100      | 0       | 315    |
| 2nd Teacher                      | Certified Non-Admin | Position     | \$103,799 | 1.0000 | 100  | 400      | 100      | 0       | 315    |
| K Teacher                        | Certified Non-Admin | Position     | \$92,863  | 1.0000 | 100  | 400      | 100      | 0       | 315    |
| In-Service Pay                   | Certified Non-Admin | Supplemental | \$1,826   | 0.0000 | 100  | 400      | 100      | 0       | 315    |
| 1st Teacher                      | Certified Non-Admin | Position     | \$75,828  | 1.0000 | 100  | 400      | 100      | 0       | 315    |
| Para Instructional               | Classified          | Position     | \$56,455  | 1.0000 | 100  | 400      | 100      | 0       | 323    |
| 3rd Teacher                      | Certified Non-Admin | Position     | \$96,697  | 1.0000 | 100  | 400      | 100      | 0       | 315    |
| 3rd Teacher                      | Certified Non-Admin | Position     | \$96,697  | 1.0000 | 100  | 400      | 100      | 0       | 315    |
| K Teacher                        | Certified Non-Admin | Position     | \$96,697  | 1.0000 | 100  | 400      | 100      | 0       | 315    |
| 3rd Teacher                      | Certified Non-Admin | Position     | \$71,453  | 1.0000 | 100  | 400      | 100      | 0       | 315    |
| Residential Stipend              | Certified Non-Admin | Supplemental | \$12,000  | 0.0000 | 100  | 400      | 100      | 0       | 315    |
| In-Service Pay                   | Certified Non-Admin | Supplemental | \$1,351   | 0.0000 | 100  | 400      | 100      | 0       | 315    |
| Para Instructional               | Classified          | Position     | \$30,870  | 1.0000 | 100  | 400      | 100      | 0       | 323    |
| 4th Teacher                      | Certified Non-Admin | Position     | \$91,900  | 1.0000 | 100  | 400      | 100      | 0       | 315    |
| Para Instructional               | Classified          | Position     | \$54,449  | 1.0000 | 100  | 400      | 100      | 0       | 323    |
| PE Teacher                       | Certified Non-Admin | Position     | \$87,525  | 1.0000 | 100  | 400      | 100      | 0       | 315    |
| In-Service Pay                   | Certified Non-Admin | Supplemental | \$1,718   | 0.0000 | 100  | 400      | 100      | 0       | 315    |
| 1st Teacher                      | Certified Non-Admin | Position     | \$96,697  | 1.0000 | 100  | 400      | 100      | 0       | 315    |
| 5th Teacher                      | Certified Non-Admin | Position     | \$78,017  | 1.0000 | 100  | 400      | 100      | 0       | 315    |
| In-Service Pay                   | Certified Non-Admin | Supplemental | \$1,575   | 0.0000 | 100  | 400      | 100      | 0       | 315    |
| 2nd Teacher                      | Certified Non-Admin | Position     | \$87,525  | 1.0000 | 100  | 400      | 100      | 0       | 315    |
| In-Service Pay                   | Certified Non-Admin | Supplemental | \$1,718   | 0.0000 | 100  | 400      | 100      | 0       | 315    |
| 4th Teacher                      | Certified Non-Admin | Position     | \$91,900  | 1.0000 | 100  | 400      | 100      | 0       | 315    |
| Residential Stipend              | Certified Non-Admin | Supplemental | \$12,000  | 0.0000 | 100  | 400      | 100      | 0       | 315    |
| K Teacher                        | Certified Non-Admin | Position     | \$71,453  | 1.0000 | 100  | 400      | 100      | 0       | 315    |
| K Teacher                        | Certified Non-Admin | Position     | \$74,399  | 1.0000 | 100  | 400      | 100      | 0       | 315    |
| 1st Teacher                      | Certified Non-Admin | Position     | \$89,712  | 1.0000 | 100  | 400      | 100      | 0       | 315    |
| In-Service Pay                   | Certified Non-Admin | Supplemental | \$1,762   | 0.0000 | 100  | 400      | 100      | 0       | 315    |
| 1st Teacher                      | Certified Non-Admin | Position     | \$91,900  | 1.0000 | 100  | 400      | 100      | 0       | 315    |
| 4th Teacher                      | Certified Non-Admin | Position     | \$84,798  | 1.0000 | 100  | 400      | 100      | 0       | 315    |
| 5th Teacher                      | Certified Non-Admin | Position     | \$87,525  | 1.0000 | 100  | 400      | 100      | 0       | 315    |
| In-Service Pay                   | Certified Non-Admin | Supplemental | \$1,718   | 0.0000 | 100  | 400      | 100      | 0       | 315    |
| 2nd Teacher                      | Certified Non-Admin | Position     | \$86,256  | 1.0000 | 100  | 400      | 100      | 0       | 315    |
| Interventionist                  | Certified Non-Admin | Position     | \$87,948  | 1.0000 | 100  | 400      | 100      | 0       | 315    |
| Interventionist                  | Certified Non-Admin | Position     | \$87,948  | 1.0000 | 100  | 400      | 100      | 0       | 315    |
| Para ECE/Intervention            | Classified          | Position     | \$25,835  | 1.0000 | 100  | 400      | 100      | 0       | 323    |
| Para Instructional               | Classified          | Position     | \$31,229  | 1.0000 | 100  | 400      | 100      | 0       | 323    |
| Para Instructional               | Classified          | Position     | \$31,229  | 1.0000 | 100  | 400      | 100      | 0       | 323    |
| ECE Teacher                      | Certified Non-Admin | Position     | \$82,610  | 1.0000 | 100  | 400      | 110      | 0       | 315    |
| Para ECE                         | Classified          | Position     | \$33,033  | 1.0000 | 100  | 400      | 110      | 0       | 323    |
| ECE Teacher                      | Certified Non-Admin | Position     | \$90,134  | 1.0000 | 100  | 400      | 110      | 0       | 315    |
| ECE Teacher                      | Certified Non-Admin | Position     | \$78,017  | 1.0000 | 100  | 400      | 110      | 0       | 315    |

**North Slope Borough School District**  
**Instruction**  
**Operating Budget FY25**  
**Function 100**

| Description           | Classification      | Budget Type  | Amount   | FTE    | Fund | Location | Function | Program | Object |
|-----------------------|---------------------|--------------|----------|--------|------|----------|----------|---------|--------|
| In-Service Pay        | Certified Non-Admin | Supplemental | \$1,571  | 0.0000 | 100  | 400      | 110      | 0       | 315    |
| Para ECE              | Classified          | Position     | \$46,141 | 1.0000 | 100  | 400      | 110      | 0       | 323    |
| ECE Teacher           | Certified Non-Admin | Position     | \$90,134 | 1.0000 | 100  | 400      | 110      | 0       | 315    |
| Para ECE              | Classified          | Position     | \$45,277 | 1.0000 | 100  | 400      | 110      | 0       | 323    |
| Para ECE/Intervention | Classified          | Position     | \$25,835 | 1.0000 | 100  | 400      | 110      | 0       | 323    |
| Para ECE/Immersion    | Classified          | Position     | \$33,033 | 1.0000 | 100  | 400      | 120      | 0       | 323    |
| ILT Teacher           | Certified Non-Admin | Position     | \$67,078 | 1.0000 | 100  | 400      | 120      | 0       | 318    |
| In-Service Pay        | Certified Non-Admin | Supplemental | \$1,307  | 0.0000 | 100  | 400      | 120      | 0       | 318    |
| Residential Stipend   | Certified Non-Admin | Supplemental | \$12,000 | 0.0000 | 100  | 400      | 120      | 0       | 318    |
| ILT Teacher           | Certified Non-Admin | Position     | \$69,266 | 1.0000 | 100  | 400      | 120      | 0       | 318    |
| ECE ILT Teacher       | Certified Non-Admin | Position     | \$67,078 | 1.0000 | 100  | 400      | 120      | 0       | 318    |
| In-Service Pay        | Certified Non-Admin | Supplemental | \$1,307  | 0.0000 | 100  | 400      | 120      | 0       | 318    |
| Residential Stipend   | Certified Non-Admin | Supplemental | \$12,000 | 0.0000 | 100  | 400      | 120      | 0       | 318    |
| ILT Teacher           | Classified          | Position     | \$78,017 | 1.0000 | 100  | 400      | 120      | 0       | 318    |
| Residential Stipend   | Certified Non-Admin | Supplemental | \$12,000 | 0.0000 | 100  | 400      | 120      | 0       | 318    |
| ECE ILT Teacher       | Certified Non-Admin | Position     | \$67,078 | 1.0000 | 100  | 400      | 120      | 0       | 318    |
| ECE ILT Teacher       | Certified Non-Admin | Position     | \$67,078 | 1.0000 | 100  | 400      | 120      | 0       | 318    |
| Para Inupiaq          | Classified          | Position     | \$29,223 | 1.0000 | 100  | 400      | 120      | 0       | 323    |
| Para Instructional    | Classified          | Position     | \$46,141 | 1.0000 | 100  | 410      | 100      | 0       | 323    |
| ELA Teacher           | Certified Non-Admin | Position     | \$76,587 | 1.0000 | 100  | 410      | 100      | 0       | 315    |
| In-Service Pay        | Certified Non-Admin | Supplemental | \$1,366  | 0.0000 | 100  | 410      | 100      | 0       | 315    |
| Soc Stud/Hist Teacher | Certified Non-Admin | Position     | \$85,337 | 1.0000 | 100  | 410      | 100      | 0       | 315    |
| Science Teacher       | Certified Non-Admin | Position     | \$96,697 | 1.0000 | 100  | 410      | 100      | 0       | 315    |
| Para Instructional    | Classified          | Position     | \$33,033 | 0.5000 | 100  | 410      | 100      | 0       | 323    |
| ELA Teacher           | Certified Non-Admin | Position     | \$87,525 | 1.0000 | 100  | 410      | 100      | 0       | 315    |
| In-Service Pay        | Certified Non-Admin | Supplemental | \$1,718  | 0.0000 | 100  | 410      | 100      | 0       | 315    |
| PE Teacher            | Certified Non-Admin | Position     | \$88,487 | 1.0000 | 100  | 410      | 100      | 0       | 315    |
| Science Teacher       | Certified Non-Admin | Position     | \$87,525 | 1.0000 | 100  | 410      | 100      | 0       | 315    |
| In-Service Pay        | Certified Non-Admin | Supplemental | \$1,718  | 0.0000 | 100  | 410      | 100      | 0       | 315    |
| Soc Stud/Hist Teacher | Certified Non-Admin | Position     | \$73,641 | 1.0000 | 100  | 410      | 100      | 0       | 315    |
| Math Teacher          | Certified Non-Admin | Position     | \$92,863 | 1.0000 | 100  | 410      | 100      | 0       | 315    |
| In-Service Pay        | Certified Non-Admin | Supplemental | \$1,826  | 0.0000 | 100  | 410      | 100      | 0       | 315    |
| In-Service Pay        | Certified Non-Admin | Supplemental | \$1,285  | 0.0000 | 100  | 410      | 100      | 0       | 315    |
| Science Teacher       | Certified Non-Admin | Position     | \$92,863 | 1.0000 | 100  | 410      | 100      | 0       | 315    |
| Music Teacher         | Certified Non-Admin | Position     | \$44,244 | 0.5000 | 100  | 410      | 100      | 0       | 315    |
| ELA Teacher           | Certified Non-Admin | Position     | \$97,237 | 1.0000 | 100  | 410      | 100      | 0       | 315    |
| 6th Math Teacher      | Certified Non-Admin | Position     | \$78,017 | 1.0000 | 100  | 410      | 100      | 0       | 315    |
| Para Instructional    | Classified          | Position     | \$33,033 | 1.0000 | 100  | 410      | 100      | 0       | 323    |
| Art Teacher           | Certified Non-Admin | Position     | \$92,863 | 1.0000 | 100  | 410      | 100      | 0       | 315    |
| Interventionist       | Certified Non-Admin | Position     | \$85,337 | 1.0000 | 100  | 410      | 100      | 0       | 315    |
| Math Teacher          | Certified Non-Admin | Position     | \$50,462 | 1.0000 | 100  | 410      | 100      | 0       | 315    |
| ILT Teacher           | Certified Non-Admin | Position     | \$67,078 | 1.0000 | 100  | 410      | 120      | 0       | 318    |
| Residential Stipend   | Certified Non-Admin | Supplemental | \$12,000 | 0.0000 | 100  | 410      | 120      | 0       | 318    |
| ILT Teacher           | Certified Non-Admin | Position     | \$73,641 | 1.0000 | 100  | 410      | 120      | 0       | 318    |
| CTE Music Prod        | Certified Non-Admin | Position     | \$37,914 | 0.5000 | 100  | 410      | 160      | 0       | 315    |
| Residential Stipend   | Certified Non-Admin | Supplemental | \$6,000  | 0.0000 | 100  | 410      | 160      | 0       | 315    |
| CTE Comp Tech         | Certified Non-Admin | Position     | \$78,017 | 1.0000 | 100  | 410      | 160      | 0       | 315    |
| Art Teacher           | Certified Non-Admin | Position     | \$92,322 | 1.0000 | 100  | 420      | 100      | 0       | 315    |
| Generalist Teacher    | Certified Non-Admin | Position     | \$71,453 | 1.0000 | 100  | 420      | 100      | 0       | 315    |
| Math Teacher          | Certified Non-Admin | Position     | \$84,112 | 1.0000 | 100  | 420      | 100      | 0       | 315    |
| Math Teacher          | Certified Non-Admin | Position     | \$83,149 | 1.0000 | 100  | 420      | 100      | 0       | 315    |
| In-Service Pay        | Certified Non-Admin | Supplemental | \$1,630  | 0.0000 | 100  | 420      | 100      | 0       | 315    |
| Math Teacher          | Certified Non-Admin | Position     | \$77,009 | 1.0000 | 100  | 420      | 100      | 0       | 315    |
| ELA Teacher           | Certified Non-Admin | Position     | \$85,337 | 1.0000 | 100  | 420      | 100      | 0       | 315    |
| Science Teacher       | Certified Non-Admin | Position     | \$91,900 | 1.0000 | 100  | 420      | 100      | 0       | 315    |
| ELA Teacher           | Certified Non-Admin | Position     | \$81,924 | 1.0000 | 100  | 420      | 100      | 0       | 315    |
| Science Teacher       | Certified Non-Admin | Position     | \$94,509 | 1.0000 | 100  | 420      | 100      | 0       | 315    |
| ELA Teacher           | Certified Non-Admin | Position     | \$82,610 | 1.0000 | 100  | 420      | 100      | 0       | 315    |
| Phys Ed Teacher       | Certified Non-Admin | Position     | \$78,017 | 1.0000 | 100  | 420      | 100      | 0       | 315    |
| ELA Teacher           | Certified Non-Admin | Position     | \$96,697 | 1.0000 | 100  | 420      | 100      | 0       | 315    |
| Phys Ed Teacher       | Certified Non-Admin | Position     | \$76,048 | 1.0000 | 100  | 420      | 100      | 0       | 315    |
| Music Teacher         | Certified Non-Admin | Position     | \$44,244 | 0.5000 | 100  | 420      | 100      | 0       | 315    |
| Soc Studies Teacher   | Certified Non-Admin | Position     | \$80,962 | 1.0000 | 100  | 420      | 100      | 0       | 315    |

**North Slope Borough School District**  
**Instruction**  
**Operating Budget FY25**  
**Function 100**

| Description                    | Classification      | Budget Type  | Amount   | FTE    | Fund | Location | Function | Program | Object |
|--------------------------------|---------------------|--------------|----------|--------|------|----------|----------|---------|--------|
| Science Teacher                | Certified Non-Admin | Position     | \$77,009 | 1.0000 | 100  | 420      | 100      | 0       | 315    |
| Interventionist                | Certified Non-Admin | Position     | \$78,774 | 1.0000 | 100  | 420      | 100      | 0       | 315    |
| ILT Teacher                    | Certified Non-Admin | Position     | \$64,892 | 1.0000 | 100  | 420      | 120      | 0       | 318    |
| In-Service Pay                 | Certified Non-Admin | Supplemental | \$1,285  | 0.0000 | 100  | 420      | 120      | 0       | 318    |
| Inupiaq Language Teacher       | Certified Non-Admin | Position     | \$73,641 | 1.0000 | 100  | 420      | 120      | 0       | 318    |
| CTE Business                   | Certified Non-Admin | Position     | \$64,892 | 1.0000 | 100  | 420      | 160      | 0       | 315    |
| In-Service Pay                 | Certified Non-Admin | Supplemental | \$2,248  | 0.0000 | 100  | 420      | 160      | 0       | 315    |
| CTE Metals/CAD                 | Certified Non-Admin | Position     | \$75,828 | 1.0000 | 100  | 420      | 160      | 0       | 315    |
| CTE Music Prod                 | Certified Non-Admin | Position     | \$37,914 | 0.5000 | 100  | 420      | 160      | 0       | 315    |
| Residential Stipend            | Certified Non-Admin | Supplemental | \$6,000  | 0.0000 | 100  | 420      | 160      | 0       | 315    |
| K-12th Health/PE Teacher       | Certified Non-Admin | Position     | \$79,737 | 1.0000 | 100  | 430      | 100      | 0       | 315    |
| In-Service Pay                 | Certified Non-Admin | Supplemental | \$1,319  | 0.0000 | 100  | 430      | 100      | 0       | 315    |
| Rural Stipend - Teachers       | Certified Non-Admin | Supplemental | \$4,500  | 0.0000 | 100  | 430      | 100      | 0       | 315    |
| 6th-12th ELA/SS Teacher        | Certified Non-Admin | Position     | \$83,149 | 1.0000 | 100  | 430      | 100      | 0       | 315    |
| In-Service Pay                 | Certified Non-Admin | Supplemental | \$1,630  | 0.0000 | 100  | 430      | 100      | 0       | 315    |
| Rural Stipend - Teachers       | Certified Non-Admin | Supplemental | \$4,500  | 0.0000 | 100  | 430      | 100      | 0       | 315    |
| Rural Stipend - Teachers       | Certified Non-Admin | Supplemental | \$4,500  | 0.0000 | 100  | 430      | 100      | 0       | 315    |
| 6th-12th Math Teacher          | Certified Non-Admin | Position     | \$78,017 | 1.0000 | 100  | 430      | 100      | 0       | 315    |
| In-Service Pay                 | Certified Non-Admin | Supplemental | \$1,527  | 0.0000 | 100  | 430      | 100      | 0       | 315    |
| Rural Stipend - Teachers       | Certified Non-Admin | Supplemental | \$4,500  | 0.0000 | 100  | 430      | 100      | 0       | 315    |
| Para Instructional             | Classified          | Position     | \$30,870 | 1.0000 | 100  | 430      | 100      | 0       | 323    |
| 2nd Teacher                    | Certified Non-Admin | Position     | \$67,078 | 1.0000 | 100  | 430      | 100      | 0       | 315    |
| Rural Stipend - Teachers       | Certified Non-Admin | Supplemental | \$4,500  | 0.0000 | 100  | 430      | 100      | 0       | 315    |
| 5th-6th Teacher                | Certified Non-Admin | Position     | \$67,078 | 1.0000 | 100  | 430      | 100      | 0       | 315    |
| Rural Stipend - Teachers       | Certified Non-Admin | Supplemental | \$4,500  | 0.0000 | 100  | 430      | 100      | 0       | 315    |
| 7th-8th Teacher                | Certified Non-Admin | Position     | \$78,017 | 1.0000 | 100  | 430      | 100      | 0       | 315    |
| In-Service Pay                 | Certified Non-Admin | Supplemental | \$1,527  | 0.0000 | 100  | 430      | 100      | 0       | 315    |
| Rural Stipend - Teachers       | Certified Non-Admin | Supplemental | \$4,500  | 0.0000 | 100  | 430      | 100      | 0       | 315    |
| 3rd-4th Teacher                | Certified Non-Admin | Position     | \$87,525 | 1.0000 | 100  | 430      | 100      | 0       | 315    |
| In-Service Pay                 | Certified Non-Admin | Supplemental | \$1,718  | 0.0000 | 100  | 430      | 100      | 0       | 315    |
| Rural Stipend - Teachers       | Certified Non-Admin | Supplemental | \$4,500  | 0.0000 | 100  | 430      | 100      | 0       | 315    |
| K1 Teacher                     | Certified Non-Admin | Position     | \$91,900 | 1.0000 | 100  | 430      | 100      | 0       | 315    |
| Rural Stipend - Teachers       | Certified Non-Admin | Supplemental | \$4,500  | 0.0000 | 100  | 430      | 100      | 0       | 315    |
| Interventionist                | Certified Non-Admin | Position     | \$78,774 | 1.0000 | 100  | 430      | 100      | 0       | 315    |
| Para Instructional             | Classified          | Position     | \$19,737 | 1.0000 | 100  | 430      | 100      | 0       | 324    |
| Para ECE                       | Classified          | Position     | \$43,247 | 1.0000 | 100  | 430      | 110      | 0       | 323    |
| ECE Teacher                    | Certified Non-Admin | Position     | \$67,078 | 1.0000 | 100  | 430      | 110      | 0       | 315    |
| Residential Stipend            | Certified Non-Admin | Supplemental | \$12,000 | 0.0000 | 100  | 430      | 110      | 0       | 315    |
| Rural Stipend - Teachers       | Certified Non-Admin | Supplemental | \$4,500  | 0.0000 | 100  | 430      | 110      | 0       | 315    |
| Para Inupiaq                   | Classified          | Position     | \$18,901 | 0.5000 | 100  | 430      | 120      | 0       | 323    |
| ILT Teacher                    | Classified          | Position     | \$78,017 | 1.0000 | 100  | 430      | 120      | 0       | 318    |
| Residential Stipend            | Classified          | Supplemental | \$12,000 | 0.0000 | 100  | 430      | 120      | 0       | 318    |
| Rural Stipend - Teachers       | Classified          | Supplemental | \$4,500  | 0.0000 | 100  | 430      | 120      | 0       | 318    |
| ILT Teacher                    | Classified          | Position     | \$78,017 | 1.0000 | 100  | 430      | 120      | 0       | 318    |
| Rural Stipend - Teachers       | Certified Non-Admin | Supplemental | \$4,500  | 0.0000 | 100  | 440      | 100      | 0       | 315    |
| 6th Teacher                    | Certified Non-Admin | Position     | \$78,017 | 1.0000 | 100  | 440      | 100      | 0       | 315    |
| In-Service Pay                 | Certified Non-Admin | Supplemental | \$1,527  | 0.0000 | 100  | 440      | 100      | 0       | 315    |
| Rural Stipend - Teachers       | Certified Non-Admin | Supplemental | \$4,500  | 0.0000 | 100  | 440      | 100      | 0       | 315    |
| 3rd Teacher                    | Certified Non-Admin | Position     | \$78,017 | 1.0000 | 100  | 440      | 100      | 0       | 315    |
| In-Service Pay                 | Certified Non-Admin | Supplemental | \$1,527  | 0.0000 | 100  | 440      | 100      | 0       | 315    |
| Rural Stipend - Teachers       | Certified Non-Admin | Supplemental | \$4,500  | 0.0000 | 100  | 440      | 100      | 0       | 315    |
| Rural Stipend - Teachers       | Certified Non-Admin | Supplemental | \$4,500  | 0.0000 | 100  | 440      | 100      | 0       | 315    |
| MS & HS Elective Cultural Arts | Certified Non-Admin | Position     | \$78,017 | 1.0000 | 100  | 440      | 100      | 0       | 315    |
| Rural Stipend - Teachers       | Certified Non-Admin | Supplemental | \$4,500  | 0.0000 | 100  | 440      | 100      | 0       | 315    |
| 8th-12th ELA Teacher           | Certified Non-Admin | Position     | \$91,900 | 1.0000 | 100  | 440      | 100      | 0       | 315    |
| Rural Stipend - Teachers       | Certified Non-Admin | Supplemental | \$4,500  | 0.0000 | 100  | 440      | 100      | 0       | 315    |
| 1st Teacher                    | Certified Non-Admin | Position     | \$95,050 | 1.0000 | 100  | 440      | 100      | 0       | 315    |
| Rural Stipend - Teachers       | Certified Non-Admin | Supplemental | \$4,500  | 0.0000 | 100  | 440      | 100      | 0       | 315    |
| Rural Stipend - Teachers       | Certified Non-Admin | Supplemental | \$4,500  | 0.0000 | 100  | 440      | 100      | 0       | 315    |
| 7th-12th PE Teacher            | Certified Non-Admin | Position     | \$78,017 | 1.0000 | 100  | 440      | 100      | 0       | 315    |
| Rural Stipend - Teachers       | Certified Non-Admin | Supplemental | \$4,500  | 0.0000 | 100  | 440      | 100      | 0       | 315    |
| K Teacher                      | Certified Non-Admin | Position     | \$74,399 | 1.0000 | 100  | 440      | 100      | 0       | 315    |
| In-Service Pay                 | Certified Non-Admin | Supplemental | \$1,454  | 0.0000 | 100  | 440      | 100      | 0       | 315    |

**North Slope Borough School District**  
**Instruction**  
**Operating Budget FY25**  
**Function 100**

| Description                     | Classification      | Budget Type  | Amount    | FTE    | Fund | Location | Function | Program | Object |
|---------------------------------|---------------------|--------------|-----------|--------|------|----------|----------|---------|--------|
| Rural Stipend - Teachers        | Certified Non-Admin | Supplemental | \$4,500   | 0.0000 | 100  | 440      | 100      | 0       | 315    |
| 5th Teacher                     | Certified Non-Admin | Position     | \$101,612 | 1.0000 | 100  | 440      | 100      | 0       | 315    |
| Rural Stipend - Teachers        | Certified Non-Admin | Supplemental | \$4,500   | 0.0000 | 100  | 440      | 100      | 0       | 315    |
| Para Instructional              | Classified          | Position     | \$49,235  | 1.0000 | 100  | 440      | 100      | 0       | 323    |
| Para Instructional              | Classified          | Position     | \$49,235  | 1.0000 | 100  | 440      | 100      | 0       | 323    |
| 2nd Teacher                     | Certified Non-Admin | Position     | \$92,322  | 1.0000 | 100  | 440      | 100      | 0       | 315    |
| Rural Stipend - Teachers        | Certified Non-Admin | Supplemental | \$4,500   | 0.0000 | 100  | 440      | 100      | 0       | 315    |
| 7th-12th Science Teacher        | Certified Non-Admin | Position     | \$87,525  | 1.0000 | 100  | 440      | 100      | 0       | 315    |
| In-Service Pay                  | Certified Non-Admin | Supplemental | \$1,718   | 0.0000 | 100  | 440      | 100      | 0       | 315    |
| Rural Stipend - Teachers        | Certified Non-Admin | Supplemental | \$4,500   | 0.0000 | 100  | 440      | 100      | 0       | 315    |
| Para Instructional              | Classified          | Position     | \$37,861  | 1.0000 | 100  | 440      | 100      | 0       | 323    |
| 7th-12th Social Studies Teacher | Certified Non-Admin | Position     | \$91,900  | 1.0000 | 100  | 440      | 100      | 0       | 315    |
| Rural Stipend - Teachers        | Certified Non-Admin | Supplemental | \$4,500   | 0.0000 | 100  | 440      | 100      | 0       | 315    |
| 4th Teacher                     | Certified Non-Admin | Position     | \$96,697  | 1.0000 | 100  | 440      | 100      | 0       | 315    |
| Rural Stipend - Teachers        | Certified Non-Admin | Supplemental | \$4,500   | 0.0000 | 100  | 440      | 100      | 0       | 315    |
| 7th-12th Math Teacher           | Certified Non-Admin | Position     | \$87,525  | 1.0000 | 100  | 440      | 100      | 0       | 315    |
| In-Service Pay                  | Certified Non-Admin | Supplemental | \$1,285   | 0.0000 | 100  | 440      | 100      | 0       | 315    |
| Rural Stipend - Teachers        | Certified Non-Admin | Supplemental | \$4,500   | 0.0000 | 100  | 440      | 100      | 0       | 315    |
| 7th Teacher                     | Certified Non-Admin | Position     | \$64,908  | 1.0000 | 100  | 440      | 100      | 0       | 315    |
| Rural Stipend - Teachers        | Certified Non-Admin | Supplemental | \$4,500   | 0.0000 | 100  | 440      | 100      | 0       | 315    |
| K-4th ECE Teacher               | Certified Non-Admin | Position     | \$82,610  | 1.0000 | 100  | 440      | 110      | 0       | 315    |
| In-Service Pay                  | Certified Non-Admin | Supplemental | \$1,619   | 0.0000 | 100  | 440      | 110      | 0       | 315    |
| PK-6 ILT Teacher                | Certified Non-Admin | Position     | \$78,017  | 1.0000 | 100  | 440      | 120      | 0       | 318    |
| Residential Stipend             | Certified Non-Admin | Supplemental | \$12,000  | 0.0000 | 100  | 440      | 120      | 0       | 318    |
| Rural Stipend - Teachers        | Certified Non-Admin | Supplemental | \$4,500   | 0.0000 | 100  | 440      | 120      | 0       | 318    |
| 7th-12th ILT Teacher            | Certified Non-Admin | Position     | \$78,017  | 1.0000 | 100  | 440      | 120      | 0       | 318    |
| Residential Stipend             | Certified Non-Admin | Supplemental | \$12,000  | 0.0000 | 100  | 440      | 120      | 0       | 318    |
| Rural Stipend - Teachers        | Certified Non-Admin | Supplemental | \$4,500   | 0.0000 | 100  | 440      | 120      | 0       | 318    |
| CTE Teacher                     | Certified Non-Admin | Position     | \$90,134  | 1.0000 | 100  | 440      | 160      | 0       | 315    |
| Rural Stipend - Teachers        | Certified Non-Admin | Supplemental | \$4,500   | 0.0000 | 100  | 440      | 160      | 0       | 315    |
| 4th Teacher                     | Certified Non-Admin | Position     | \$80,432  | 1.0000 | 100  | 450      | 100      | 0       | 315    |
| In-Service Pay                  | Certified Non-Admin | Supplemental | \$1,575   | 0.0000 | 100  | 450      | 100      | 0       | 315    |
| Rural Stipend - Teachers        | Certified Non-Admin | Supplemental | \$4,500   | 0.0000 | 100  | 450      | 100      | 0       | 315    |
| Rural Stipend - Teachers        | Certified Non-Admin | Supplemental | \$4,500   | 0.0000 | 100  | 450      | 100      | 0       | 315    |
| 7th-12th Math Teacher           | Certified Non-Admin | Position     | \$78,017  | 1.0000 | 100  | 450      | 100      | 0       | 315    |
| Rural Stipend - Teachers        | Certified Non-Admin | Supplemental | \$4,500   | 0.0000 | 100  | 450      | 100      | 0       | 315    |
| K Teacher                       | Certified Non-Admin | Position     | \$67,078  | 1.0000 | 100  | 450      | 100      | 0       | 315    |
| In-Service Pay                  | Certified Non-Admin | Supplemental | \$1,307   | 0.0000 | 100  | 450      | 100      | 0       | 315    |
| Rural Stipend - Teachers        | Certified Non-Admin | Supplemental | \$4,500   | 0.0000 | 100  | 450      | 100      | 0       | 315    |
| 6th Teacher                     | Certified Non-Admin | Position     | \$96,697  | 1.0000 | 100  | 450      | 100      | 0       | 315    |
| Rural Stipend - Teachers        | Certified Non-Admin | Supplemental | \$4,500   | 0.0000 | 100  | 450      | 100      | 0       | 315    |
| 7th-12th Science Teacher        | Certified Non-Admin | Position     | \$67,078  | 1.0000 | 100  | 450      | 100      | 0       | 315    |
| Rural Stipend - Teachers        | Certified Non-Admin | Supplemental | \$4,500   | 0.0000 | 100  | 450      | 100      | 0       | 315    |
| Rural Stipend - Teachers        | Certified Non-Admin | Supplemental | \$4,500   | 0.0000 | 100  | 450      | 100      | 0       | 315    |
| 6th-12th Eng Lang Teacher       | Certified Non-Admin | Position     | \$95,050  | 1.0000 | 100  | 450      | 100      | 0       | 315    |
| Rural Stipend - Teachers        | Certified Non-Admin | Supplemental | \$4,500   | 0.0000 | 100  | 450      | 100      | 0       | 315    |
| 3rd Teacher                     | Certified Non-Admin | Position     | \$85,759  | 1.0000 | 100  | 450      | 100      | 0       | 315    |
| In-Service Pay                  | Certified Non-Admin | Supplemental | \$1,527   | 0.0000 | 100  | 450      | 100      | 0       | 315    |
| Rural Stipend - Teachers        | Certified Non-Admin | Supplemental | \$4,500   | 0.0000 | 100  | 450      | 100      | 0       | 315    |
| 1st Teacher                     | Certified Non-Admin | Position     | \$87,525  | 1.0000 | 100  | 450      | 100      | 0       | 315    |
| In-Service Pay                  | Certified Non-Admin | Supplemental | \$1,683   | 0.0000 | 100  | 450      | 100      | 0       | 315    |
| Rural Stipend - Teachers        | Certified Non-Admin | Supplemental | \$4,500   | 0.0000 | 100  | 450      | 100      | 0       | 315    |
| In-Service Pay                  | Certified Non-Admin | Supplemental | \$1,718   | 0.0000 | 100  | 450      | 100      | 0       | 315    |
| Rural Stipend                   | Certified Non-Admin | Supplemental | \$4,500   | 0.0000 | 100  | 450      | 100      | 0       | 315    |
| 5th Teacher                     | Certified Non-Admin | Position     | \$78,017  | 1.0000 | 100  | 450      | 100      | 0       | 315    |
| In-Service Pay                  | Certified Non-Admin | Supplemental | \$1,527   | 0.0000 | 100  | 450      | 100      | 0       | 315    |
| Rural Stipend - Teachers        | Certified Non-Admin | Supplemental | \$4,500   | 0.0000 | 100  | 450      | 100      | 0       | 315    |
| 7th-12th Social Studies Teacher | Certified Non-Admin | Position     | \$85,759  | 1.0000 | 100  | 450      | 100      | 0       | 315    |
| Rural Stipend - Teachers        | Certified Non-Admin | Supplemental | \$4,500   | 0.0000 | 100  | 450      | 100      | 0       | 315    |
| 2nd Teacher                     | Certified Non-Admin | Position     | \$20,157  | 1.0000 | 100  | 450      | 100      | 0       | 315    |
| Para Instructional              | Classified          | Position     | \$29,223  | 0.5000 | 100  | 450      | 100      | 0       | 323    |
| Para Instructional              | Classified          | Position     | \$29,223  | 0.5000 | 100  | 450      | 100      | 0       | 323    |
| ECE Teacher                     | Certified Non-Admin | Position     | \$85,759  | 1.0000 | 100  | 450      | 110      | 0       | 315    |

**North Slope Borough School District**  
**Instruction**  
**Operating Budget FY25**  
**Function 100**

| Description                           | Classification      | Budget Type  | Amount    | FTE    | Fund | Location | Function | Program | Object |
|---------------------------------------|---------------------|--------------|-----------|--------|------|----------|----------|---------|--------|
| In-Service Pay                        | Certified Non-Admin | Supplemental | \$1,630   | 0.0000 | 100  | 450      | 110      | 0       | 315    |
| Rural Stipend - Teachers              | Certified Non-Admin | Supplemental | \$4,500   | 0.0000 | 100  | 450      | 110      | 0       | 315    |
| ILT Teacher                           | Certified Non-Admin | Position     | \$78,017  | 1.0000 | 100  | 450      | 120      | 0       | 318    |
| Residential Stipend                   | Certified Non-Admin | Supplemental | \$12,000  | 0.0000 | 100  | 450      | 120      | 0       | 318    |
| ILT Teacher                           | Certified Non-Admin | Position     | \$78,774  | 1.0000 | 100  | 450      | 120      | 0       | 318    |
| Residential Stipend                   | Certified Non-Admin | Supplemental | \$12,000  | 0.0000 | 100  | 450      | 120      | 0       | 318    |
| Rural Stipend - Teachers              | Certified Non-Admin | Supplemental | \$4,500   | 0.0000 | 100  | 450      | 120      | 0       | 318    |
| K-1st Teacher                         | Certified Non-Admin | Position     | \$73,641  | 1.0000 | 100  | 460      | 100      | 0       | 315    |
| In-Service Pay                        | Certified Non-Admin | Supplemental | \$1,439   | 0.0000 | 100  | 460      | 100      | 0       | 315    |
| Rural Stipend - Teachers              | Certified Non-Admin | Supplemental | \$4,500   | 0.0000 | 100  | 460      | 100      | 0       | 315    |
| 3rd-4th Teacher                       | Certified Non-Admin | Position     | \$90,134  | 1.0000 | 100  | 460      | 100      | 0       | 315    |
| Rural Stipend - Teachers              | Certified Non-Admin | Supplemental | \$4,500   | 0.0000 | 100  | 460      | 100      | 0       | 315    |
| 2nd-3rd Teacher                       | Certified Non-Admin | Position     | \$87,525  | 1.0000 | 100  | 460      | 100      | 0       | 315    |
| In-Service Pay                        | Certified Non-Admin | Supplemental | \$1,718   | 0.0000 | 100  | 460      | 100      | 0       | 315    |
| Rural Stipend - Teachers              | Certified Non-Admin | Supplemental | \$4,500   | 0.0000 | 100  | 460      | 100      | 0       | 315    |
| Duty Aide                             | Classified          | Position     | \$16,991  | 0.5000 | 100  | 460      | 100      | 0       | 323    |
| Rdg Intervention Teacher              | Certified Non-Admin | Position     | \$96,697  | 1.0000 | 100  | 460      | 100      | 0       | 315    |
| Rural Stipend - Teachers              | Certified Non-Admin | Supplemental | \$4,500   | 0.0000 | 100  | 460      | 100      | 0       | 315    |
| 6th-12th ELA Teacher                  | Certified Non-Admin | Position     | \$83,149  | 1.0000 | 100  | 460      | 100      | 0       | 315    |
| In-Service Pay                        | Certified Non-Admin | Supplemental | \$1,630   | 0.0000 | 100  | 460      | 100      | 0       | 315    |
| Rural Stipend - Teachers              | Certified Non-Admin | Supplemental | \$4,500   | 0.0000 | 100  | 460      | 100      | 0       | 315    |
| 7th-12th Math/Sci Teacher             | Certified Non-Admin | Position     | \$92,863  | 1.0000 | 100  | 460      | 100      | 0       | 315    |
| In-Service Pay                        | Certified Non-Admin | Supplemental | \$1,826   | 0.0000 | 100  | 460      | 100      | 0       | 315    |
| Rural Stipend - Teachers              | Certified Non-Admin | Supplemental | \$4,500   | 0.0000 | 100  | 460      | 100      | 0       | 315    |
| 5th-6th Teacher                       | Certified Non-Admin | Position     | \$83,149  | 1.0000 | 100  | 460      | 100      | 0       | 315    |
| In-Service Pay                        | Certified Non-Admin | Supplemental | \$1,630   | 0.0000 | 100  | 460      | 100      | 0       | 315    |
| Rural Stipend - Teachers              | Certified Non-Admin | Supplemental | \$4,500   | 0.0000 | 100  | 460      | 100      | 0       | 315    |
| 7th-12th Social Studies Teacher       | Certified Non-Admin | Position     | \$72,634  | 1.0000 | 100  | 460      | 100      | 0       | 315    |
| In-Service Pay                        | Certified Non-Admin | Supplemental | \$1,285   | 0.0000 | 100  | 460      | 100      | 0       | 315    |
| Rural Stipend - Teachers              | Certified Non-Admin | Supplemental | \$4,500   | 0.0000 | 100  | 460      | 100      | 0       | 315    |
| Math Intervention Teacher             | Certified Non-Admin | Position     | \$81,384  | 1.0000 | 100  | 460      | 100      | 0       | 315    |
| Rural Stipend - Teachers              | Certified Non-Admin | Supplemental | \$4,500   | 0.0000 | 100  | 460      | 100      | 0       | 315    |
| Para Instructional                    | Classified          | Position     | \$30,269  | 1.0000 | 100  | 460      | 100      | 0       | 323    |
| Para Instructional                    | Classified          | Position     | \$9,551   | 0.5000 | 100  | 460      | 100      | 0       | 323    |
| ECE Teacher                           | Certified Non-Admin | Position     | \$78,017  | 1.0000 | 100  | 460      | 110      | 0       | 315    |
| Rural Stipend - Teachers              | Certified Non-Admin | Supplemental | \$4,500   | 0.0000 | 100  | 460      | 110      | 0       | 315    |
| K-12th Inupiaq Lang Teacher           | Certified Non-Admin | Position     | \$78,017  | 1.0000 | 100  | 460      | 120      | 0       | 318    |
| Rural Stipend - Teachers              | Certified Non-Admin | Supplemental | \$4,500   | 0.0000 | 100  | 460      | 120      | 0       | 318    |
| Para Inupiaq                          | Classified          | Position     | \$33,033  | 1.0000 | 100  | 460      | 120      | 0       | 323    |
| Communication Stipend                 | Certified Non-Admin | Supplemental | \$2,400   | 0.0000 | 100  | 470      | 100      | 0       | 315    |
| Para Instructional                    | Classified          | Position     | \$37,861  | 1.0000 | 100  | 470      | 100      | 0       | 323    |
| 2nd Teacher                           | Certified Non-Admin | Position     | \$103,799 | 1.0000 | 100  | 470      | 100      | 0       | 315    |
| Rural Stipend - Teachers              | Certified Non-Admin | Supplemental | \$4,500   | 0.0000 | 100  | 470      | 100      | 0       | 315    |
| Rural Stipend - Teachers              | Certified Non-Admin | Supplemental | \$4,500   | 0.0000 | 100  | 470      | 100      | 0       | 315    |
| Para Instructional                    | Classified          | Position     | \$25,434  | 1.0000 | 100  | 470      | 100      | 0       | 323    |
| 9th-12th Science Teacher              | Certified Non-Admin | Position     | \$70,025  | 1.0000 | 100  | 470      | 100      | 0       | 315    |
| Rural Stipend - Teachers              | Certified Non-Admin | Supplemental | \$4,500   | 0.0000 | 100  | 470      | 100      | 0       | 315    |
| 7th Teacher                           | Certified Non-Admin | Position     | \$103,799 | 1.0000 | 100  | 470      | 100      | 0       | 315    |
| Rural Stipend - Teachers              | Certified Non-Admin | Supplemental | \$4,500   | 0.0000 | 100  | 470      | 100      | 0       | 315    |
| 8th-12th Math Teacher                 | Certified Non-Admin | Position     | \$78,017  | 1.0000 | 100  | 470      | 100      | 0       | 315    |
| In-Service Pay                        | Certified Non-Admin | Supplemental | \$1,527   | 0.0000 | 100  | 470      | 100      | 0       | 315    |
| Rural Stipend - Teachers              | Certified Non-Admin | Supplemental | \$4,500   | 0.0000 | 100  | 470      | 100      | 0       | 315    |
| 8th-12th ELA Teacher                  | Certified Non-Admin | Position     | \$87,525  | 1.0000 | 100  | 470      | 100      | 0       | 315    |
| In-Service Pay                        | Certified Non-Admin | Supplemental | \$1,718   | 0.0000 | 100  | 470      | 100      | 0       | 315    |
| Rural Stipend - Teachers              | Certified Non-Admin | Supplemental | \$4,500   | 0.0000 | 100  | 470      | 100      | 0       | 315    |
| 4th Teacher                           | Certified Non-Admin | Position     | \$83,149  | 1.0000 | 100  | 470      | 100      | 0       | 315    |
| Rural Stipend - Teachers              | Certified Non-Admin | Supplemental | \$4,500   | 0.0000 | 100  | 470      | 100      | 0       | 315    |
| 5th Teacher                           | Certified Non-Admin | Position     | \$75,828  | 1.0000 | 100  | 470      | 100      | 0       | 315    |
| Rural Stipend - Teachers              | Certified Non-Admin | Supplemental | \$4,500   | 0.0000 | 100  | 470      | 100      | 0       | 315    |
| K Teacher                             | Certified Non-Admin | Position     | \$101,612 | 1.0000 | 100  | 470      | 100      | 0       | 315    |
| Para Instructional                    | Classified          | Position     | \$49,235  | 1.0000 | 100  | 470      | 100      | 0       | 323    |
| 7th-12th MS/HS Social Studies Teacher | Certified Non-Admin | Position     | \$78,017  | 1.0000 | 100  | 470      | 100      | 0       | 315    |
| In-Service Pay                        | Certified Non-Admin | Supplemental | \$1,527   | 0.0000 | 100  | 470      | 100      | 0       | 315    |

**North Slope Borough School District**  
**Instruction**  
**Operating Budget FY25**  
**Function 100**

| Description               | Classification      | Budget Type  | Amount    | FTE    | Fund | Location | Function | Program | Object |
|---------------------------|---------------------|--------------|-----------|--------|------|----------|----------|---------|--------|
| Rural Stipend - Teachers  | Certified Non-Admin | Supplemental | \$4,500   | 0.0000 | 100  | 470      | 100      | 0       | 315    |
| Para Instructional        | Classified          | Position     | \$49,235  | 1.0000 | 100  | 470      | 100      | 0       | 323    |
| 6th Teacher               | Certified Non-Admin | Position     | \$78,017  | 1.0000 | 100  | 470      | 100      | 0       | 315    |
| In-Service Pay            | Certified Non-Admin | Supplemental | \$1,527   | 0.0000 | 100  | 470      | 100      | 0       | 315    |
| Rural Stipend - Teachers  | Certified Non-Admin | Supplemental | \$4,500   | 0.0000 | 100  | 470      | 100      | 0       | 315    |
| 3rd Teacher               | Certified Non-Admin | Position     | \$85,759  | 1.0000 | 100  | 470      | 100      | 0       | 315    |
| In-Service Pay            | Certified Non-Admin | Supplemental | \$1,683   | 0.0000 | 100  | 470      | 100      | 0       | 315    |
| Rural Stipend - Teachers  | Certified Non-Admin | Supplemental | \$4,500   | 0.0000 | 100  | 470      | 100      | 0       | 315    |
| 1st Teacher               | Certified Non-Admin | Position     | \$91,900  | 1.0000 | 100  | 470      | 100      | 0       | 315    |
| Rural Stipend - Teachers  | Certified Non-Admin | Supplemental | \$4,500   | 0.0000 | 100  | 470      | 100      | 0       | 315    |
| Rural Stipend - Teachers  | Certified Non-Admin | Supplemental | \$4,500   | 0.0000 | 100  | 470      | 100      | 0       | 315    |
| ECE Teacher               | Certified Non-Admin | Position     | \$77,549  | 1.0000 | 100  | 470      | 110      | 0       | 315    |
| In-Service Pay            | Certified Non-Admin | Supplemental | \$1,518   | 0.0000 | 100  | 470      | 110      | 0       | 315    |
| Rural Stipend - Teachers  | Certified Non-Admin | Supplemental | \$4,500   | 0.0000 | 100  | 470      | 110      | 0       | 315    |
| ILT Teacher               | Certified Non-Admin | Position     | \$78,017  | 1.0000 | 100  | 470      | 120      | 0       | 318    |
| Residential Stipend       | Certified Non-Admin | Supplemental | \$12,000  | 0.0000 | 100  | 470      | 120      | 0       | 318    |
| Rural Stipend - Teachers  | Certified Non-Admin | Supplemental | \$4,500   | 0.0000 | 100  | 470      | 120      | 0       | 318    |
| ILT Teacher               | Certified Non-Admin | Position     | \$78,017  | 1.0000 | 100  | 470      | 120      | 0       | 318    |
| 2nd-3rd Teacher           | Certified Non-Admin | Position     | \$91,900  | 1.0000 | 100  | 480      | 100      | 0       | 315    |
| Residential Stipend       | Certified Non-Admin | Supplemental | \$12,000  | 0.0000 | 100  | 480      | 100      | 0       | 315    |
| Rural Stipend - Teachers  | Certified Non-Admin | Supplemental | \$4,500   | 0.0000 | 100  | 480      | 100      | 0       | 315    |
| In-Service Pay            | Certified Non-Admin | Supplemental | \$1,410   | 0.0000 | 100  | 480      | 100      | 0       | 315    |
| Rural Stipend - Teachers  | Certified Non-Admin | Supplemental | \$4,500   | 0.0000 | 100  | 480      | 100      | 0       | 315    |
| Math/Science Teacher      | Certified Non-Admin | Position     | \$83,149  | 1.0000 | 100  | 480      | 100      | 0       | 315    |
| In-Service Pay            | Certified Non-Admin | Supplemental | \$1,630   | 0.0000 | 100  | 480      | 100      | 0       | 315    |
| Rural Stipend - Teachers  | Certified Non-Admin | Supplemental | \$4,500   | 0.0000 | 100  | 480      | 100      | 0       | 315    |
| ELA & SS Teacher          | Certified Non-Admin | Position     | \$87,525  | 1.0000 | 100  | 480      | 100      | 0       | 315    |
| In-Service Pay            | Certified Non-Admin | Supplemental | \$1,718   | 0.0000 | 100  | 480      | 100      | 0       | 315    |
| Rural Stipend - Teachers  | Certified Non-Admin | Supplemental | \$4,500   | 0.0000 | 100  | 480      | 100      | 0       | 315    |
| Rural Stipend - Teachers  | Certified Non-Admin | Supplemental | \$4,500   | 0.0000 | 100  | 480      | 100      | 0       | 315    |
| Rural Stipend - Teachers  | Certified Non-Admin | Supplemental | \$4,500   | 0.0000 | 100  | 480      | 100      | 0       | 315    |
| K-1st Teacher             | Certified Non-Admin | Position     | \$82,610  | 1.0000 | 100  | 480      | 100      | 0       | 315    |
| 4th-5th Teacher           | Certified Non-Admin | Position     | \$67,078  | 1.0000 | 100  | 480      | 100      | 0       | 315    |
| Rural Stipend - Teachers  | Certified Non-Admin | Supplemental | \$4,500   | 0.0000 | 100  | 480      | 100      | 0       | 315    |
| ECE Teacher               | Certified Non-Admin | Position     | \$78,774  | 1.0000 | 100  | 480      | 100      | 0       | 315    |
| Interventionist           | Certified Non-Admin | Position     | \$91,900  | 1.0000 | 100  | 480      | 100      | 0       | 315    |
| Para Instructional        | Classified          | Position     | \$29,223  | 1.0000 | 100  | 480      | 100      | 0       | 323    |
| ILT Teacher               | Certified Non-Admin | Position     | \$78,017  | 1.0000 | 100  | 480      | 120      | 0       | 318    |
| Residential Stipend       | Certified Non-Admin | Supplemental | \$12,000  | 0.0000 | 100  | 480      | 120      | 0       | 318    |
| Rural Stipend - Teachers  | Certified Non-Admin | Supplemental | \$4,500   | 0.0000 | 100  | 480      | 120      | 0       | 318    |
| ILT Teacher               | Certified Non-Admin | Position     | \$78,017  | 1.0000 | 100  | 480      | 120      | 0       | 318    |
| 1st-2nd Teacher           | Certified Non-Admin | Position     | \$80,432  | 1.0000 | 100  | 490      | 100      | 0       | 315    |
| In-Service Pay            | Certified Non-Admin | Supplemental | \$1,575   | 0.0000 | 100  | 490      | 100      | 0       | 315    |
| Rural Stipend - Teachers  | Certified Non-Admin | Supplemental | \$4,500   | 0.0000 | 100  | 490      | 100      | 0       | 315    |
| 3rd -4th Teacher          | Certified Non-Admin | Position     | \$78,774  | 1.0000 | 100  | 490      | 100      | 0       | 315    |
| In-Service Pay            | Certified Non-Admin | Supplemental | \$1,542   | 0.0000 | 100  | 490      | 100      | 0       | 315    |
| Rural Stipend - Teachers  | Certified Non-Admin | Supplemental | \$4,500   | 0.0000 | 100  | 490      | 100      | 0       | 315    |
| 5th-6th Teacher           | Certified Non-Admin | Position     | \$80,432  | 1.0000 | 100  | 490      | 100      | 0       | 315    |
| In-Service Pay            | Certified Non-Admin | Supplemental | \$1,575   | 0.0000 | 100  | 490      | 100      | 0       | 315    |
| Rural Stipend - Teachers  | Certified Non-Admin | Supplemental | \$4,500   | 0.0000 | 100  | 490      | 100      | 0       | 315    |
| Interventionist           | Certified Non-Admin | Position     | \$87,525  | 1.0000 | 100  | 490      | 100      | 0       | 315    |
| Para Instructional        | Classified          | Position     | \$40,482  | 1.0000 | 100  | 490      | 100      | 0       | 323    |
| K Teacher                 | Certified Non-Admin | Position     | \$103,799 | 1.0000 | 100  | 490      | 100      | 0       | 315    |
| In-Service Pay            | Certified Non-Admin | Supplemental | \$2,090   | 0.0000 | 100  | 490      | 100      | 0       | 315    |
| Rural Stipend - Teachers  | Certified Non-Admin | Supplemental | \$4,500   | 0.0000 | 100  | 490      | 100      | 0       | 315    |
| 6th-12th ELA/SS Teacher   | Certified Non-Admin | Position     | \$80,962  | 1.0000 | 100  | 490      | 100      | 0       | 315    |
| In-Service Pay            | Certified Non-Admin | Supplemental | \$1,586   | 0.0000 | 100  | 490      | 100      | 0       | 315    |
| Rural Stipend - Teachers  | Certified Non-Admin | Supplemental | \$4,500   | 0.0000 | 100  | 490      | 100      | 0       | 315    |
| 7th-8th Teacher           | Certified Non-Admin | Position     | \$84,112  | 1.0000 | 100  | 490      | 100      | 0       | 315    |
| Rural Stipend - Teachers  | Certified Non-Admin | Supplemental | \$4,500   | 0.0000 | 100  | 490      | 100      | 0       | 315    |
| 9th-12th Math/Sci Teacher | Certified Non-Admin | Position     | \$77,259  | 1.0000 | 100  | 490      | 100      | 0       | 315    |
| ECE Teacher               | Certified Non-Admin | Position     | \$73,860  | 1.0000 | 100  | 490      | 110      | 0       | 315    |
| In-Service Pay            | Certified Non-Admin | Supplemental | \$1,443   | 0.0000 | 100  | 490      | 110      | 0       | 315    |

**North Slope Borough School District  
Instruction  
Operating Budget FY25  
Function 100**

| Description              | Classification      | Budget Type  | Amount   | FTE    | Fund | Location | Function | Program | Object |
|--------------------------|---------------------|--------------|----------|--------|------|----------|----------|---------|--------|
| Rural Stipend - Teachers | Certified Non-Admin | Supplemental | \$4,500  | 0.0000 | 100  | 490      | 110      | 0       | 315    |
| ILT Teacher              | Certified Non-Admin | Position     | \$76,516 | 1.0000 | 100  | 490      | 120      | 0       | 318    |
| ELA & SS Teacher         | Certified Non-Admin | Position     | \$43,974 | 0.5000 | 100  | 499      | 100      | 0       | 315    |
| Sci/Health Teacher       | Certified Non-Admin | Position     | \$96,697 | 1.0000 | 100  | 499      | 100      | 0       | 315    |
| ELA Teacher              | Certified Non-Admin | Position     | \$64,059 | 0.5000 | 100  | 499      | 100      | 0       | 315    |
| Math Teacher             | Certified Non-Admin | Position     | \$91,900 | 1.0000 | 100  | 499      | 100      | 0       | 315    |
| ILT Teacher              | Certified Non-Admin | Position     | \$32,446 | 1.0000 | 100  | 499      | 120      | 0       | 315    |
| In-Service Pay           | Certified Non-Admin | Supplemental | \$744    | 0.0000 | 100  | 499      | 120      | 0       | 315    |

\$16,714,763 212.0000



North Slope Borough School District  
Special Education - Instruction  
Operating Budget FY25  
Function 200

| Account             | LOC | FUNC | FUNC2 | OBJ | Description             | Budget     |
|---------------------|-----|------|-------|-----|-------------------------|------------|
| 100.400.200.000.315 | 400 | 200  | 200   | 315 | TEACHERS                | 365,719.57 |
| 100.410.200.000.315 | 410 | 200  | 200   | 315 | TEACHERS                | 321,765.63 |
| 100.420.200.000.315 | 420 | 200  | 200   | 315 | TEACHERS                | 255,215.05 |
| 100.430.200.000.315 | 430 | 200  | 200   | 315 | TEACHERS                | 89,618.25  |
| 100.440.200.000.315 | 440 | 200  | 200   | 315 | TEACHERS                | 190,995.05 |
| 100.450.200.000.315 | 450 | 200  | 200   | 315 | TEACHERS                | 94,173.05  |
| 100.460.200.000.315 | 460 | 200  | 200   | 315 | TEACHERS                | 108,299.00 |
| 100.470.200.000.315 | 470 | 200  | 200   | 315 | TEACHERS                | 137,531.05 |
| 100.480.200.000.315 | 480 | 200  | 200   | 315 | TEACHERS                | 96,847.75  |
| 100.490.200.000.315 | 490 | 200  | 200   | 315 | TEACHERS                | 114,154.64 |
| 100.499.200.000.315 | 499 | 200  | 200   | 315 | TEACHERS                | 45,700.96  |
| 100.400.200.000.323 | 400 | 200  | 200   | 323 | AIDES                   | 572,473.72 |
| 100.410.200.000.323 | 410 | 200  | 200   | 323 | AIDES                   | 108,669.47 |
| 100.420.200.000.323 | 420 | 200  | 200   | 323 | AIDES                   | 186,431.63 |
| 100.430.200.000.323 | 430 | 200  | 200   | 323 | AIDES                   | 61,740.76  |
| 100.440.200.000.323 | 440 | 200  | 200   | 323 | AIDES                   | 226,936.69 |
| 100.450.200.000.323 | 450 | 200  | 200   | 323 | AIDES                   | 67,126.96  |
| 100.460.200.000.323 | 460 | 200  | 200   | 323 | AIDES                   | 29,223.00  |
| 100.470.200.000.323 | 470 | 200  | 200   | 323 | AIDES                   | 81,093.83  |
| 100.480.200.000.323 | 480 | 200  | 200   | 323 | AIDES                   | 62,729.18  |
| 100.490.200.000.323 | 490 | 200  | 200   | 323 | AIDES                   | 44,874.76  |
| 100.400.200.000.361 | 400 | 200  | 200   | 361 | INSURANCE LIFE & HEALTH | 233,891.25 |
| 100.410.200.000.361 | 410 | 200  | 200   | 361 | INSURANCE LIFE & HEALTH | 108,106.68 |
| 100.420.200.000.361 | 420 | 200  | 200   | 361 | INSURANCE LIFE & HEALTH | 110,962.92 |
| 100.430.200.000.361 | 430 | 200  | 200   | 361 | INSURANCE LIFE & HEALTH | 77,111.32  |
| 100.440.200.000.361 | 440 | 200  | 200   | 361 | INSURANCE LIFE & HEALTH | 104,355.92 |
| 100.450.200.000.361 | 450 | 200  | 200   | 361 | INSURANCE LIFE & HEALTH | 20,580.00  |
| 100.460.200.000.361 | 460 | 200  | 200   | 361 | INSURANCE LIFE & HEALTH | 17,580.00  |
| 100.470.200.000.361 | 470 | 200  | 200   | 361 | INSURANCE LIFE & HEALTH | 89,162.80  |
| 100.480.200.000.361 | 480 | 200  | 200   | 361 | INSURANCE LIFE & HEALTH | 67,121.80  |
| 100.490.200.000.361 | 490 | 200  | 200   | 361 | INSURANCE LIFE & HEALTH | 6,240.00   |
| 100.499.200.000.361 | 499 | 200  | 200   | 361 | INSURANCE LIFE & HEALTH | 7,290.00   |
| 100.400.200.000.362 | 400 | 200  | 200   | 362 | UNEMPLOYMENT INSURANCE  | 1,669.26   |
| 100.410.200.000.362 | 410 | 200  | 200   | 362 | UNEMPLOYMENT INSURANCE  | 805.71     |
| 100.420.200.000.362 | 420 | 200  | 200   | 362 | UNEMPLOYMENT INSURANCE  | 805.48     |
| 100.430.200.000.362 | 430 | 200  | 200   | 362 | UNEMPLOYMENT INSURANCE  | 268.70     |
| 100.440.200.000.362 | 440 | 200  | 200   | 362 | UNEMPLOYMENT INSURANCE  | 758.41     |
| 100.450.200.000.362 | 450 | 200  | 200   | 362 | UNEMPLOYMENT INSURANCE  | 304.06     |
| 100.460.200.000.362 | 460 | 200  | 200   | 362 | UNEMPLOYMENT INSURANCE  | 254.29     |
| 100.470.200.000.362 | 470 | 200  | 200   | 362 | UNEMPLOYMENT INSURANCE  | 430.87     |
| 100.480.200.000.362 | 480 | 200  | 200   | 362 | UNEMPLOYMENT INSURANCE  | 284.44     |
| 100.490.200.000.362 | 490 | 200  | 200   | 362 | UNEMPLOYMENT INSURANCE  | 427.71     |

North Slope Borough School District  
Special Education - Instruction  
Operating Budget FY25  
Function 200

| Account             | LOC | FUNC | FUNC2 | OBJ | Description              | Budget     |
|---------------------|-----|------|-------|-----|--------------------------|------------|
| 100.499.200.000.362 | 499 | 200  | 200   | 362 | UNEMPLOYMENT INSURANCE   | 77.00      |
| 100.400.200.000.363 | 400 | 200  | 200   | 363 | WORKERS' COMPENSATION    | 21,390.63  |
| 100.410.200.000.363 | 410 | 200  | 200   | 363 | WORKERS' COMPENSATION    | 9,813.86   |
| 100.420.200.000.363 | 420 | 200  | 200   | 363 | WORKERS' COMPENSATION    | 10,069.54  |
| 100.430.200.000.363 | 430 | 200  | 200   | 363 | WORKERS' COMPENSATION    | 3,450.96   |
| 100.440.200.000.363 | 440 | 200  | 200   | 363 | WORKERS' COMPENSATION    | 9,528.97   |
| 100.450.200.000.363 | 450 | 200  | 200   | 363 | WORKERS' COMPENSATION    | 3,677.66   |
| 100.460.200.000.363 | 460 | 200  | 200   | 363 | WORKERS' COMPENSATION    | 3,135.52   |
| 100.470.200.000.363 | 470 | 200  | 200   | 363 | WORKERS' COMPENSATION    | 4,984.68   |
| 100.480.200.000.363 | 480 | 200  | 200   | 363 | WORKERS' COMPENSATION    | 3,638.34   |
| 100.490.200.000.363 | 490 | 200  | 200   | 363 | WORKERS' COMPENSATION    | 3,625.87   |
| 100.499.200.000.363 | 499 | 200  | 200   | 363 | WORKERS' COMPENSATION    | 1,041.96   |
| 100.400.200.000.364 | 400 | 200  | 200   | 364 | FICA CONTRIBUTION        | 47,962.86  |
| 100.410.200.000.364 | 410 | 200  | 200   | 364 | FICA CONTRIBUTION        | 12,578.61  |
| 100.420.200.000.364 | 420 | 200  | 200   | 364 | FICA CONTRIBUTION        | 17,623.32  |
| 100.430.200.000.364 | 430 | 200  | 200   | 364 | FICA CONTRIBUTION        | 5,796.42   |
| 100.440.200.000.364 | 440 | 200  | 200   | 364 | FICA CONTRIBUTION        | 19,773.81  |
| 100.450.200.000.364 | 450 | 200  | 200   | 364 | FICA CONTRIBUTION        | 6,471.10   |
| 100.460.200.000.364 | 460 | 200  | 200   | 364 | FICA CONTRIBUTION        | 3,782.99   |
| 100.470.200.000.364 | 470 | 200  | 200   | 364 | FICA CONTRIBUTION        | 7,862.83   |
| 100.480.200.000.364 | 480 | 200  | 200   | 364 | FICA CONTRIBUTION        | 5,947.01   |
| 100.490.200.000.364 | 490 | 200  | 200   | 364 | FICA CONTRIBUTION        | 5,088.82   |
| 100.499.200.000.364 | 499 | 200  | 200   | 364 | FICA CONTRIBUTION        | 622.16     |
| 100.400.200.000.365 | 400 | 200  | 200   | 365 | TEACHERS' RETIREMENT TRS | 45,664.79  |
| 100.410.200.000.365 | 410 | 200  | 200   | 365 | TEACHERS' RETIREMENT TRS | 38,906.51  |
| 100.420.200.000.365 | 420 | 200  | 200   | 365 | TEACHERS' RETIREMENT TRS | 31,785.35  |
| 100.430.200.000.365 | 430 | 200  | 200   | 365 | TEACHERS' RETIREMENT TRS | 10,690.81  |
| 100.440.200.000.365 | 440 | 200  | 200   | 365 | TEACHERS' RETIREMENT TRS | 22,858.56  |
| 100.450.200.000.365 | 450 | 200  | 200   | 365 | TEACHERS' RETIREMENT TRS | 11,262.96  |
| 100.460.200.000.365 | 460 | 200  | 200   | 365 | TEACHERS' RETIREMENT TRS | 13,037.15  |
| 100.470.200.000.365 | 470 | 200  | 200   | 365 | TEACHERS' RETIREMENT TRS | 15,856.88  |
| 100.480.200.000.365 | 480 | 200  | 200   | 365 | TEACHERS' RETIREMENT TRS | 11,320.80  |
| 100.490.200.000.365 | 490 | 200  | 200   | 365 | TEACHERS' RETIREMENT TRS | 14,337.82  |
| 100.499.200.000.365 | 499 | 200  | 200   | 365 | TEACHERS' RETIREMENT TRS | 6,063.12   |
| 100.400.200.000.366 | 400 | 200  | 200   | 366 | PUBLIC EMPLOYEE RET PERS | 125,942.91 |
| 100.410.200.000.366 | 410 | 200  | 200   | 366 | PUBLIC EMPLOYEE RET PERS | 23,907.36  |
| 100.420.200.000.366 | 420 | 200  | 200   | 366 | PUBLIC EMPLOYEE RET PERS | 41,015.05  |
| 100.430.200.000.366 | 430 | 200  | 200   | 366 | PUBLIC EMPLOYEE RET PERS | 13,583.16  |
| 100.440.200.000.366 | 440 | 200  | 200   | 366 | PUBLIC EMPLOYEE RET PERS | 49,926.35  |
| 100.450.200.000.366 | 450 | 200  | 200   | 366 | PUBLIC EMPLOYEE RET PERS | 14,767.93  |
| 100.460.200.000.366 | 460 | 200  | 200   | 366 | PUBLIC EMPLOYEE RET PERS | 6,429.06   |
| 100.470.200.000.366 | 470 | 200  | 200   | 366 | PUBLIC EMPLOYEE RET PERS | 17,840.73  |

North Slope Borough School District  
Special Education - Instruction  
Operating Budget FY25  
Function 200

| Account             | LOC | FUNC | FUNC2 | OBJ | Description              | Budget       |
|---------------------|-----|------|-------|-----|--------------------------|--------------|
| 100.480.200.000.366 | 480 | 200  | 200   | 366 | PUBLIC EMPLOYEE RET PERS | 13,800.51    |
| 100.490.200.000.366 | 490 | 200  | 200   | 366 | PUBLIC EMPLOYEE RET PERS | 10,292.62    |
| 100.000.200.000.395 | 000 | 200  | 200   | 395 | TRS ON-BEHALF            | 283,778.05   |
| 100.000.200.000.396 | 000 | 200  | 200   | 396 | PERS ON-BEHALF           | 68,624.98    |
| 100.200.200.000.410 | 200 | 200  | 200   | 410 | PROFESSIONAL & TECHNICAL | 3,000.00     |
| 100.200.200.000.420 | 200 | 200  | 200   | 420 | STAFF TRAVEL             | 4,000.00     |
| 100.200.200.000.425 | 200 | 200  | 200   | 425 | STUDENT TRAVEL           | 2,000.00     |
| 100.200.200.000.450 | 200 | 200  | 200   | 450 | SUPPLIES/MATERIALS/MEDIA | 4,000.00     |
| Total Expenditure   |     |      |       |     |                          | 5,222,370.00 |

**North Slope Borough School District  
Special Education - Instruction  
Operating Budget FY25  
Function 200**

| Description              | Classification      | Budget Type  | Amount    | FTE    | Fund | Location | Function | Program | Object |
|--------------------------|---------------------|--------------|-----------|--------|------|----------|----------|---------|--------|
| Intensive SPED Aide      | Classified          | Position     | \$49,235  | 1.0000 | 100  | 400      | 200      | 0       | 323    |
| SPED ECE Teacher         | Certified Non-Admin | Position     | \$99,425  | 1.0000 | 100  | 400      | 200      | 0       | 315    |
| SPED Teacher             | Certified Non-Admin | Position     | \$96,697  | 1.0000 | 100  | 400      | 200      | 0       | 315    |
| Intensive SPED Aide      | Classified          | Position     | \$31,859  | 1.0000 | 100  | 400      | 200      | 0       | 323    |
| Para SPED                | Classified          | Position     | \$40,482  | 1.0000 | 100  | 400      | 200      | 0       | 323    |
| SPED Teacher             | Classified          | Position     | \$78,017  | 1.0000 | 100  | 400      | 200      | 0       | 315    |
| In-Service Pay           | Classified          | Supplemental | \$1,909   | 0.0000 | 100  | 400      | 200      | 0       | 315    |
| Speech Para              | Classified          | Position     | \$35,440  | 1.0000 | 100  | 400      | 200      | 0       | 323    |
| Para SPED                | Classified          | Position     | \$31,859  | 1.0000 | 100  | 400      | 200      | 0       | 323    |
| SPED Teacher             | Certified Non-Admin | Position     | \$87,525  | 1.0000 | 100  | 400      | 200      | 0       | 315    |
| In-Service Pay           | Certified Non-Admin | Supplemental | \$2,148   | 0.0000 | 100  | 400      | 200      | 0       | 315    |
| Para SPED                | Classified          | Position     | \$30,870  | 1.0000 | 100  | 400      | 200      | 0       | 323    |
| Para SPED                | Classified          | Position     | \$34,763  | 1.0000 | 100  | 400      | 200      | 0       | 323    |
| Intensive SPED Aide      | Classified          | Position     | \$29,810  | 1.0000 | 100  | 400      | 200      | 0       | 323    |
| Intensive SPED Aide      | Classified          | Position     | \$33,033  | 1.0000 | 100  | 400      | 200      | 0       | 323    |
| Intensive SPED Aide      | Classified          | Position     | \$35,440  | 1.0000 | 100  | 400      | 200      | 0       | 323    |
| Speech Para              | Classified          | Position     | \$34,208  | 1.0000 | 100  | 400      | 200      | 0       | 323    |
| Intensive SPED Aide      | Classified          | Position     | \$35,440  | 1.0000 | 100  | 400      | 200      | 0       | 323    |
| Intensive SPED Aide      | Classified          | Position     | \$56,455  | 1.0000 | 100  | 400      | 200      | 0       | 323    |
| Para SPED                | Classified          | Position     | \$33,033  | 1.0000 | 100  | 400      | 200      | 0       | 323    |
| Para SPED                | Classified          | Position     | \$30,269  | 1.0000 | 100  | 400      | 200      | 0       | 323    |
| Para SPED                | Classified          | Position     | \$30,269  | 1.0000 | 100  | 400      | 200      | 0       | 323    |
| Soc Stud/Hist Teacher    | Certified Non-Admin | Position     | \$74,821  | 1.0000 | 100  | 410      | 200      | 0       | 315    |
| In-Service Pay           | Certified Non-Admin | Supplemental | \$1,462   | 0.0000 | 100  | 410      | 200      | 0       | 315    |
| SPED Teacher             | Certified Non-Admin | Position     | \$85,337  | 1.0000 | 100  | 410      | 200      | 0       | 315    |
| Para SPED                | Classified          | Position     | \$43,247  | 1.0000 | 100  | 410      | 200      | 0       | 323    |
| Intensive SPED Aide      | Classified          | Position     | \$33,033  | 1.0000 | 100  | 410      | 200      | 0       | 323    |
| SPED Teacher             | Certified Non-Admin | Position     | \$103,799 | 1.0000 | 100  | 410      | 200      | 0       | 315    |
| Residential Stipend      | Certified Non-Admin | Supplemental | \$12,000  | 0.0000 | 100  | 410      | 200      | 0       | 315    |
| Intensive SPED Aide      | Classified          | Position     | \$32,389  | 1.0000 | 100  | 410      | 200      | 0       | 323    |
| SPED Teacher             | Certified Non-Admin | Position     | \$44,346  | 1.0000 | 100  | 410      | 200      | 0       | 315    |
| Intensive SPED Aide      | Classified          | Position     | \$52,702  | 1.0000 | 100  | 420      | 200      | 0       | 323    |
| SPED Teacher             | Certified Non-Admin | Position     | \$87,525  | 1.0000 | 100  | 420      | 200      | 0       | 315    |
| Intensive SPED Aide      | Classified          | Position     | \$34,208  | 1.0000 | 100  | 420      | 200      | 0       | 323    |
| Intensive SPED Aide      | Classified          | Position     | \$35,440  | 1.0000 | 100  | 420      | 200      | 0       | 323    |
| SPED Teacher             | Certified Non-Admin | Position     | \$87,525  | 1.0000 | 100  | 420      | 200      | 0       | 315    |
| In-Service Pay           | Certified Non-Admin | Supplemental | \$2,148   | 0.0000 | 100  | 420      | 200      | 0       | 315    |
| SPED Teacher             | Certified Non-Admin | Position     | \$78,017  | 1.0000 | 100  | 420      | 200      | 0       | 315    |
| Intensive SPED Aide      | Classified          | Position     | \$31,229  | 1.0000 | 100  | 420      | 200      | 0       | 323    |
| Intensive SPED Aide      | Classified          | Position     | \$32,853  | 1.0000 | 100  | 420      | 200      | 0       | 323    |
| SPED Teacher             | Certified Non-Admin | Position     | \$83,149  | 1.0000 | 100  | 430      | 200      | 0       | 315    |
| In-Service Pay           | Certified Non-Admin | Supplemental | \$1,969   | 0.0000 | 100  | 430      | 200      | 0       | 315    |
| Rural Stipend - Teachers | Certified Non-Admin | Supplemental | \$4,500   | 0.0000 | 100  | 430      | 200      | 0       | 315    |
| Intensive SPED Aide      | Classified          | Position     | \$30,870  | 1.0000 | 100  | 430      | 200      | 0       | 323    |
| Para SPED                | Classified          | Position     | \$30,870  | 1.0000 | 100  | 430      | 200      | 0       | 323    |
| SPED Teacher             | Certified Non-Admin | Position     | \$92,322  | 1.0000 | 100  | 440      | 200      | 0       | 315    |
| SPED Teacher             | Certified Non-Admin | Position     | \$87,525  | 1.0000 | 100  | 440      | 200      | 0       | 315    |
| In-Service Pay           | Certified Non-Admin | Supplemental | \$2,148   | 0.0000 | 100  | 440      | 200      | 0       | 315    |
| Rural Stipend - Teachers | Certified Non-Admin | Supplemental | \$4,500   | 0.0000 | 100  | 440      | 200      | 0       | 315    |
| Intensive SPED Aide      | Classified          | Position     | \$33,033  | 1.0000 | 100  | 440      | 200      | 0       | 323    |
| Rural Stipend - Teachers | Certified Non-Admin | Supplemental | \$4,500   | 0.0000 | 100  | 440      | 200      | 0       | 315    |
| Intensive SPED Aide      | Classified          | Position     | \$37,861  | 1.0000 | 100  | 440      | 200      | 0       | 323    |
| Intensive SPED Aide      | Classified          | Position     | \$30,870  | 1.0000 | 100  | 440      | 200      | 0       | 323    |
| Intensive SPED Aide      | Classified          | Position     | \$41,714  | 1.0000 | 100  | 440      | 200      | 0       | 323    |
| Intensive SPED Aide      | Classified          | Position     | \$47,573  | 1.0000 | 100  | 440      | 200      | 0       | 323    |
| Secondary SPED Aide      | Classified          | Position     | \$35,884  | 1.0000 | 100  | 440      | 200      | 0       | 323    |
| SPED Teacher             | Certified Non-Admin | Position     | \$87,525  | 1.0000 | 100  | 450      | 200      | 0       | 315    |
| In-Service Pay           | Certified Non-Admin | Supplemental | \$2,148   | 0.0000 | 100  | 450      | 200      | 0       | 315    |
| Rural Stipend - Teachers | Certified Non-Admin | Supplemental | \$4,500   | 0.0000 | 100  | 450      | 200      | 0       | 315    |
| Intensive SPED Aide      | Classified          | Position     | \$32,389  | 1.0000 | 100  | 450      | 200      | 0       | 323    |

**North Slope Borough School District  
Special Education - Instruction  
Operating Budget FY25  
Function 200**

| Description              | Classification      | Budget Type  | Amount    | FTE    | Fund | Location | Function | Program | Object |
|--------------------------|---------------------|--------------|-----------|--------|------|----------|----------|---------|--------|
| Intensive SPED Aide      | Classified          | Position     | \$34,738  | 1.0000 | 100  | 450      | 200      | 0       | 323    |
| SPED Teacher             | Certified Non-Admin | Position     | \$103,799 | 1.0000 | 100  | 460      | 200      | 0       | 315    |
| Rural Stipend - Teachers | Certified Non-Admin | Supplemental | \$4,500   | 0.0000 | 100  | 460      | 200      | 0       | 315    |
| Para SPED                | Classified          | Position     | \$29,223  | 1.0000 | 100  | 460      | 200      | 0       | 323    |
| K-5th SPED Teacher       | Certified Non-Admin | Position     | \$90,676  | 1.0000 | 100  | 470      | 200      | 0       | 315    |
| In-Service Pay           | Certified Non-Admin | Supplemental | \$2,049   | 0.0000 | 100  | 470      | 200      | 0       | 315    |
| Rural Stipend - Teachers | Certified Non-Admin | Supplemental | \$4,500   | 0.0000 | 100  | 470      | 200      | 0       | 315    |
| In-Service Pay           | Certified Non-Admin | Supplemental | \$2,282   | 0.0000 | 100  | 470      | 200      | 0       | 315    |
| Rural Stipend - Teachers | Certified Non-Admin | Supplemental | \$4,500   | 0.0000 | 100  | 470      | 200      | 0       | 315    |
| Para SPED                | Classified          | Position     | \$31,859  | 1.0000 | 100  | 470      | 200      | 0       | 323    |
| Intensive SPED Aide      | Classified          | Position     | \$49,235  | 1.0000 | 100  | 470      | 200      | 0       | 323    |
| SPED Teacher             | Certified Non-Admin | Position     | \$33,524  | 1.0000 | 100  | 470      | 200      | 0       | 315    |
| SPED Teacher             | Certified Non-Admin | Position     | \$90,134  | 1.0000 | 100  | 480      | 200      | 0       | 315    |
| In-Service Pay           | Certified Non-Admin | Supplemental | \$2,214   | 0.0000 | 100  | 480      | 200      | 0       | 315    |
| Rural Stipend - Teachers | Certified Non-Admin | Supplemental | \$4,500   | 0.0000 | 100  | 480      | 200      | 0       | 315    |
| Intensive SPED Aide      | Classified          | Position     | \$31,859  | 1.0000 | 100  | 480      | 200      | 0       | 323    |
| Para SPED                | Classified          | Position     | \$30,870  | 1.0000 | 100  | 480      | 200      | 0       | 323    |
| Intensive SPED Aide      | Classified          | Position     | \$30,870  | 1.0000 | 100  | 490      | 200      | 0       | 323    |
| Intensive SPED Aide      | Classified          | Position     | \$14,004  | 1.0000 | 100  | 490      | 200      | 0       | 323    |
| SPED Teacher             | Certified Non-Admin | Position     | \$114,155 | 1.0000 | 100  | 490      | 200      | 0       | 315    |
| SPED Teacher             | Certified Non-Admin | Position     | \$43,974  | 0.5000 | 100  | 499      | 200      | 0       | 315    |
| In-Service Pay           | Certified Non-Admin | Supplemental | \$1,727   | 0.0000 | 100  | 499      | 200      | 0       | 315    |

\$3,261,314 61.5000

North Slope Borough School District  
Special Education - Support Services  
Operating Budget FY25  
Function 220

| Account             | LOC | FUNC | FUNC2 | OBJ | Description               | Budget     |
|---------------------|-----|------|-------|-----|---------------------------|------------|
| 100.200.220.000.314 | 200 | 220  | 220   | 314 | CERT DIR/COOR/MANAGER     | 149,700.00 |
| 100.200.220.000.324 | 200 | 220  | 220   | 324 | SUPPORT STAFF             | 71,740.00  |
| 100.200.220.000.361 | 200 | 220  | 220   | 361 | INSURANCE LIFE & HEALTH   | 65,987.68  |
| 100.200.220.000.362 | 200 | 220  | 220   | 362 | UNEMPLOYMENT INSURANCE    | 395.08     |
| 100.200.220.000.363 | 200 | 220  | 220   | 363 | WORKERS' COMPENSATION     | 5,049.79   |
| 100.200.220.000.364 | 200 | 220  | 220   | 364 | FICA CONTRIBUTION         | 7,434.54   |
| 100.200.220.000.365 | 200 | 220  | 220   | 365 | TEACHERS' RETIREMENT TRS  | 18,807.36  |
| 100.200.220.000.366 | 200 | 220  | 220   | 366 | PUBLIC EMPLOYEE RET PERS  | 15,783.03  |
| 100.000.220.000.395 | 000 | 220  | 220   | 395 | TRS ON-BEHALF             | 24,003.36  |
| 100.000.220.000.396 | 000 | 220  | 220   | 396 | PERS ON-BEHALF            | 3,959.16   |
| 100.200.220.000.410 | 200 | 220  | 220   | 410 | PROFESSIONAL & TECHNICAL  | 80,000.00  |
| 100.200.220.000.420 | 200 | 220  | 220   | 420 | STAFF TRAVEL              | 4,700.00   |
| 100.200.220.000.433 | 200 | 220  | 220   | 433 | COMMUNICATIONS/PHONE/POST | 1,200.00   |
| 100.200.220.000.441 | 200 | 220  | 220   | 441 | RENTALS                   | 5,500.00   |
| 100.200.220.000.450 | 200 | 220  | 220   | 450 | SUPPLIES/MATERIALS/MEDIA  | 12,000.00  |
| 100.200.220.000.458 | 200 | 220  | 220   | 458 | GAS & OIL                 | 1,000.00   |
| Total Expenditure   |     |      |       |     |                           | 467,260.00 |

**North Slope Borough School District**  
**Special Education - Support Services**  
**Operating Budget FY25**  
**Function 220**

| Description                                | Classification  | Budget Type | Amount    | FTE    | Fund | Location | Function | Program | Object |
|--|-----------------|-------------|-----------|--------|------|----------|----------|---------|--------|
| Administrative Assistant/Program Assistant | Classified      | Position    | \$71,741  | 1.0000 | 100  | 200      | 220      | 0       | 324    |
| Director of Student Services               | Certified Admin | Position    | \$149,740 | 1.0000 | 100  | 200      | 220      | 0       | 314    |
|  |                 |             | \$221,481 | 2.0000 |      |          |          |         |        |

North Slope Borough School District  
Support Services  
Operating Budget FY25  
Function 300 320

| Account             | LOC | FUNC | FUNC2 | OBJ | Description             | Budget       |
|---------------------|-----|------|-------|-----|-------------------------|--------------|
| 100.200.300.000.314 | 200 | 300  | 300   | 314 | CERT DIR/COOR/MANAGER   | \$116,094.00 |
| 100.400.320.000.318 | 400 | 320  | 300   | 318 | CERTIFIED SPECIALISTS   | \$146,156.00 |
| 100.410.320.000.318 | 410 | 320  | 300   | 318 | CERTIFIED SPECIALISTS   | \$87,766.05  |
| 100.420.320.000.318 | 420 | 320  | 300   | 318 | CERTIFIED SPECIALISTS   | \$184,640.55 |
| 100.430.320.000.318 | 430 | 320  | 300   | 318 | CERTIFIED SPECIALISTS   | \$84,932.00  |
| 100.440.320.000.318 | 440 | 320  | 300   | 318 | CERTIFIED SPECIALISTS   | \$101,197.00 |
| 100.450.320.000.318 | 450 | 320  | 300   | 318 | CERTIFIED SPECIALISTS   | \$92,025.00  |
| 100.460.320.000.318 | 460 | 320  | 300   | 318 | CERTIFIED SPECIALISTS   | \$55,288.40  |
| 100.470.320.000.318 | 470 | 320  | 300   | 318 | CERTIFIED SPECIALISTS   | \$103,799.00 |
| 100.480.320.000.318 | 480 | 320  | 300   | 318 | CERTIFIED SPECIALISTS   | \$96,697.00  |
| 100.490.320.000.318 | 490 | 320  | 300   | 318 | CERTIFIED SPECIALISTS   | \$103,631.00 |
| 100.499.320.000.318 | 499 | 320  | 300   | 318 | CERTIFIED SPECIALISTS   | \$90,774.00  |
| 100.400.300.000.322 | 400 | 300  | 300   | 322 | CLASSIFIED SPECIALIST   | \$129,881.00 |
| 100.400.300.000.323 | 400 | 300  | 300   | 323 | AIDES                   | \$147,046.13 |
| 100.410.300.000.323 | 410 | 300  | 300   | 323 | AIDES                   | \$43,247.18  |
| 100.420.300.000.323 | 420 | 300  | 300   | 323 | AIDES                   | \$64,791.98  |
| 100.430.300.000.323 | 430 | 300  | 300   | 323 | AIDES                   | \$69,541.13  |
| 100.440.300.000.323 | 440 | 300  | 300   | 323 | AIDES                   | \$44,536.43  |
| 100.450.300.000.323 | 450 | 300  | 300   | 323 | AIDES                   | \$44,536.43  |
| 100.470.300.000.323 | 470 | 300  | 300   | 323 | AIDES                   | \$64,791.98  |
| 100.480.300.000.323 | 480 | 300  | 300   | 323 | AIDES                   | \$60,865.02  |
| 100.490.300.000.323 | 490 | 300  | 300   | 323 | AIDES                   | \$50,868.08  |
| 100.200.300.000.324 | 200 | 300  | 300   | 324 | SUPPORT STAFF           | \$177,781.64 |
| 100.200.300.000.361 | 200 | 300  | 300   | 361 | INSURANCE LIFE & HEALTH | \$144,772.80 |
| 100.400.300.000.361 | 400 | 300  | 300   | 361 | INSURANCE LIFE & HEALTH | \$124,503.92 |
| 100.400.320.000.361 | 400 | 320  | 300   | 361 | INSURANCE LIFE & HEALTH | \$33,301.20  |
| 100.410.300.000.361 | 410 | 300  | 300   | 361 | INSURANCE LIFE & HEALTH | \$240.00     |
| 100.410.320.000.361 | 410 | 320  | 300   | 361 | INSURANCE LIFE & HEALTH | \$52,165.92  |
| 100.420.300.000.361 | 420 | 300  | 300   | 361 | INSURANCE LIFE & HEALTH | \$27,633.20  |
| 100.420.320.000.361 | 420 | 320  | 300   | 361 | INSURANCE LIFE & HEALTH | \$16,980.00  |
| 100.430.300.000.361 | 430 | 300  | 300   | 361 | INSURANCE LIFE & HEALTH | \$26,513.55  |
| 100.430.320.000.361 | 430 | 320  | 300   | 361 | INSURANCE LIFE & HEALTH | \$33,159.72  |
| 100.440.300.000.361 | 440 | 300  | 300   | 361 | INSURANCE LIFE & HEALTH | \$43,711.60  |
| 100.440.320.000.361 | 440 | 320  | 300   | 361 | INSURANCE LIFE & HEALTH | \$30,301.20  |
| 100.450.300.000.361 | 450 | 300  | 300   | 361 | INSURANCE LIFE & HEALTH | \$58,202.20  |
| 100.450.320.000.361 | 450 | 320  | 300   | 361 | INSURANCE LIFE & HEALTH | \$288.00     |
| 100.460.320.000.361 | 460 | 320  | 300   | 361 | INSURANCE LIFE & HEALTH | \$3,000.00   |
| 100.470.300.000.361 | 470 | 300  | 300   | 361 | INSURANCE LIFE & HEALTH | \$12,150.00  |
| 100.470.320.000.361 | 470 | 320  | 300   | 361 | INSURANCE LIFE & HEALTH | \$3,000.00   |
| 100.480.300.000.361 | 480 | 300  | 300   | 361 | INSURANCE LIFE & HEALTH | \$43,951.60  |
| 100.480.320.000.361 | 480 | 320  | 300   | 361 | INSURANCE LIFE & HEALTH | \$14,580.00  |
| 100.490.300.000.361 | 490 | 300  | 300   | 361 | INSURANCE LIFE & HEALTH | \$25,251.00  |
| 100.490.320.000.361 | 490 | 320  | 300   | 361 | INSURANCE LIFE & HEALTH | \$288.00     |



North Slope Borough School District  
Support Services  
Operating Budget FY25  
Function 300 320

| Account             | LOC | FUNC | FUNC2 | OBJ | Description             | Budget      |
|---------------------|-----|------|-------|-----|-------------------------|-------------|
| 100.499.320.000.361 | 499 | 320  | 300   | 361 | INSURANCE LIFE & HEALTH | \$56,825.08 |
| 100.200.300.000.362 | 200 | 300  | 300   | 362 | UNEMPLOYMENT INSURANCE  | \$522.36    |
| 100.400.300.000.362 | 400 | 300  | 300   | 362 | UNEMPLOYMENT INSURANCE  | \$404.43    |
| 100.400.320.000.362 | 400 | 320  | 300   | 362 | UNEMPLOYMENT INSURANCE  | \$343.31    |
| 100.410.300.000.362 | 410 | 300  | 300   | 362 | UNEMPLOYMENT INSURANCE  | \$79.64     |
| 100.410.320.000.362 | 410 | 320  | 300   | 362 | UNEMPLOYMENT INSURANCE  | \$154.92    |
| 100.420.300.000.362 | 420 | 300  | 300   | 362 | UNEMPLOYMENT INSURANCE  | \$116.90    |
| 100.420.320.000.362 | 420 | 320  | 300   | 362 | UNEMPLOYMENT INSURANCE  | \$445.69    |
| 100.430.300.000.362 | 430 | 300  | 300   | 362 | UNEMPLOYMENT INSURANCE  | \$125.56    |
| 100.430.320.000.362 | 430 | 320  | 300   | 362 | UNEMPLOYMENT INSURANCE  | \$151.60    |
| 100.440.300.000.362 | 440 | 300  | 300   | 362 | UNEMPLOYMENT INSURANCE  | \$77.69     |
| 100.440.320.000.362 | 440 | 320  | 300   | 362 | UNEMPLOYMENT INSURANCE  | \$181.56    |
| 100.450.300.000.362 | 450 | 300  | 300   | 362 | UNEMPLOYMENT INSURANCE  | \$75.33     |
| 100.450.320.000.362 | 450 | 320  | 300   | 362 | UNEMPLOYMENT INSURANCE  | \$170.04    |
| 100.460.320.000.362 | 460 | 320  | 300   | 362 | UNEMPLOYMENT INSURANCE  | \$165.87    |
| 100.470.300.000.362 | 470 | 300  | 300   | 362 | UNEMPLOYMENT INSURANCE  | \$117.90    |
| 100.470.320.000.362 | 470 | 320  | 300   | 362 | UNEMPLOYMENT INSURANCE  | \$311.40    |
| 100.480.300.000.362 | 480 | 300  | 300   | 362 | UNEMPLOYMENT INSURANCE  | \$107.11    |
| 100.480.320.000.362 | 480 | 320  | 300   | 362 | UNEMPLOYMENT INSURANCE  | \$174.56    |
| 100.490.300.000.362 | 490 | 300  | 300   | 362 | UNEMPLOYMENT INSURANCE  | \$89.59     |
| 100.490.320.000.362 | 490 | 320  | 300   | 362 | UNEMPLOYMENT INSURANCE  | \$157.70    |
| 100.499.320.000.362 | 499 | 320  | 300   | 362 | UNEMPLOYMENT INSURANCE  | \$155.17    |
| 100.200.300.000.363 | 200 | 300  | 300   | 363 | WORKERS' COMPENSATION   | \$6,700.44  |
| 100.400.300.000.363 | 400 | 300  | 300   | 363 | WORKERS' COMPENSATION   | \$6,313.87  |
| 100.400.320.000.363 | 400 | 320  | 300   | 363 | WORKERS' COMPENSATION   | \$3,332.38  |
| 100.410.300.000.363 | 410 | 300  | 300   | 363 | WORKERS' COMPENSATION   | \$985.94    |
| 100.410.320.000.363 | 410 | 320  | 300   | 363 | WORKERS' COMPENSATION   | \$2,001.00  |
| 100.420.300.000.363 | 420 | 300  | 300   | 363 | WORKERS' COMPENSATION   | \$1,477.20  |
| 100.420.320.000.363 | 420 | 320  | 300   | 363 | WORKERS' COMPENSATION   | \$4,209.86  |
| 100.430.300.000.363 | 430 | 300  | 300   | 363 | WORKERS' COMPENSATION   | \$1,585.48  |
| 100.430.320.000.363 | 430 | 320  | 300   | 363 | WORKERS' COMPENSATION   | \$1,936.47  |
| 100.440.300.000.363 | 440 | 300  | 300   | 363 | WORKERS' COMPENSATION   | \$1,015.36  |
| 100.440.320.000.363 | 440 | 320  | 300   | 363 | WORKERS' COMPENSATION   | \$2,307.25  |
| 100.450.300.000.363 | 450 | 300  | 300   | 363 | WORKERS' COMPENSATION   | \$1,015.36  |
| 100.450.320.000.363 | 450 | 320  | 300   | 363 | WORKERS' COMPENSATION   | \$2,098.20  |
| 100.460.320.000.363 | 460 | 320  | 300   | 363 | WORKERS' COMPENSATION   | \$1,260.58  |
| 100.470.300.000.363 | 470 | 300  | 300   | 363 | WORKERS' COMPENSATION   | \$1,477.20  |
| 100.470.320.000.363 | 470 | 320  | 300   | 363 | WORKERS' COMPENSATION   | \$2,366.62  |
| 100.480.300.000.363 | 480 | 300  | 300   | 363 | WORKERS' COMPENSATION   | \$1,387.62  |
| 100.480.320.000.363 | 480 | 320  | 300   | 363 | WORKERS' COMPENSATION   | \$2,204.65  |
| 100.490.300.000.363 | 490 | 300  | 300   | 363 | WORKERS' COMPENSATION   | \$1,159.75  |
| 100.490.320.000.363 | 490 | 320  | 300   | 363 | WORKERS' COMPENSATION   | \$2,362.80  |
| 100.499.320.000.363 | 499 | 320  | 300   | 363 | WORKERS' COMPENSATION   | \$2,069.68  |

North Slope Borough School District  
Support Services  
Operating Budget FY25  
Function 300 320

| Account             | LOC | FUNC | FUNC2 | OBJ | Description              | Budget      |
|---------------------|-----|------|-------|-----|--------------------------|-------------|
| 100.200.300.000.364 | 200 | 300  | 300   | 364 | FICA CONTRIBUTION        | \$14,802.90 |
| 100.400.300.000.364 | 400 | 300  | 300   | 364 | FICA CONTRIBUTION        | \$20,531.52 |
| 100.400.320.000.364 | 400 | 320  | 300   | 364 | FICA CONTRIBUTION        | \$2,080.46  |
| 100.410.300.000.364 | 410 | 300  | 300   | 364 | FICA CONTRIBUTION        | \$3,309.31  |
| 100.410.320.000.364 | 410 | 320  | 300   | 364 | FICA CONTRIBUTION        | \$1,224.84  |
| 100.420.300.000.364 | 420 | 300  | 300   | 364 | FICA CONTRIBUTION        | \$4,835.69  |
| 100.420.320.000.364 | 420 | 320  | 300   | 364 | FICA CONTRIBUTION        | \$2,675.08  |
| 100.430.300.000.364 | 430 | 300  | 300   | 364 | FICA CONTRIBUTION        | \$5,162.10  |
| 100.430.320.000.364 | 430 | 320  | 300   | 364 | FICA CONTRIBUTION        | \$1,197.66  |
| 100.440.300.000.364 | 440 | 300  | 300   | 364 | FICA CONTRIBUTION        | \$3,217.04  |
| 100.440.320.000.364 | 440 | 320  | 300   | 364 | FICA CONTRIBUTION        | \$1,435.06  |
| 100.450.300.000.364 | 450 | 300  | 300   | 364 | FICA CONTRIBUTION        | \$3,152.87  |
| 100.450.320.000.364 | 450 | 320  | 300   | 364 | FICA CONTRIBUTION        | \$1,334.92  |
| 100.460.320.000.364 | 460 | 320  | 300   | 364 | FICA CONTRIBUTION        | \$801.68    |
| 100.470.300.000.364 | 470 | 300  | 300   | 364 | FICA CONTRIBUTION        | \$4,873.98  |
| 100.470.320.000.364 | 470 | 320  | 300   | 364 | FICA CONTRIBUTION        | \$1,505.09  |
| 100.480.300.000.364 | 480 | 300  | 300   | 364 | FICA CONTRIBUTION        | \$4,465.99  |
| 100.480.320.000.364 | 480 | 320  | 300   | 364 | FICA CONTRIBUTION        | \$1,377.20  |
| 100.490.300.000.364 | 490 | 300  | 300   | 364 | FICA CONTRIBUTION        | \$3,739.88  |
| 100.490.320.000.364 | 490 | 320  | 300   | 364 | FICA CONTRIBUTION        | \$1,507.11  |
| 100.499.320.000.364 | 499 | 320  | 300   | 364 | FICA CONTRIBUTION        | \$1,265.34  |
| 100.200.300.000.365 | 200 | 300  | 300   | 365 | TEACHERS' RETIREMENT TRS | \$14,581.44 |
| 100.400.320.000.365 | 400 | 320  | 300   | 365 | TEACHERS' RETIREMENT TRS | \$16,849.97 |
| 100.410.320.000.365 | 410 | 320  | 300   | 365 | TEACHERS' RETIREMENT TRS | \$11,023.45 |
| 100.420.320.000.365 | 420 | 320  | 300   | 365 | TEACHERS' RETIREMENT TRS | \$23,191.24 |
| 100.430.320.000.365 | 430 | 320  | 300   | 365 | TEACHERS' RETIREMENT TRS | \$10,102.31 |
| 100.440.320.000.365 | 440 | 320  | 300   | 365 | TEACHERS' RETIREMENT TRS | \$12,145.09 |
| 100.450.320.000.365 | 450 | 320  | 300   | 365 | TEACHERS' RETIREMENT TRS | \$10,993.20 |
| 100.460.320.000.365 | 460 | 320  | 300   | 365 | TEACHERS' RETIREMENT TRS | \$6,944.22  |
| 100.470.320.000.365 | 470 | 320  | 300   | 365 | TEACHERS' RETIREMENT TRS | \$13,037.15 |
| 100.480.320.000.365 | 480 | 320  | 300   | 365 | TEACHERS' RETIREMENT TRS | \$12,145.09 |
| 100.490.320.000.365 | 490 | 320  | 300   | 365 | TEACHERS' RETIREMENT TRS | \$13,016.05 |
| 100.499.320.000.365 | 499 | 320  | 300   | 365 | TEACHERS' RETIREMENT TRS | \$9,894.04  |
| 100.200.300.000.366 | 200 | 300  | 300   | 366 | PUBLIC EMPLOYEE RET PERS | \$39,112.34 |
| 100.400.300.000.366 | 400 | 300  | 300   | 366 | PUBLIC EMPLOYEE RET PERS | \$60,693.35 |
| 100.410.300.000.366 | 410 | 300  | 300   | 366 | PUBLIC EMPLOYEE RET PERS | \$9,514.47  |
| 100.420.300.000.366 | 420 | 300  | 300   | 366 | PUBLIC EMPLOYEE RET PERS | \$14,254.33 |
| 100.430.300.000.366 | 430 | 300  | 300   | 366 | PUBLIC EMPLOYEE RET PERS | \$15,299.14 |
| 100.440.300.000.366 | 440 | 300  | 300   | 366 | PUBLIC EMPLOYEE RET PERS | \$10,426.21 |
| 100.450.300.000.366 | 450 | 300  | 300   | 366 | PUBLIC EMPLOYEE RET PERS | \$9,798.11  |
| 100.470.300.000.366 | 470 | 300  | 300   | 366 | PUBLIC EMPLOYEE RET PERS | \$14,254.33 |
| 100.480.300.000.366 | 480 | 300  | 300   | 366 | PUBLIC EMPLOYEE RET PERS | \$13,390.44 |
| 100.490.300.000.366 | 490 | 300  | 300   | 366 | PUBLIC EMPLOYEE RET PERS | \$11,191.06 |

North Slope Borough School District  
 Support Services  
 Operating Budget FY25  
 Function 300 320

| Account             | LOC | FUNC | FUNC2 | OBJ | Description              | Budget         |
|---------------------|-----|------|-------|-----|--------------------------|----------------|
| 100.000.300.000.395 | 000 | 300  | 300   | 395 | TRS ON-BEHALF            | \$18,609.84    |
| 100.000.320.000.395 | 000 | 320  | 300   | 395 | TRS ON-BEHALF            | \$177,117.00   |
| 100.000.300.000.396 | 000 | 300  | 300   | 396 | PERS ON-BEHALF           | \$42,168.38    |
| 100.200.300.000.450 | 200 | 300  | 300   | 450 | SUPPLIES/MATERIALS/MEDIA | \$500.00       |
| Total Expenditures  |     |      |       |     |                          | \$3,639,850.00 |

**North Slope Borough School District  
Support Services  
Operating Budget FY25  
Function 300 320**

| Description                   | Classification      | Budget Type  | Amount    | FTE    | Fund | Location | Function | Program | Object |
|-------------------------------|---------------------|--------------|-----------|--------|------|----------|----------|---------|--------|
| Data Manager                  | Classified          | Position     | \$72,431  | 1.0000 | 100  | 200      | 300      | 0       | 324    |
| Student Records Manager       | Classified          | Position     | \$105,352 | 1.0000 | 100  | 200      | 300      | 0       | 324    |
| Emotional Support Coordinator | Certified Non-Admin | Position     | \$116,094 | 1.0000 | 100  | 200      | 300      | 0       | 314    |
| Duty Aide                     | Classified          | Position     | \$31,859  | 1.0000 | 100  | 400      | 300      | 0       | 323    |
| Nurse                         | Classified          | Position     | \$117,881 | 1.0000 | 100  | 400      | 300      | 0       | 322    |
| Residential Stipend           | Classified          | Supplemental | \$12,000  | 0.0000 | 100  | 400      | 300      | 0       | 322    |
| Home School Facilitator       | Classified          | Position     | \$62,486  | 1.0000 | 100  | 400      | 300      | 0       | 323    |
| Nurse Aide                    | Classified          | Position     | \$52,702  | 1.0000 | 100  | 400      | 300      | 0       | 323    |
| Counselor                     | Certified Non-Admin | Position     | \$67,078  | 1.0000 | 100  | 400      | 320      | 0       | 318    |
| Residential Stipend           | Certified Non-Admin | Supplemental | \$12,000  | 0.0000 | 100  | 400      | 320      | 0       | 318    |
| Counselor                     | Certified Non-Admin | Position     | \$67,078  | 1.0000 | 100  | 400      | 320      | 0       | 318    |
| Home School Facilitator       | Classified          | Position     | \$43,247  | 1.0000 | 100  | 410      | 300      | 0       | 323    |
| Counselor                     | Certified Non-Admin | Position     | \$85,759  | 1.0000 | 100  | 410      | 320      | 0       | 318    |
| In-Service Pay                | Certified Non-Admin | Supplemental | \$2,007   | 0.0000 | 100  | 410      | 320      | 0       | 318    |
| Home School Facilitator       | Classified          | Position     | \$64,792  | 1.0000 | 100  | 420      | 300      | 0       | 323    |
| Counselor                     | Certified Non-Admin | Position     | \$92,322  | 1.0000 | 100  | 420      | 320      | 0       | 318    |
| Home School Facilitator       | Classified          | Position     | \$69,541  | 1.0000 | 100  | 430      | 300      | 0       | 323    |
| Counselor                     | Certified Non-Admin | Position     | \$92,322  | 1.0000 | 100  | 420      | 320      | 0       | 318    |
| Counselor                     | Certified Non-Admin | Position     | \$80,432  | 1.0000 | 100  | 430      | 320      | 0       | 318    |
| Rural Stipend - Teachers      | Certified Non-Admin | Supplemental | \$4,500   | 0.0000 | 100  | 430      | 320      | 0       | 318    |
| Home School Facilitator       | Classified          | Position     | \$44,536  | 1.0000 | 100  | 440      | 300      | 0       | 323    |
| Counselor                     | Certified Non-Admin | Position     | \$96,697  | 1.0000 | 100  | 440      | 320      | 0       | 318    |
| Rural Stipend - Teachers      | Certified Non-Admin | Supplemental | \$4,500   | 0.0000 | 100  | 440      | 320      | 0       | 318    |
| Home School Facilitator       | Classified          | Position     | \$44,536  | 1.0000 | 100  | 450      | 300      | 0       | 323    |
| Counselor                     | Certified Non-Admin | Position     | \$87,525  | 1.0000 | 100  | 450      | 320      | 0       | 318    |
| Rural Stipend - Teachers      | Certified Non-Admin | Supplemental | \$4,500   | 0.0000 | 100  | 450      | 320      | 0       | 318    |
| Counselor                     | Certified Non-Admin | Position     | \$55,288  | 1.0000 | 100  | 460      | 320      | 0       | 318    |
| Home School Facilitator       | Classified          | Position     | \$64,792  | 1.0000 | 100  | 470      | 300      | 0       | 323    |
| Counselor                     | Certified Non-Admin | Position     | \$103,799 | 1.0000 | 100  | 470      | 320      | 0       | 318    |
| Para ECE                      | Classified          | Position     | \$17,618  | 0.5000 | 100  | 480      | 300      | 0       | 323    |
| Home School Facilitator       | Classified          | Position     | \$43,247  | 1.0000 | 100  | 480      | 300      | 0       | 323    |
| Counselor                     | Certified Non-Admin | Position     | \$96,697  | 1.0000 | 100  | 480      | 320      | 0       | 318    |
| Home School Facilitator       | Classified          | Position     | \$50,868  | 1.0000 | 100  | 490      | 300      | 0       | 323    |
| Counselor                     | Certified Non-Admin | Position     | \$96,697  | 1.0000 | 100  | 490      | 320      | 0       | 318    |
| In-Service Pay                | Certified Non-Admin | Supplemental | \$2,434   | 0.0000 | 100  | 490      | 320      | 0       | 318    |
| Rural Stipend - Teachers      | Certified Non-Admin | Supplemental | \$4,500   | 0.0000 | 100  | 490      | 320      | 0       | 318    |
| Counselor                     | Certified Non-Admin | Position     | \$78,774  | 1.0000 | 100  | 499      | 320      | 0       | 318    |
| Residential Stipend           | Certified Non-Admin | Supplemental | \$12,000  | 0.0000 | 100  | 499      | 320      | 0       | 318    |

\$2,160,892 28.5000

North Slope Borough School District  
Support Services - Instruction  
Operating Budget FY25  
Function 350 352 355

| Account             | LOC | FUNC | FUNC2 | OBJ | Description             | Budget     |
|---------------------|-----|------|-------|-----|-------------------------|------------|
| 100.200.350.000.314 | 200 | 350  | 350   | 314 | CERT DIR/COOR/MANAGER   | 773,507.00 |
| 100.200.350.000.318 | 200 | 350  | 350   | 318 | CERTIFIED SPECIALISTS   | 224,538.00 |
| 100.200.350.000.321 | 200 | 350  | 350   | 321 | DIRECTOR/COORD/MANAGER  | 113,536.68 |
| 100.200.355.000.321 | 200 | 355  | 350   | 321 | DIRECTOR/COORD/MANAGER  | 138,724.00 |
| 100.400.352.000.323 | 400 | 352  | 350   | 323 | AIDES                   | 56,454.83  |
| 100.410.352.000.323 | 410 | 352  | 350   | 323 | AIDES                   | 40,482.45  |
| 100.420.352.000.323 | 420 | 352  | 350   | 323 | AIDES                   | 97,510.28  |
| 100.440.352.000.323 | 440 | 352  | 350   | 323 | AIDES                   | 52,701.68  |
| 100.450.352.000.323 | 450 | 352  | 350   | 323 | AIDES                   | 15,435.28  |
| 100.480.352.000.323 | 480 | 352  | 350   | 323 | AIDES                   | 16,763.40  |
| 100.490.352.000.323 | 490 | 352  | 350   | 323 | AIDES                   | 16,991.36  |
| 100.200.355.000.324 | 200 | 355  | 350   | 324 | SUPPORT STAFF           | 436,332.04 |
| 100.200.350.000.361 | 200 | 350  | 350   | 361 | INSURANCE LIFE & HEALTH | 110,250.35 |
| 100.200.355.000.361 | 200 | 355  | 350   | 361 | INSURANCE LIFE & HEALTH | 254,518.96 |
| 100.400.352.000.361 | 400 | 352  | 350   | 361 | INSURANCE LIFE & HEALTH | 27,633.20  |
| 100.410.352.000.361 | 410 | 352  | 350   | 361 | INSURANCE LIFE & HEALTH | 43,711.60  |
| 100.420.352.000.361 | 420 | 352  | 350   | 361 | INSURANCE LIFE & HEALTH | 30,633.20  |
| 100.440.352.000.361 | 440 | 352  | 350   | 361 | INSURANCE LIFE & HEALTH | 43,711.60  |
| 100.450.352.000.361 | 450 | 352  | 350   | 361 | INSURANCE LIFE & HEALTH | 240.00     |
| 100.480.352.000.361 | 480 | 352  | 350   | 361 | INSURANCE LIFE & HEALTH | 252.00     |
| 100.490.352.000.361 | 490 | 352  | 350   | 361 | INSURANCE LIFE & HEALTH | 33,588.00  |
| 100.200.350.000.362 | 200 | 350  | 350   | 362 | UNEMPLOYMENT INSURANCE  | 2,257.56   |
| 100.200.355.000.362 | 200 | 355  | 350   | 362 | UNEMPLOYMENT INSURANCE  | 1,023.77   |
| 100.400.352.000.362 | 400 | 352  | 350   | 362 | UNEMPLOYMENT INSURANCE  | 98.00      |
| 100.410.352.000.362 | 410 | 352  | 350   | 362 | UNEMPLOYMENT INSURANCE  | 69.49      |
| 100.420.352.000.362 | 420 | 352  | 350   | 362 | UNEMPLOYMENT INSURANCE  | 177.55     |
| 100.440.352.000.362 | 440 | 352  | 350   | 362 | UNEMPLOYMENT INSURANCE  | 92.03      |
| 100.450.352.000.362 | 450 | 352  | 350   | 362 | UNEMPLOYMENT INSURANCE  | 28.84      |
| 100.480.352.000.362 | 480 | 352  | 350   | 362 | UNEMPLOYMENT INSURANCE  | 30.76      |
| 100.490.352.000.362 | 490 | 352  | 350   | 362 | UNEMPLOYMENT INSURANCE  | 25.93      |
| 100.200.350.000.363 | 200 | 350  | 350   | 363 | WORKERS' COMPENSATION   | 25,343.98  |
| 100.200.355.000.363 | 200 | 355  | 350   | 363 | WORKERS' COMPENSATION   | 13,111.10  |
| 100.400.352.000.363 | 400 | 352  | 350   | 363 | WORKERS' COMPENSATION   | 1,287.15   |
| 100.410.352.000.363 | 410 | 352  | 350   | 363 | WORKERS' COMPENSATION   | 922.91     |
| 100.420.352.000.363 | 420 | 352  | 350   | 363 | WORKERS' COMPENSATION   | 2,223.19   |
| 100.440.352.000.363 | 440 | 352  | 350   | 363 | WORKERS' COMPENSATION   | 1,201.58   |
| 100.450.352.000.363 | 450 | 352  | 350   | 363 | WORKERS' COMPENSATION   | 352.01     |
| 100.480.352.000.363 | 480 | 352  | 350   | 363 | WORKERS' COMPENSATION   | 382.29     |
| 100.490.352.000.363 | 490 | 352  | 350   | 363 | WORKERS' COMPENSATION   | 387.35     |
| 100.200.350.000.364 | 200 | 350  | 350   | 364 | FICA CONTRIBUTION       | 16,035.90  |
| 100.200.355.000.364 | 200 | 355  | 350   | 364 | FICA CONTRIBUTION       | 42,735.54  |
| 100.400.352.000.364 | 400 | 352  | 350   | 364 | FICA CONTRIBUTION       | 4,191.19   |
| 100.410.352.000.364 | 410 | 352  | 350   | 364 | FICA CONTRIBUTION       | 2,906.66   |

North Slope Borough School District  
Support Services - Instruction  
Operating Budget FY25  
Function 350 352 355

| Account             | LOC | FUNC | FUNC2 | OBJ | Description               | Budget        |
|---------------------|-----|------|-------|-----|---------------------------|---------------|
| 100.420.352.000.364 | 420 | 352  | 350   | 364 | FICA CONTRIBUTION         | 7,316.75      |
| 100.440.352.000.364 | 440 | 352  | 350   | 364 | FICA CONTRIBUTION         | 3,842.05      |
| 100.450.352.000.364 | 450 | 352  | 350   | 364 | FICA CONTRIBUTION         | 1,180.76      |
| 100.480.352.000.364 | 480 | 352  | 350   | 364 | FICA CONTRIBUTION         | 1,282.38      |
| 100.490.352.000.364 | 490 | 352  | 350   | 364 | FICA CONTRIBUTION         | 1,095.94      |
| 100.200.350.000.365 | 200 | 350  | 350   | 365 | TEACHERS' RETIREMENT TRS  | 156,198.38    |
| 100.200.355.000.366 | 200 | 355  | 350   | 366 | PUBLIC EMPLOYEE RET PERS  | 127,122.27    |
| 100.400.352.000.366 | 400 | 352  | 350   | 366 | PUBLIC EMPLOYEE RET PERS  | 12,420.15     |
| 100.410.352.000.366 | 410 | 352  | 350   | 366 | PUBLIC EMPLOYEE RET PERS  | 8,906.14      |
| 100.420.352.000.366 | 420 | 352  | 350   | 366 | PUBLIC EMPLOYEE RET PERS  | 21,452.36     |
| 100.440.352.000.366 | 440 | 352  | 350   | 366 | PUBLIC EMPLOYEE RET PERS  | 11,594.46     |
| 100.450.352.000.366 | 450 | 352  | 350   | 366 | PUBLIC EMPLOYEE RET PERS  | 3,395.79      |
| 100.480.352.000.366 | 480 | 352  | 350   | 366 | PUBLIC EMPLOYEE RET PERS  | 3,687.95      |
| 100.490.352.000.366 | 490 | 352  | 350   | 366 | PUBLIC EMPLOYEE RET PERS  | 3,738.06      |
| 100.000.350.000.395 | 000 | 350  | 350   | 395 | TRS ON-BEHALF             | 200,392.22    |
| 100.000.350.000.396 | 000 | 350  | 350   | 396 | PERS ON-BEHALF            | 3,775.38      |
| 100.000.352.000.396 | 000 | 352  | 350   | 396 | PERS ON-BEHALF            | 14,105.69     |
| 100.000.355.000.396 | 000 | 355  | 350   | 396 | PERS ON-BEHALF            | 27,372.58     |
| 100.200.350.000.410 | 200 | 350  | 350   | 410 | PROFESSIONAL & TECHNICAL  | 30,000.00     |
| 100.200.355.000.410 | 200 | 355  | 350   | 410 | PROFESSIONAL & TECHNICAL  | 192,000.00    |
| 100.200.350.000.420 | 200 | 350  | 350   | 420 | STAFF TRAVEL              | 78,600.00     |
| 100.200.352.000.420 | 200 | 352  | 350   | 420 | STAFF TRAVEL              | 3,000.00      |
| 100.200.355.000.420 | 200 | 355  | 350   | 420 | STAFF TRAVEL              | 75,000.00     |
| 100.200.350.000.433 | 200 | 350  | 350   | 433 | COMMUNICATIONS/PHONE/POST | 4,000.00      |
| 100.200.355.000.433 | 200 | 355  | 350   | 433 | COMMUNICATIONS/PHONE/POST | 50,000.00     |
| 100.250.355.000.433 | 250 | 355  | 350   | 433 | COMMUNICATIONS/PHONE/POST | 11,437,000.00 |
| 100.200.350.000.440 | 200 | 350  | 350   | 440 | OTHER PURCHASED SERVICES  | 68,100.00     |
| 100.200.355.000.440 | 200 | 355  | 350   | 440 | OTHER PURCHASED SERVICES  | 447,000.00    |
| 100.200.350.000.441 | 200 | 350  | 350   | 441 | RENTALS                   | 2,500.00      |
| 100.200.350.000.450 | 200 | 350  | 350   | 450 | SUPPLIES/MATERIALS/MEDIA  | 26,000.00     |
| 100.200.352.000.450 | 200 | 352  | 350   | 450 | SUPPLIES/MATERIALS/MEDIA  | 15,500.00     |
| 100.200.355.000.450 | 200 | 355  | 350   | 450 | SUPPLIES/MATERIALS/MEDIA  | 495,600.00    |
| 100.200.350.000.458 | 200 | 350  | 350   | 458 | GAS & OIL                 | 3,500.00      |
| 100.200.355.000.458 | 200 | 355  | 350   | 458 | GAS & OIL                 | 11,000.00     |
| 100.200.350.000.490 | 200 | 350  | 350   | 490 | OTHER EXPENSES            | 500.00        |
| 100.200.355.000.490 | 200 | 355  | 350   | 490 | OTHER EXPENSES            | 500.00        |
| 100.200.350.000.491 | 200 | 350  | 350   | 491 | DUES & FEES               | 4,000.00      |
| 100.200.355.000.510 | 200 | 355  | 350   | 510 | EQUIPMENT (OVER \$5000)   | 25,000.00     |
| Total Expenditures  |     |      |       |     |                           | 16,220,080.00 |

**North Slope Borough School District**  
**Support Services - Instruction**  
**Operating Budget FY25**  
**Function 350 352 355**

| Description                          | Classification      | Budget Type  | Amount    | FTE    | Fund | Location | Function | Program | Object |
|--------------------------------------|---------------------|--------------|-----------|--------|------|----------|----------|---------|--------|
| Instructional Specialists            | Certified Non-Admin | Position     | \$39,189  | 1.0000 | 100  | 200      | 350      | 0       | 318    |
| Instructional Specialists            | Certified Non-Admin | Position     | \$109,836 | 1.0000 | 100  | 200      | 350      | 0       | 318    |
| Residential Stipend                  | Certified Non-Admin | Supplemental | \$12,000  | 0.0000 | 100  | 200      | 350      | 0       | 318    |
| Elementary Ed Coordinator            | Certified Non-Admin | Position     | \$116,094 | 1.0000 | 100  | 200      | 350      | 0       | 314    |
| Grants Administrator                 | Classified          | Position     | \$113,536 | 1.0000 | 100  | 200      | 350      | 0       | 321    |
| Secondary Ed Coordinator             | Certified Non-Admin | Position     | \$121,537 | 1.0000 | 100  | 200      | 350      | 0       | 314    |
| Interventionist                      | Certified Non-Admin | Position     | \$133,086 | 1.0000 | 100  | 200      | 350      | 0       | 314    |
| Instructional Specialists            | Certified Admin     | Position     | \$63,512  | 1.0000 | 100  | 200      | 350      | 0       | 318    |
| Director of Curriculum & Instruction | Certified Admin     | Position     | \$136,618 | 1.0000 | 100  | 200      | 350      | 0       | 314    |
| Interventionist                      | Certified Non-Admin | Position     | \$133,086 | 1.0000 | 100  | 200      | 350      | 0       | 314    |
| Interventionist                      | Certified Non-Admin | Position     | \$133,086 | 1.0000 | 100  | 200      | 350      | 0       | 314    |
| Wide Area Network III                | Classified          | Position     | \$88,199  | 1.0000 | 100  | 200      | 355      | 0       | 324    |
| Wide Area Network I                  | Classified          | Position     | \$64,760  | 1.0000 | 100  | 200      | 355      | 0       | 324    |
| Wide Area Network II                 | Classified          | Position     | \$76,850  | 1.0000 | 100  | 200      | 355      | 0       | 324    |
| Wide Area Network III                | Classified          | Position     | \$108,518 | 1.0000 | 100  | 200      | 355      | 0       | 324    |
| Wide Area Network II                 | Classified          | Position     | \$98,007  | 1.0000 | 100  | 200      | 355      | 0       | 324    |
| Director of Information Technology   | Classified          | Position     | \$138,724 | 1.0000 | 100  | 200      | 355      | 0       | 321    |
| Para Library                         | Classified          | Position     | \$56,455  | 1.0000 | 100  | 400      | 352      | 0       | 323    |
| Para Library                         | Classified          | Position     | \$40,482  | 1.0000 | 100  | 410      | 352      | 0       | 323    |
| Para Library                         | Classified          | Position     | \$49,235  | 1.0000 | 100  | 420      | 352      | 0       | 323    |
| Para Library                         | Classified          | Position     | \$48,275  | 1.0000 | 100  | 420      | 352      | 0       | 323    |
| Para Library                         | Classified          | Position     | \$52,702  | 1.0000 | 100  | 440      | 352      | 0       | 323    |
| Para Library                         | Classified          | Position     | \$15,435  | 0.5000 | 100  | 450      | 352      | 0       | 323    |
| Para Library                         | Classified          | Position     | \$16,763  | 0.5000 | 100  | 480      | 352      | 0       | 323    |
| Para Library                         | Classified          | Position     | \$16,991  | 0.5000 | 100  | 490      | 352      | 0       | 323    |

\$1,982,976 22.5000

North Slope Borough School District  
School Administration  
Operating Budget FY25  
Function 400

| Account             | LOC | FUN | UNC | OBJ | Description              | Budget     |
|---------------------|-----|-----|-----|-----|--------------------------|------------|
| 100.400.400.000.313 | 400 | 400 | 400 | 313 | PRINCIPAL/ASST PRINCIPAL | 423,679.22 |
| 100.410.400.000.313 | 410 | 400 | 400 | 313 | PRINCIPAL/ASST PRINCIPAL | 268,493.00 |
| 100.420.400.000.313 | 420 | 400 | 400 | 313 | PRINCIPAL/ASST PRINCIPAL | 260,913.00 |
| 100.430.400.000.313 | 430 | 400 | 400 | 313 | PRINCIPAL/ASST PRINCIPAL | 143,589.00 |
| 100.440.400.000.313 | 440 | 400 | 400 | 313 | PRINCIPAL/ASST PRINCIPAL | 313,562.00 |
| 100.450.400.000.313 | 450 | 400 | 400 | 313 | PRINCIPAL/ASST PRINCIPAL | 276,142.00 |
| 100.460.400.000.313 | 460 | 400 | 400 | 313 | PRINCIPAL/ASST PRINCIPAL | 138,534.00 |
| 100.470.400.000.313 | 470 | 400 | 400 | 313 | PRINCIPAL/ASST PRINCIPAL | 286,828.00 |
| 100.480.400.000.313 | 480 | 400 | 400 | 313 | PRINCIPAL/ASST PRINCIPAL | 156,756.00 |
| 100.490.400.000.313 | 490 | 400 | 400 | 313 | PRINCIPAL/ASST PRINCIPAL | 156,756.00 |
| 100.499.400.000.313 | 499 | 400 | 400 | 313 | PRINCIPAL/ASST PRINCIPAL | 66,459.00  |
| 100.400.400.000.361 | 400 | 400 | 400 | 361 | INSURANCE LIFE & HEALTH  | 20,292.00  |
| 100.410.400.000.361 | 410 | 400 | 400 | 361 | INSURANCE LIFE & HEALTH  | 82,755.12  |
| 100.420.400.000.361 | 420 | 400 | 400 | 361 | INSURANCE LIFE & HEALTH  | 74,583.28  |
| 100.430.400.000.361 | 430 | 400 | 400 | 361 | INSURANCE LIFE & HEALTH  | 52,453.92  |
| 100.440.400.000.361 | 440 | 400 | 400 | 361 | INSURANCE LIFE & HEALTH  | 67,033.92  |
| 100.450.400.000.361 | 450 | 400 | 400 | 361 | INSURANCE LIFE & HEALTH  | 29,981.52  |
| 100.460.400.000.361 | 460 | 400 | 400 | 361 | INSURANCE LIFE & HEALTH  | 33,159.72  |
| 100.470.400.000.361 | 470 | 400 | 400 | 361 | INSURANCE LIFE & HEALTH  | 104,907.84 |
| 100.480.400.000.361 | 480 | 400 | 400 | 361 | INSURANCE LIFE & HEALTH  | 52,453.92  |
| 100.490.400.000.361 | 490 | 400 | 400 | 361 | INSURANCE LIFE & HEALTH  | 14,580.00  |
| 100.499.400.000.361 | 499 | 400 | 400 | 361 | INSURANCE LIFE & HEALTH  | 16,579.92  |
| 100.400.400.000.362 | 400 | 400 | 400 | 362 | UNEMPLOYMENT INSURANCE   | 1,111.41   |
| 100.410.400.000.362 | 410 | 400 | 400 | 362 | UNEMPLOYMENT INSURANCE   | 483.36     |
| 100.420.400.000.362 | 420 | 400 | 400 | 362 | UNEMPLOYMENT INSURANCE   | 470.58     |
| 100.430.400.000.362 | 430 | 400 | 400 | 362 | UNEMPLOYMENT INSURANCE   | 257.12     |
| 100.440.400.000.362 | 440 | 400 | 400 | 362 | UNEMPLOYMENT INSURANCE   | 568.72     |
| 100.450.400.000.362 | 450 | 400 | 400 | 362 | UNEMPLOYMENT INSURANCE   | 503.00     |
| 100.460.400.000.362 | 460 | 400 | 400 | 362 | UNEMPLOYMENT INSURANCE   | 250.76     |
| 100.470.400.000.362 | 470 | 400 | 400 | 362 | UNEMPLOYMENT INSURANCE   | 517.29     |
| 100.480.400.000.362 | 480 | 400 | 400 | 362 | UNEMPLOYMENT INSURANCE   | 283.04     |
| 100.490.400.000.362 | 490 | 400 | 400 | 362 | UNEMPLOYMENT INSURANCE   | 211.52     |
| 100.499.400.000.362 | 499 | 400 | 400 | 362 | UNEMPLOYMENT INSURANCE   | 119.64     |
| 100.400.400.000.363 | 400 | 400 | 400 | 363 | WORKERS' COMPENSATION    | 9,659.95   |
| 100.410.400.000.363 | 410 | 400 | 400 | 363 | WORKERS' COMPENSATION    | 6,121.57   |
| 100.420.400.000.363 | 420 | 400 | 400 | 363 | WORKERS' COMPENSATION    | 5,948.80   |
| 100.430.400.000.363 | 430 | 400 | 400 | 363 | WORKERS' COMPENSATION    | 3,273.84   |
| 100.440.400.000.363 | 440 | 400 | 400 | 363 | WORKERS' COMPENSATION    | 7,149.24   |
| 100.450.400.000.363 | 450 | 400 | 400 | 363 | WORKERS' COMPENSATION    | 6,296.04   |
| 100.460.400.000.363 | 460 | 400 | 400 | 363 | WORKERS' COMPENSATION    | 3,158.52   |
| 100.470.400.000.363 | 470 | 400 | 400 | 363 | WORKERS' COMPENSATION    | 6,539.69   |
| 100.480.400.000.363 | 480 | 400 | 400 | 363 | WORKERS' COMPENSATION    | 3,574.08   |
| 100.490.400.000.363 | 490 | 400 | 400 | 363 | WORKERS' COMPENSATION    | 3,574.08   |



North Slope Borough School District  
School Administration  
Operating Budget FY25  
Function 400

|                     |     |     |     |     |                           |            |
|---------------------|-----|-----|-----|-----|---------------------------|------------|
| 100.499.400.000.363 | 499 | 400 | 400 | 363 | WORKERS' COMPENSATION     | 1,515.24   |
| 100.400.400.000.364 | 400 | 400 | 400 | 364 | FICA CONTRIBUTION         | 6,112.91   |
| 100.410.400.000.364 | 410 | 400 | 400 | 364 | FICA CONTRIBUTION         | 3,966.78   |
| 100.420.400.000.364 | 420 | 400 | 400 | 364 | FICA CONTRIBUTION         | 3,725.17   |
| 100.430.400.000.364 | 430 | 400 | 400 | 364 | FICA CONTRIBUTION         | 2,047.57   |
| 100.440.400.000.364 | 440 | 400 | 400 | 364 | FICA CONTRIBUTION         | 4,484.18   |
| 100.450.400.000.364 | 450 | 400 | 400 | 364 | FICA CONTRIBUTION         | 3,984.67   |
| 100.460.400.000.364 | 460 | 400 | 400 | 364 | FICA CONTRIBUTION         | 1,976.47   |
| 100.470.400.000.364 | 470 | 400 | 400 | 364 | FICA CONTRIBUTION         | 4,073.06   |
| 100.480.400.000.364 | 480 | 400 | 400 | 364 | FICA CONTRIBUTION         | 2,239.93   |
| 100.490.400.000.364 | 490 | 400 | 400 | 364 | FICA CONTRIBUTION         | 2,250.43   |
| 100.499.400.000.364 | 499 | 400 | 400 | 364 | FICA CONTRIBUTION         | 962.46     |
| 100.400.400.000.365 | 400 | 400 | 400 | 365 | TEACHERS' RETIREMENT TRS  | 52,611.70  |
| 100.410.400.000.365 | 410 | 400 | 400 | 365 | TEACHERS' RETIREMENT TRS  | 33,119.88  |
| 100.420.400.000.365 | 420 | 400 | 400 | 365 | TEACHERS' RETIREMENT TRS  | 32,167.76  |
| 100.430.400.000.365 | 430 | 400 | 400 | 365 | TEACHERS' RETIREMENT TRS  | 17,042.52  |
| 100.440.400.000.365 | 440 | 400 | 400 | 365 | TEACHERS' RETIREMENT TRS  | 37,398.95  |
| 100.450.400.000.365 | 450 | 400 | 400 | 365 | TEACHERS' RETIREMENT TRS  | 33,691.19  |
| 100.460.400.000.365 | 460 | 400 | 400 | 365 | TEACHERS' RETIREMENT TRS  | 16,407.60  |
| 100.470.400.000.365 | 470 | 400 | 400 | 365 | TEACHERS' RETIREMENT TRS  | 32,835.36  |
| 100.480.400.000.365 | 480 | 400 | 400 | 365 | TEACHERS' RETIREMENT TRS  | 18,696.35  |
| 100.490.400.000.365 | 490 | 400 | 400 | 365 | TEACHERS' RETIREMENT TRS  | 18,696.35  |
| 100.499.400.000.365 | 499 | 400 | 400 | 365 | TEACHERS' RETIREMENT TRS  | 8,045.88   |
| 100.000.400.000.395 | 000 | 400 | 400 | 395 | TRS ON-BEHALF             | 383,792.96 |
| 100.200.400.000.410 | 200 | 400 | 400 | 410 | PROFESSIONAL & TECHNICAL  | 5,000.00   |
| 100.200.400.000.420 | 200 | 400 | 400 | 420 | STAFF TRAVEL              | 36,000.00  |
| 100.400.400.000.433 | 400 | 400 | 400 | 433 | COMMUNICATIONS/PHONE/POST | 8,000.00   |
| 100.410.400.000.433 | 410 | 400 | 400 | 433 | COMMUNICATIONS/PHONE/POST | 8,000.00   |
| 100.420.400.000.433 | 420 | 400 | 400 | 433 | COMMUNICATIONS/PHONE/POST | 8,000.00   |
| 100.430.400.000.433 | 430 | 400 | 400 | 433 | COMMUNICATIONS/PHONE/POST | 16,300.00  |
| 100.440.400.000.433 | 440 | 400 | 400 | 433 | COMMUNICATIONS/PHONE/POST | 14,000.00  |
| 100.450.400.000.433 | 450 | 400 | 400 | 433 | COMMUNICATIONS/PHONE/POST | 12,000.00  |
| 100.460.400.000.433 | 460 | 400 | 400 | 433 | COMMUNICATIONS/PHONE/POST | 12,500.00  |
| 100.470.400.000.433 | 470 | 400 | 400 | 433 | COMMUNICATIONS/PHONE/POST | 12,000.00  |
| 100.480.400.000.433 | 480 | 400 | 400 | 433 | COMMUNICATIONS/PHONE/POST | 11,000.00  |
| 100.490.400.000.433 | 490 | 400 | 400 | 433 | COMMUNICATIONS/PHONE/POST | 12,000.00  |
| 100.499.400.000.433 | 499 | 400 | 400 | 433 | COMMUNICATIONS/PHONE/POST | 3,000.00   |
| 100.400.400.000.441 | 400 | 400 | 400 | 441 | RENTALS                   | 16,500.00  |
| 100.410.400.000.441 | 410 | 400 | 400 | 441 | RENTALS                   | 12,500.00  |
| 100.420.400.000.441 | 420 | 400 | 400 | 441 | RENTALS                   | 20,000.00  |
| 100.430.400.000.441 | 430 | 400 | 400 | 441 | RENTALS                   | 9,800.00   |
| 100.440.400.000.441 | 440 | 400 | 400 | 441 | RENTALS                   | 15,000.00  |
| 100.450.400.000.441 | 450 | 400 | 400 | 441 | RENTALS                   | 12,000.00  |
| 100.460.400.000.441 | 460 | 400 | 400 | 441 | RENTALS                   | 12,000.00  |

North Slope Borough School District  
School Administration  
Operating Budget FY25  
Function 400

|                     |     |     |     |     |                          |              |
|---------------------|-----|-----|-----|-----|--------------------------|--------------|
| 100.470.400.000.441 | 470 | 400 | 400 | 441 | RENTALS                  | 14,000.00    |
| 100.480.400.000.441 | 480 | 400 | 400 | 441 | RENTALS                  | 9,000.00     |
| 100.490.400.000.441 | 490 | 400 | 400 | 441 | RENTALS                  | 6,000.00     |
| 100.499.400.000.441 | 499 | 400 | 400 | 441 | RENTALS                  | 7,000.00     |
| 100.400.400.000.450 | 400 | 400 | 400 | 450 | SUPPLIES/MATERIALS/MEDIA | 5,500.00     |
| 100.410.400.000.450 | 410 | 400 | 400 | 450 | SUPPLIES/MATERIALS/MEDIA | 3,500.00     |
| 100.420.400.000.450 | 420 | 400 | 400 | 450 | SUPPLIES/MATERIALS/MEDIA | 3,900.00     |
| 100.430.400.000.450 | 430 | 400 | 400 | 450 | SUPPLIES/MATERIALS/MEDIA | 2,000.00     |
| 100.440.400.000.450 | 440 | 400 | 400 | 450 | SUPPLIES/MATERIALS/MEDIA | 3,500.00     |
| 100.450.400.000.450 | 450 | 400 | 400 | 450 | SUPPLIES/MATERIALS/MEDIA | 2,600.00     |
| 100.460.400.000.450 | 460 | 400 | 400 | 450 | SUPPLIES/MATERIALS/MEDIA | 1,900.00     |
| 100.470.400.000.450 | 470 | 400 | 400 | 450 | SUPPLIES/MATERIALS/MEDIA | 2,600.00     |
| 100.480.400.000.450 | 480 | 400 | 400 | 450 | SUPPLIES/MATERIALS/MEDIA | 1,600.00     |
| 100.490.400.000.450 | 490 | 400 | 400 | 450 | SUPPLIES/MATERIALS/MEDIA | 1,800.00     |
| 100.499.400.000.450 | 499 | 400 | 400 | 450 | SUPPLIES/MATERIALS/MEDIA | 1,500.00     |
| 100.400.400.000.458 | 400 | 400 | 400 | 458 | GAS & OIL                | 2,400.00     |
| 100.410.400.000.458 | 410 | 400 | 400 | 458 | GAS & OIL                | 3,800.00     |
| 100.420.400.000.458 | 420 | 400 | 400 | 458 | GAS & OIL                | 6,000.00     |
| 100.430.400.000.458 | 430 | 400 | 400 | 458 | GAS & OIL                | 8,000.00     |
| 100.440.400.000.458 | 440 | 400 | 400 | 458 | GAS & OIL                | 2,600.00     |
| 100.450.400.000.458 | 450 | 400 | 400 | 458 | GAS & OIL                | 2,500.00     |
| 100.470.400.000.458 | 470 | 400 | 400 | 458 | GAS & OIL                | 1,800.00     |
| 100.480.400.000.458 | 480 | 400 | 400 | 458 | GAS & OIL                | 4,500.00     |
| 100.499.400.000.458 | 499 | 400 | 400 | 458 | GAS & OIL                | 2,700.00     |
| 100.410.400.000.490 | 410 | 400 | 400 | 490 | OTHER EXPENSES           | 1,000.00     |
| 100.450.400.000.490 | 450 | 400 | 400 | 490 | OTHER EXPENSES           | 1,000.00     |
| 100.490.400.000.490 | 490 | 400 | 400 | 490 | OTHER EXPENSES           | 1,000.00     |
| Total Expenditures  |     |     |     |     |                          | 4,181,710.00 |

**North Slope Borough School District  
School Administration  
Operating Budget FY25  
Function 400**

| Description                | Classification      | Budget Type  | Amount    | FTE    | Fund | Location | Function | Program | Object |
|----------------------------|---------------------|--------------|-----------|--------|------|----------|----------|---------|--------|
| Communication Stipend      | Certified Admin     | Supplemental | \$2,400   | 0.0000 | 100  | 400      | 400      | 0       | 313    |
| Communication Stipend      | Certified Admin     | Supplemental | \$2,400   | 0.0000 | 100  | 400      | 400      | 0       | 313    |
| Assistant Principal        | Certified Admin     | Position     | \$129,096 | 1.0000 | 100  | 400      | 400      | 0       | 313    |
| Assistant Principal        | Certified Admin     | Position     | \$108,392 | 1.0000 | 100  | 400      | 400      | 0       | 313    |
| Principal                  | Certified Admin     | Position     | \$181,395 | 1.0000 | 100  | 400      | 400      | 0       | 313    |
| Assistant Principal        | Certified Admin     | Position     | \$117,571 | 1.0000 | 100  | 410      | 400      | 0       | 313    |
| Communication Stipend      | Certified Admin     | Supplemental | \$2,400   | 0.0000 | 100  | 410      | 400      | 0       | 313    |
| Principal                  | Certified Admin     | Position     | \$146,122 | 1.0000 | 100  | 410      | 400      | 0       | 313    |
| Communication Stipend      | Certified Admin     | Supplemental | \$2,400   | 0.0000 | 100  | 410      | 400      | 0       | 313    |
| Assistant Principal        | Certified Admin     | Position     | \$115,306 | 1.0000 | 100  | 420      | 400      | 0       | 313    |
| Communication Stipend      | Certified Admin     | Supplemental | \$2,400   | 0.0000 | 100  | 420      | 400      | 0       | 313    |
| Principal                  | Certified Admin     | Position     | \$140,807 | 1.0000 | 100  | 420      | 400      | 0       | 313    |
| Communication Stipend      | Certified Admin     | Supplemental | \$2,400   | 0.0000 | 100  | 420      | 400      | 0       | 313    |
| Principal                  | Certified Admin     | Position     | \$135,689 | 1.0000 | 100  | 430      | 400      | 0       | 313    |
| Communication Stipend      | Certified Admin     | Supplemental | \$2,400   | 0.0000 | 100  | 430      | 400      | 0       | 313    |
| Rural Stipend - Principals | Certified Non-Admin | Supplemental | \$5,500   | 0.0000 | 100  | 430      | 400      | 0       | 313    |
| Elementary Principal       | Certified Admin     | Position     | \$151,640 | 1.0000 | 100  | 440      | 400      | 0       | 313    |
| Communication Stipend      | Certified Admin     | Supplemental | \$2,400   | 0.0000 | 100  | 440      | 400      | 0       | 313    |
| Rural Stipend - Principals | Certified Non-Admin | Supplemental | \$5,500   | 0.0000 | 100  | 440      | 400      | 0       | 313    |
| Secondary Principal        | Certified Admin     | Position     | \$146,122 | 1.0000 | 100  | 440      | 400      | 0       | 313    |
| Communication Stipend      | Certified Admin     | Supplemental | \$2,400   | 0.0000 | 100  | 440      | 400      | 0       | 313    |
| Rural Stipend - Principals | Certified Admin     | Supplemental | \$5,500   | 0.0000 | 100  | 440      | 400      | 0       | 313    |
| Principal                  | Certified Admin     | Position     | \$146,122 | 1.0000 | 100  | 450      | 400      | 0       | 313    |
| Communication Stipend      | Certified Admin     | Supplemental | \$2,400   | 0.0000 | 100  | 450      | 400      | 0       | 313    |
| Rural Stipend - Principals | Certified Admin     | Supplemental | \$5,500   | 0.0000 | 100  | 450      | 400      | 0       | 313    |
| Assistant Principal        | Certified Admin     | Position     | \$122,120 | 1.0000 | 100  | 450      | 400      | 0       | 313    |
| Principal                  | Certified Admin     | Position     | \$130,634 | 1.0000 | 100  | 460      | 400      | 0       | 313    |
| Communication Stipend      | Certified Non-Admin | Supplemental | \$2,400   | 0.0000 | 100  | 460      | 400      | 0       | 313    |
| Rural Stipend - Principals | Certified Non-Admin | Supplemental | \$5,500   | 0.0000 | 100  | 460      | 400      | 0       | 313    |
| Assistant Principal        | Certified Non-Admin | Position     | \$115,306 | 1.0000 | 100  | 470      | 400      | 0       | 313    |
| Residential Stipend        | Certified Non-Admin | Supplemental | \$12,000  | 0.0000 | 100  | 470      | 400      | 0       | 313    |
| Rural Stipend - Principals | Certified Non-Admin | Supplemental | \$5,500   | 0.0000 | 100  | 470      | 400      | 0       | 313    |
| Principal                  | Certified Admin     | Position     | \$146,122 | 1.0000 | 100  | 470      | 400      | 0       | 313    |
| Communication Stipend      | Certified Admin     | Supplemental | \$2,400   | 0.0000 | 100  | 470      | 400      | 0       | 313    |
| Rural Stipend - Principals | Certified Admin     | Supplemental | \$5,500   | 0.0000 | 100  | 470      | 400      | 0       | 313    |
| Principal                  | Certified Admin     | Position     | \$148,856 | 1.0000 | 100  | 480      | 400      | 0       | 313    |
| Communication Stipend      | Certified Admin     | Supplemental | \$2,400   | 0.0000 | 100  | 480      | 400      | 0       | 313    |
| Rural Stipend - Principals | Certified Non-Admin | Supplemental | \$5,500   | 0.0000 | 100  | 480      | 400      | 0       | 313    |
| Principal                  | Certified Admin     | Position     | \$148,856 | 1.0000 | 100  | 490      | 400      | 0       | 313    |
| Communication Stipend      | Certified Admin     | Supplemental | \$2,400   | 0.0000 | 100  | 490      | 400      | 0       | 313    |
| Rural Stipend - Principals | Certified Non-Admin | Supplemental | \$5,500   | 0.0000 | 100  | 490      | 400      | 0       | 313    |
| Principal                  | Certified Admin     | Position     | \$64,059  | 0.5000 | 100  | 499      | 400      | 0       | 313    |
| Communication Stipend      | Certified Admin     | Supplemental | \$2,400   | 0.0000 | 100  | 499      | 400      | 0       | 313    |

\$2,491,715 17.5000

North Slope Borough School District  
School Administration Support Services  
Operating Budget FY25  
Function 450

| Account             | LOC | FUNC | FUNC2 | OBJ | Description             | Budget     |
|---------------------|-----|------|-------|-----|-------------------------|------------|
| 100.400.450.000.324 | 400 | 450  | 450   | 324 | SUPPORT STAFF           | 162,762.29 |
| 100.410.450.000.324 | 410 | 450  | 450   | 324 | SUPPORT STAFF           | 123,925.59 |
| 100.420.450.000.324 | 420 | 450  | 450   | 324 | SUPPORT STAFF           | 97,782.53  |
| 100.430.450.000.324 | 430 | 450  | 450   | 324 | SUPPORT STAFF           | 69,541.13  |
| 100.440.450.000.324 | 440 | 450  | 450   | 324 | SUPPORT STAFF           | 114,027.01 |
| 100.450.450.000.324 | 450 | 450  | 450   | 324 | SUPPORT STAFF           | 43,247.18  |
| 100.460.450.000.324 | 460 | 450  | 450   | 324 | SUPPORT STAFF           | 47,573.33  |
| 100.470.450.000.324 | 470 | 450  | 450   | 324 | SUPPORT STAFF           | 107,022.08 |
| 100.480.450.000.324 | 480 | 450  | 450   | 324 | SUPPORT STAFF           | 54,449.33  |
| 100.490.450.000.324 | 490 | 450  | 450   | 324 | SUPPORT STAFF           | 40,482.45  |
| 100.499.450.000.324 | 499 | 450  | 450   | 324 | SUPPORT STAFF           | 58,317.08  |
| 100.400.450.000.361 | 400 | 450  | 450   | 361 | INSURANCE LIFE & HEALTH | 78,648.38  |
| 100.410.450.000.361 | 410 | 450  | 450   | 361 | INSURANCE LIFE & HEALTH | 6,240.00   |
| 100.420.450.000.361 | 420 | 450  | 450   | 361 | INSURANCE LIFE & HEALTH | 59,153.58  |
| 100.430.450.000.361 | 430 | 450  | 450   | 361 | INSURANCE LIFE & HEALTH | 12,757.50  |
| 100.440.450.000.361 | 440 | 450  | 450   | 361 | INSURANCE LIFE & HEALTH | 71,344.80  |
| 100.450.450.000.361 | 450 | 450  | 450   | 361 | INSURANCE LIFE & HEALTH | 25,251.00  |
| 100.460.450.000.361 | 460 | 450  | 450   | 361 | INSURANCE LIFE & HEALTH | 25,251.00  |
| 100.470.450.000.361 | 470 | 450  | 450   | 361 | INSURANCE LIFE & HEALTH | 55,861.60  |
| 100.480.450.000.361 | 480 | 450  | 450   | 361 | INSURANCE LIFE & HEALTH | 25,251.00  |
| 100.490.450.000.361 | 490 | 450  | 450   | 361 | INSURANCE LIFE & HEALTH | 12,150.00  |
| 100.499.450.000.361 | 499 | 450  | 450   | 361 | INSURANCE LIFE & HEALTH | 25,251.00  |
| 100.400.450.000.362 | 400 | 450  | 450   | 362 | UNEMPLOYMENT INSURANCE  | 281.68     |
| 100.410.450.000.362 | 410 | 450  | 450   | 362 | UNEMPLOYMENT INSURANCE  | 236.23     |
| 100.420.450.000.362 | 420 | 450  | 450   | 362 | UNEMPLOYMENT INSURANCE  | 171.56     |
| 100.430.450.000.362 | 430 | 450  | 450   | 362 | UNEMPLOYMENT INSURANCE  | 124.78     |
| 100.440.450.000.362 | 440 | 450  | 450   | 362 | UNEMPLOYMENT INSURANCE  | 198.44     |
| 100.450.450.000.362 | 450 | 450  | 450   | 362 | UNEMPLOYMENT INSURANCE  | 75.64      |
| 100.460.450.000.362 | 460 | 450  | 450   | 362 | UNEMPLOYMENT INSURANCE  | 83.48      |
| 100.470.450.000.362 | 470 | 450  | 450   | 362 | UNEMPLOYMENT INSURANCE  | 190.45     |
| 100.480.450.000.362 | 480 | 450  | 450   | 362 | UNEMPLOYMENT INSURANCE  | 96.27      |
| 100.490.450.000.362 | 490 | 450  | 450   | 362 | UNEMPLOYMENT INSURANCE  | 71.49      |
| 100.499.450.000.362 | 499 | 450  | 450   | 362 | UNEMPLOYMENT INSURANCE  | 104.68     |
| 100.400.450.000.363 | 400 | 450  | 450   | 363 | WORKERS' COMPENSATION   | 3,710.82   |
| 100.410.450.000.363 | 410 | 450  | 450   | 363 | WORKERS' COMPENSATION   | 2,825.56   |
| 100.420.450.000.363 | 420 | 450  | 450   | 363 | WORKERS' COMPENSATION   | 2,229.41   |
| 100.430.450.000.363 | 430 | 450  | 450   | 363 | WORKERS' COMPENSATION   | 1,585.48   |
| 100.440.450.000.363 | 440 | 450  | 450   | 363 | WORKERS' COMPENSATION   | 2,599.71   |
| 100.450.450.000.363 | 450 | 450  | 450   | 363 | WORKERS' COMPENSATION   | 985.94     |
| 100.460.450.000.363 | 460 | 450  | 450   | 363 | WORKERS' COMPENSATION   | 1,084.69   |
| 100.470.450.000.363 | 470 | 450  | 450   | 363 | WORKERS' COMPENSATION   | 2,440.03   |
| 100.480.450.000.363 | 480 | 450  | 450   | 363 | WORKERS' COMPENSATION   | 1,241.50   |
| 100.490.450.000.363 | 490 | 450  | 450   | 363 | WORKERS' COMPENSATION   | 922.91     |

North Slope Borough School District  
School Administration Support Services  
Operating Budget FY25  
Function 450

| Account             | LOC | FUNC | FUNC2 | OBJ | Description              | Budget       |
|---------------------|-----|------|-------|-----|--------------------------|--------------|
| 100.499.450.000.363 | 499 | 450  | 450   | 363 | WORKERS' COMPENSATION    | 1,329.55     |
| 100.400.450.000.364 | 400 | 450  | 450   | 364 | FICA CONTRIBUTION        | 12,094.62    |
| 100.410.450.000.364 | 410 | 450  | 450   | 364 | FICA CONTRIBUTION        | 9,488.44     |
| 100.420.450.000.364 | 420 | 450  | 450   | 364 | FICA CONTRIBUTION        | 7,156.84     |
| 100.430.450.000.364 | 430 | 450  | 450   | 364 | FICA CONTRIBUTION        | 5,205.83     |
| 100.440.450.000.364 | 440 | 450  | 450   | 364 | FICA CONTRIBUTION        | 8,414.42     |
| 100.450.450.000.364 | 450 | 450  | 450   | 364 | FICA CONTRIBUTION        | 3,156.31     |
| 100.460.450.000.364 | 460 | 450  | 450   | 364 | FICA CONTRIBUTION        | 3,487.67     |
| 100.470.450.000.364 | 470 | 450  | 450   | 364 | FICA CONTRIBUTION        | 7,884.62     |
| 100.480.450.000.364 | 480 | 450  | 450   | 364 | FICA CONTRIBUTION        | 4,014.13     |
| 100.490.450.000.364 | 490 | 450  | 450   | 364 | FICA CONTRIBUTION        | 2,982.81     |
| 100.499.450.000.364 | 499 | 450  | 450   | 364 | FICA CONTRIBUTION        | 4,313.05     |
| 100.400.450.000.366 | 400 | 450  | 450   | 366 | PUBLIC EMPLOYEE RET PERS | 35,808.53    |
| 100.410.450.000.366 | 410 | 450  | 450   | 366 | PUBLIC EMPLOYEE RET PERS | 27,263.72    |
| 100.420.450.000.366 | 420 | 450  | 450   | 366 | PUBLIC EMPLOYEE RET PERS | 21,512.25    |
| 100.430.450.000.366 | 430 | 450  | 450   | 366 | PUBLIC EMPLOYEE RET PERS | 15,299.14    |
| 100.440.450.000.366 | 440 | 450  | 450   | 366 | PUBLIC EMPLOYEE RET PERS | 25,086.13    |
| 100.450.450.000.366 | 450 | 450  | 450   | 366 | PUBLIC EMPLOYEE RET PERS | 9,514.47     |
| 100.460.450.000.366 | 460 | 450  | 450   | 366 | PUBLIC EMPLOYEE RET PERS | 10,466.22    |
| 100.470.450.000.366 | 470 | 450  | 450   | 366 | PUBLIC EMPLOYEE RET PERS | 23,544.96    |
| 100.480.450.000.366 | 480 | 450  | 450   | 366 | PUBLIC EMPLOYEE RET PERS | 11,978.94    |
| 100.490.450.000.366 | 490 | 450  | 450   | 366 | PUBLIC EMPLOYEE RET PERS | 8,906.14     |
| 100.499.450.000.366 | 499 | 450  | 450   | 366 | PUBLIC EMPLOYEE RET PERS | 12,829.84    |
| 100.000.450.000.396 | 000 | 450  | 450   | 396 | PERS ON-BEHALF           | 43,750.76    |
| Total Expenditures  |     |      |       |     |                          | 1,653,040.00 |

**North Slope Borough School District**  
**School Administration Support Services**  
**Operating Budget FY25**  
**Function 450**

| <b>Description</b>                         | <b>Classification</b> | <b>Budget Type</b> | <b>Amount</b> | <b>FTE</b> | <b>Fund</b> | <b>Location</b> | <b>Function</b> | <b>Program</b> | <b>Object</b> |
|--|-----------------------|--------------------|---------------|------------|-------------|-----------------|-----------------|----------------|---------------|
| Secretary III                              | Classified            | Position           | \$49,235      | 1.0000     | 100         | 400             | 450             | 0              | 324           |
| Administrative Assistant/Program Assistant | Classified            | Position           | \$67,113      | 1.0000     | 100         | 400             | 450             | 0              | 324           |
| Secretary I                                | Classified            | Position           | \$46,417      | 1.0000     | 100         | 400             | 450             | 0              | 324           |
| Secretary III                              | Classified            | Position           | \$54,449      | 1.0000     | 100         | 410             | 450             | 0              | 324           |
| Secretary II                               | Classified            | Position           | \$34,738      | 1.0000     | 100         | 410             | 450             | 0              | 324           |
| Secretary II                               | Classified            | Position           | \$34,738      | 1.0000     | 100         | 410             | 450             | 0              | 324           |
| Secretary III                              | Classified            | Position           | \$57,300      | 1.0000     | 100         | 420             | 450             | 0              | 324           |
| Secretary II                               | Classified            | Position           | \$40,482      | 1.0000     | 100         | 420             | 450             | 0              | 324           |
| Secretary III                              | Classified            | Position           | \$69,541      | 1.0000     | 100         | 430             | 450             | 0              | 324           |
| Secretary II                               | Classified            | Position           | \$49,235      | 1.0000     | 100         | 440             | 450             | 0              | 324           |
| Secretary III                              | Classified            | Position           | \$64,792      | 1.0000     | 100         | 440             | 450             | 0              | 324           |
| Secretary II                               | Classified            | Position           | \$43,247      | 1.0000     | 100         | 450             | 450             | 0              | 324           |
| Secretary II                               | Classified            | Position           | \$47,573      | 1.0000     | 100         | 460             | 450             | 0              | 324           |
| Secretary I                                | Classified            | Position           | \$44,536      | 1.0000     | 100         | 470             | 450             | 0              | 324           |
| Secretary III                              | Classified            | Position           | \$62,486      | 1.0000     | 100         | 470             | 450             | 0              | 324           |
| Secretary II                               | Classified            | Position           | \$54,449      | 1.0000     | 100         | 480             | 450             | 0              | 324           |
| Secretary II                               | Classified            | Position           | \$40,482      | 1.0000     | 100         | 490             | 450             | 0              | 324           |
| Secretary II                               | Classified            | Position           | \$58,317      | 1.0000     | 100         | 499             | 450             | 0              | 324           |
|  |                       |                    | \$919,133     | 18.0000    |             |                 |                 |                |               |

North Slope Borough School District  
District Administration  
Operating Budget FY25  
Function 510 511

| Account             | LOC | FUNC | FUNC2 | OBJ | Description               | Budget       |
|---------------------|-----|------|-------|-----|---------------------------|--------------|
| 100.200.510.000.312 | 200 | 510  | 510   | 312 | ASSOC/ASST SUPERINTENDENT | 175,000.00   |
| 100.200.510.000.320 | 200 | 510  | 510   | 320 | CLASSIFIED WAGES          | 232,000.00   |
| 100.200.511.000.320 | 200 | 511  | 510   | 320 | CLASSIFIED WAGES          | 233,334.00   |
| 100.200.510.000.324 | 200 | 510  | 510   | 324 | SUPPORT STAFF             | 87,788.00    |
| 100.200.511.000.324 | 200 | 511  | 510   | 324 | SUPPORT STAFF             | 87,788.00    |
| 100.200.510.000.361 | 200 | 510  | 510   | 361 | INSURANCE LIFE & HEALTH   | 97,335.12    |
| 100.200.511.000.361 | 200 | 511  | 510   | 361 | INSURANCE LIFE & HEALTH   | 238,732.08   |
| 100.200.510.000.362 | 200 | 510  | 510   | 362 | UNEMPLOYMENT INSURANCE    | 896.04       |
| 100.200.511.000.362 | 200 | 511  | 510   | 362 | UNEMPLOYMENT INSURANCE    | 175.58       |
| 100.200.510.000.363 | 200 | 510  | 510   | 363 | WORKERS' COMPENSATION     | 11,281.20    |
| 100.200.511.000.363 | 200 | 511  | 510   | 363 | WORKERS' COMPENSATION     | 7,321.73     |
| 100.200.510.000.364 | 200 | 510  | 510   | 364 | FICA CONTRIBUTION         | 26,640.78    |
| 100.200.511.000.364 | 200 | 511  | 510   | 364 | FICA CONTRIBUTION         | 23,398.63    |
| 100.200.510.000.365 | 200 | 510  | 510   | 365 | TEACHERS' RETIREMENT TRS  | 21,980.04    |
| 100.200.510.000.366 | 200 | 510  | 510   | 366 | PUBLIC EMPLOYEE RET PERS  | 67,713.36    |
| 100.200.511.000.366 | 200 | 511  | 510   | 366 | PUBLIC EMPLOYEE RET PERS  | 26,646.72    |
| 100.000.510.000.395 | 000 | 510  | 510   | 395 | TRS ON-BEHALF             | 28,052.52    |
| 100.000.510.000.396 | 000 | 510  | 510   | 396 | PERS ON-BEHALF            | 14,650.79    |
| 100.000.511.000.396 | 000 | 511  | 510   | 396 | PERS ON-BEHALF            | 5,765.41     |
| 100.200.510.000.410 | 200 | 510  | 510   | 410 | PROFESSIONAL & TECHNICAL  | 70,000.00    |
| 100.200.511.000.410 | 200 | 511  | 510   | 410 | PROFESSIONAL & TECHNICAL  | 30,000.00    |
| 100.200.511.000.414 | 200 | 511  | 510   | 414 | LEGAL SERVICES            | 281,000.00   |
| 100.200.510.000.420 | 200 | 510  | 510   | 420 | STAFF TRAVEL              | 52,000.00    |
| 100.200.511.000.420 | 200 | 511  | 510   | 420 | STAFF TRAVEL              | 125,000.00   |
| 100.200.511.000.425 | 200 | 511  | 510   | 425 | STUDENT TRAVEL            | 20,000.00    |
| 100.200.510.000.433 | 200 | 510  | 510   | 433 | COMMUNICATIONS/PHONE/POST | 5,500.00     |
| 100.200.511.000.433 | 200 | 511  | 510   | 433 | COMMUNICATIONS/PHONE/POST | 1,500.00     |
| 100.200.510.000.440 | 200 | 510  | 510   | 440 | OTHER PURCHASED SERVICES  | 500.00       |
| 100.200.511.000.440 | 200 | 511  | 510   | 440 | OTHER PURCHASED SERVICES  | 9,500.00     |
| 100.200.510.000.441 | 200 | 510  | 510   | 441 | RENTALS                   | 3,500.00     |
| 100.200.510.000.450 | 200 | 510  | 510   | 450 | SUPPLIES/MATERIALS/MEDIA  | 27,700.00    |
| 100.200.511.000.450 | 200 | 511  | 510   | 450 | SUPPLIES/MATERIALS/MEDIA  | 28,000.00    |
| 100.200.510.000.458 | 200 | 510  | 510   | 458 | GAS & OIL                 | 6,000.00     |
| 100.200.510.000.490 | 200 | 510  | 510   | 490 | OTHER EXPENSES            | 1,000.00     |
| 100.200.511.000.490 | 200 | 511  | 510   | 490 | OTHER EXPENSES            | 27,000.00    |
| Total Expenditures  |     |      |       |     |                           | 2,074,700.00 |

**North Slope Borough School District  
District Administration  
Operating Budget FY25  
Function 510 511**

| <b>Description</b>                    | <b>Classification</b> | <b>Budget Type</b> | <b>Amount</b> | <b>FTE</b> | <b>Fund</b> | <b>Location</b> | <b>Function</b> | <b>Program</b> | <b>Object</b> |
|---------------------------------------|-----------------------|--------------------|---------------|------------|-------------|-----------------|-----------------|----------------|---------------|
| Assistant Superintendent              | Certified Admin       | Position           | \$175,000     | 1.0000     | 100         | 200             | 510             | 0              | 312           |
| Executive Assistant to Superintendent | Classified            | Position           | \$87,788      | 1.0000     | 100         | 200             | 510             | 0              | 324           |
| Chief School Administrator            | Certified Admin       | Position           | \$220,000     | 1.0000     | 100         | 200             | 510             | 0              | 320           |
| Residential Stipend                   | Certified Admin       | Supplemental       | \$12,000      | 0.0000     | 100         | 200             | 510             | 0              | 320           |
| School Board                          | Classified            | Position           | \$33,333      | 1.0000     | 100         | 200             | 511             | 0              | 320           |
| School Board                          | Classified            | Position           | \$33,333      | 1.0000     | 100         | 200             | 511             | 0              | 320           |
| School Board                          | Classified            | Position           | \$33,333      | 1.0000     | 100         | 200             | 511             | 0              | 320           |
| School Board                          | Classified            | Position           | \$33,333      | 1.0000     | 100         | 200             | 511             | 0              | 320           |
| School Board                          | Classified            | Position           | \$33,333      | 1.0000     | 100         | 200             | 511             | 0              | 320           |
| School Board                          | Classified            | Position           | \$33,333      | 1.0000     | 100         | 200             | 511             | 0              | 320           |
| School Board                          | Classified            | Position           | \$33,333      | 1.0000     | 100         | 200             | 511             | 0              | 320           |
| School Board Secretary                | Classified            | Position           | \$87,788      | 1.0000     | 100         | 200             | 511             | 0              | 324           |
|                                       |                       |                    | \$815,909     | 11.0000    |             |                 |                 |                |               |



North Slope Borough School District  
District Administration Support Services  
Operating Budget FY25  
Function 550 551

| Account             | LOC | FUNC | FUNC2 | OBJ | Description               | Budget       |
|---------------------|-----|------|-------|-----|---------------------------|--------------|
| 100.200.551.000.314 | 200 | 551  | 550   | 314 | CERT DIR/COOR/MANAGER     | 82,500.00    |
| 100.200.550.000.321 | 200 | 550  | 550   | 321 | DIRECTOR/COORD/MANAGER    | 748,352.00   |
| 100.200.551.000.321 | 200 | 551  | 550   | 321 | DIRECTOR/COORD/MANAGER    | 390,631.04   |
| 100.200.550.000.324 | 200 | 550  | 550   | 324 | SUPPORT STAFF             | 444,822.94   |
| 100.200.551.000.324 | 200 | 551  | 550   | 324 | SUPPORT STAFF             | 329,924.02   |
| 100.200.550.000.329 | 200 | 550  | 550   | 329 | SUBSTITUTE/TEMPORARIES    | 42,250.00    |
| 100.200.550.000.361 | 200 | 550  | 550   | 361 | INSURANCE LIFE & HEALTH   | 130,065.02   |
| 100.200.551.000.361 | 200 | 551  | 550   | 361 | INSURANCE LIFE & HEALTH   | 200,866.86   |
| 100.200.550.000.362 | 200 | 550  | 550   | 362 | UNEMPLOYMENT INSURANCE    | 2,471.17     |
| 100.200.551.000.362 | 200 | 551  | 550   | 362 | UNEMPLOYMENT INSURANCE    | 1,601.20     |
| 100.200.550.000.363 | 200 | 550  | 550   | 363 | WORKERS' COMPENSATION     | 28,167.47    |
| 100.200.551.000.363 | 200 | 551  | 550   | 363 | WORKERS' COMPENSATION     | 18,309.58    |
| 100.200.550.000.364 | 200 | 550  | 550   | 364 | FICA CONTRIBUTION         | 93,739.04    |
| 100.200.551.000.364 | 200 | 551  | 550   | 364 | FICA CONTRIBUTION         | 57,200.46    |
| 100.200.551.000.365 | 200 | 551  | 550   | 365 | TEACHERS' RETIREMENT TRS  | 10,362.00    |
| 100.200.550.000.366 | 200 | 550  | 550   | 366 | PUBLIC EMPLOYEE RET PERS  | 251,735.54   |
| 100.200.551.000.366 | 200 | 551  | 550   | 366 | PUBLIC EMPLOYEE RET PERS  | 158,522.24   |
| 100.000.551.000.395 | 000 | 551  | 550   | 395 | TRS ON-BEHALF             | 13,224.84    |
| 100.000.550.000.396 | 000 | 550  | 550   | 396 | PERS ON-BEHALF            | 54,466.23    |
| 100.000.551.000.396 | 000 | 551  | 550   | 396 | PERS ON-BEHALF            | 34,298.35    |
| 100.200.550.000.410 | 200 | 550  | 550   | 410 | PROFESSIONAL & TECHNICAL  | 72,000.00    |
| 100.200.551.000.410 | 200 | 551  | 550   | 410 | PROFESSIONAL & TECHNICAL  | 75,000.00    |
| 100.200.550.000.412 | 200 | 550  | 550   | 412 | AUDITING & ACCOUNTING SVC | 120,000.00   |
| 100.200.550.000.420 | 200 | 550  | 550   | 420 | STAFF TRAVEL              | 50,000.00    |
| 100.200.551.000.420 | 200 | 551  | 550   | 420 | STAFF TRAVEL              | 55,000.00    |
| 100.200.550.000.433 | 200 | 550  | 550   | 433 | COMMUNICATIONS/PHONE/POST | 13,000.00    |
| 100.200.551.000.433 | 200 | 551  | 550   | 433 | COMMUNICATIONS/PHONE/POST | 2,200.00     |
| 100.200.550.000.440 | 200 | 550  | 550   | 440 | OTHER PURCHASED SERVICES  | 37,000.00    |
| 100.200.551.000.440 | 200 | 551  | 550   | 440 | OTHER PURCHASED SERVICES  | 14,000.00    |
| 100.200.550.000.441 | 200 | 550  | 550   | 441 | RENTALS                   | 9,000.00     |
| 100.200.551.000.441 | 200 | 551  | 550   | 441 | RENTALS                   | 6,500.00     |
| 100.200.550.000.445 | 200 | 550  | 550   | 445 | INSURANCE & BOND PREMIUMS | 393,300.00   |
| 100.200.550.000.450 | 200 | 550  | 550   | 450 | SUPPLIES/MATERIALS/MEDIA  | 30,000.00    |
| 100.200.551.000.450 | 200 | 551  | 550   | 450 | SUPPLIES/MATERIALS/MEDIA  | 10,000.00    |
| 100.200.550.000.458 | 200 | 550  | 550   | 458 | GAS & OIL                 | 3,500.00     |
| 100.200.551.000.458 | 200 | 551  | 550   | 458 | GAS & OIL                 | 3,500.00     |
| 100.200.550.000.490 | 200 | 550  | 550   | 490 | OTHER EXPENSES            | 3,000.00     |
| 100.200.550.000.495 | 200 | 550  | 550   | 495 | INDIRECT COSTS            | (150,000.00) |
| Total Expenditures  |     |      |       |     |                           | 3,840,510.00 |

**North Slope Borough School District**  
**District Administration Support Services**  
**Operating Budget FY25**  
**Function 550 551**

| Description                                 | Classification | Budget Type  | Amount      | FTE     | Fund | Location | Function | Program | Object |
|---|----------------|--------------|-------------|---------|------|----------|----------|---------|--------|
| Payroll Manager                             | Classified     | Position     | \$125,310   | 1.0000  | 100  | 200      | 550      | 0       | 321    |
| Accounts Payable Specialist                 | Classified     | Position     | \$104,541   | 1.0000  | 100  | 200      | 550      | 0       | 324    |
| Payroll Specialist                          | Classified     | Position     | \$73,861    | 1.0000  | 100  | 200      | 550      | 0       | 324    |
| Controller                                  | Classified     | Position     | \$141,470   | 1.0000  | 100  | 200      | 550      | 0       | 321    |
| Procurement Administrator                   | Classified     | Position     | \$131,182   | 1.0000  | 100  | 200      | 550      | 0       | 321    |
| Accounts Payable Specialist                 | Classified     | Position     | \$101,046   | 1.0000  | 100  | 200      | 550      | 0       | 324    |
| Purchasing Agent                            | Classified     | Position     | \$87,547    | 1.0000  | 100  | 200      | 550      | 0       | 324    |
| Interim                                     | Classified     | Supplemental | \$38,720    | 0.0000  | 100  | 200      | 550      | 0       | 321    |
| Business Manager                            | Classified     | Position     | \$141,470   | 1.0000  | 100  | 200      | 550      | 0       | 321    |
| Stipend                                     | Classified     | Supplemental | \$10,200    | 0.0000  | 100  | 200      | 550      | 0       | 321    |
| Temporary                                   | Classified     | Supplemental | \$42,250    | 0.0000  | 100  | 200      | 550      | 0       | 329    |
| Director of Business & Finance              | Classified     | Position     | \$160,000   | 1.0000  | 100  | 200      | 550      | 0       | 321    |
| Payroll Specialist                          | Classified     | Position     | \$77,825    | 1.0000  | 100  | 200      | 550      | 0       | 324    |
| Chief Operating Officer                     | Certified      | Position     | \$82,500    | 1.0000  | 100  | 200      | 551      | 0       | 314    |
| Director of Human Resources                 | Classified     | Position     | \$149,740   | 1.0000  | 100  | 200      | 551      | 0       | 321    |
| Human Resources Specialist III              | Classified     | Position     | \$82,076    | 1.0000  | 100  | 200      | 551      | 0       | 324    |
| Coordinator of Human Resources and Benefits | Classified     | Position     | \$111,814   | 1.0000  | 100  | 200      | 551      | 0       | 321    |
| Coordinator of Human Resources and Benefits | Classified     | Position     | \$117,881   | 1.0000  | 100  | 200      | 551      | 0       | 324    |
| Human Resources Specialist II               | Classified     | Position     | \$76,850    | 1.0000  | 100  | 200      | 551      | 0       | 324    |
| Human Resources Specialist I/Receptionist   | Classified     | Position     | \$53,118    | 1.0000  | 100  | 200      | 551      | 0       | 324    |
| Coordinator of Human Resources and Benefits | Classified     | Position     | \$129,077   | 1.0000  | 100  | 200      | 551      | 0       | 321    |
|   |                |              | \$2,038,477 | 18.0000 |      |          |          |         |        |

North Slope Borough School District  
Operations and Maintenance  
Operating Budget FY25  
Function 600 601

| Account             | LOC | FUNC | FUNC2 | OBJ | Description             | Budget     |
|---------------------|-----|------|-------|-----|-------------------------|------------|
| 100.200.600.000.314 | 200 | 600  | 600   | 314 | CERT DIR/COOR/MANAGER   | 82,500.00  |
| 100.200.600.000.321 | 200 | 600  | 600   | 321 | DIRECTOR/COORD/MANAGER  | 280,506.80 |
| 100.300.600.000.321 | 300 | 600  | 600   | 321 | DIRECTOR/COORD/MANAGER  | 45,535.94  |
| 100.400.600.000.321 | 400 | 600  | 600   | 321 | DIRECTOR/COORD/MANAGER  | 125,306.00 |
| 100.410.600.000.321 | 410 | 600  | 600   | 321 | DIRECTOR/COORD/MANAGER  | 125,306.00 |
| 100.430.600.000.321 | 430 | 600  | 600   | 321 | DIRECTOR/COORD/MANAGER  | 63,574.47  |
| 100.460.600.000.321 | 460 | 600  | 600   | 321 | DIRECTOR/COORD/MANAGER  | 74,840.97  |
| 100.470.600.000.321 | 470 | 600  | 600   | 321 | DIRECTOR/COORD/MANAGER  | 2,689.69   |
| 100.480.600.000.321 | 480 | 600  | 600   | 321 | DIRECTOR/COORD/MANAGER  | 84,673.53  |
| 100.490.600.000.321 | 490 | 600  | 600   | 321 | DIRECTOR/COORD/MANAGER  | 102,979.53 |
| 100.200.600.000.324 | 200 | 600  | 600   | 324 | SUPPORT STAFF           | 303,205.51 |
| 100.200.600.000.325 | 200 | 600  | 600   | 325 | MAINTENANCE/CUSTODIAL   | 230,412.02 |
| 100.300.600.000.325 | 300 | 600  | 600   | 325 | MAINTENANCE/CUSTODIAL   | 388,427.67 |
| 100.300.601.000.325 | 300 | 601  | 600   | 325 | MAINTENANCE/CUSTODIAL   | 50,266.07  |
| 100.400.600.000.325 | 400 | 600  | 600   | 325 | MAINTENANCE/CUSTODIAL   | 131,658.02 |
| 100.400.601.000.325 | 400 | 601  | 600   | 325 | MAINTENANCE/CUSTODIAL   | 195,092.19 |
| 100.410.600.000.325 | 410 | 600  | 600   | 325 | MAINTENANCE/CUSTODIAL   | 174,460.51 |
| 100.410.601.000.325 | 410 | 601  | 600   | 325 | MAINTENANCE/CUSTODIAL   | 163,212.54 |
| 100.420.600.000.325 | 420 | 600  | 600   | 325 | MAINTENANCE/CUSTODIAL   | 324,151.33 |
| 100.420.601.000.325 | 420 | 601  | 600   | 325 | MAINTENANCE/CUSTODIAL   | 131,638.20 |
| 100.430.600.000.325 | 430 | 600  | 600   | 325 | MAINTENANCE/CUSTODIAL   | 166,198.51 |
| 100.430.601.000.325 | 430 | 601  | 600   | 325 | MAINTENANCE/CUSTODIAL   | 80,774.10  |
| 100.440.600.000.325 | 440 | 600  | 600   | 325 | MAINTENANCE/CUSTODIAL   | 259,188.04 |
| 100.440.601.000.325 | 440 | 601  | 600   | 325 | MAINTENANCE/CUSTODIAL   | 213,835.89 |
| 100.450.600.000.325 | 450 | 600  | 600   | 325 | MAINTENANCE/CUSTODIAL   | 142,423.54 |
| 100.450.601.000.325 | 450 | 601  | 600   | 325 | MAINTENANCE/CUSTODIAL   | 134,733.38 |
| 100.460.600.000.325 | 460 | 600  | 600   | 325 | MAINTENANCE/CUSTODIAL   | 83,382.00  |
| 100.460.601.000.325 | 460 | 601  | 600   | 325 | MAINTENANCE/CUSTODIAL   | 139,752.69 |
| 100.470.600.000.325 | 470 | 600  | 600   | 325 | MAINTENANCE/CUSTODIAL   | 158,223.00 |
| 100.470.601.000.325 | 470 | 601  | 600   | 325 | MAINTENANCE/CUSTODIAL   | 160,017.01 |
| 100.480.600.000.325 | 480 | 600  | 600   | 325 | MAINTENANCE/CUSTODIAL   | 157,423.51 |
| 100.480.601.000.325 | 480 | 601  | 600   | 325 | MAINTENANCE/CUSTODIAL   | 94,809.00  |
| 100.490.600.000.325 | 490 | 600  | 600   | 325 | MAINTENANCE/CUSTODIAL   | 94,731.00  |
| 100.490.601.000.325 | 490 | 601  | 600   | 325 | MAINTENANCE/CUSTODIAL   | 157,209.70 |
| 100.499.600.000.325 | 499 | 600  | 600   | 325 | MAINTENANCE/CUSTODIAL   | 25,061.20  |
| 100.499.601.000.325 | 499 | 601  | 600   | 325 | MAINTENANCE/CUSTODIAL   | 16,755.44  |
| 100.200.600.000.361 | 200 | 600  | 600   | 361 | INSURANCE LIFE & HEALTH | 239,897.86 |
| 100.300.600.000.361 | 300 | 600  | 600   | 361 | INSURANCE LIFE & HEALTH | 70,609.92  |
| 100.300.601.000.361 | 300 | 601  | 600   | 361 | INSURANCE LIFE & HEALTH | 234.00     |
| 100.400.600.000.361 | 400 | 600  | 600   | 361 | INSURANCE LIFE & HEALTH | 45,758.20  |
| 100.400.601.000.361 | 400 | 601  | 600   | 361 | INSURANCE LIFE & HEALTH | 3,960.00   |
| 100.410.600.000.361 | 410 | 600  | 600   | 361 | INSURANCE LIFE & HEALTH | 92,651.38  |
| 100.410.601.000.361 | 410 | 601  | 600   | 361 | INSURANCE LIFE & HEALTH | 117,999.24 |

North Slope Borough School District  
Operations and Maintenance  
Operating Budget FY25  
Function 600 601

| Account             | LOC | FUNC | FUNC2 | OBJ | Description             | Budget     |
|---------------------|-----|------|-------|-----|-------------------------|------------|
| 100.420.600.000.361 | 420 | 600  | 600   | 361 | INSURANCE LIFE & HEALTH | 173,004.25 |
| 100.420.601.000.361 | 420 | 601  | 600   | 361 | INSURANCE LIFE & HEALTH | 146,433.86 |
| 100.430.600.000.361 | 430 | 600  | 600   | 361 | INSURANCE LIFE & HEALTH | 128,991.82 |
| 100.430.601.000.361 | 430 | 601  | 600   | 361 | INSURANCE LIFE & HEALTH | 552.00     |
| 100.440.600.000.361 | 440 | 600  | 600   | 361 | INSURANCE LIFE & HEALTH | 76,587.60  |
| 100.440.601.000.361 | 440 | 601  | 600   | 361 | INSURANCE LIFE & HEALTH | 117,239.08 |
| 100.450.600.000.361 | 450 | 600  | 600   | 361 | INSURANCE LIFE & HEALTH | 136,376.12 |
| 100.450.601.000.361 | 450 | 601  | 600   | 361 | INSURANCE LIFE & HEALTH | 19,650.00  |
| 100.460.600.000.361 | 460 | 600  | 600   | 361 | INSURANCE LIFE & HEALTH | 13,827.00  |
| 100.460.601.000.361 | 460 | 601  | 600   | 361 | INSURANCE LIFE & HEALTH | 28,257.00  |
| 100.470.600.000.361 | 470 | 600  | 600   | 361 | INSURANCE LIFE & HEALTH | 38,843.38  |
| 100.470.601.000.361 | 470 | 601  | 600   | 361 | INSURANCE LIFE & HEALTH | 33,940.00  |
| 100.480.600.000.361 | 480 | 600  | 600   | 361 | INSURANCE LIFE & HEALTH | 29,730.00  |
| 100.480.601.000.361 | 480 | 601  | 600   | 361 | INSURANCE LIFE & HEALTH | 89,651.38  |
| 100.490.600.000.361 | 490 | 600  | 600   | 361 | INSURANCE LIFE & HEALTH | 81,694.84  |
| 100.490.601.000.361 | 490 | 601  | 600   | 361 | INSURANCE LIFE & HEALTH | 57,448.50  |
| 100.499.600.000.361 | 499 | 600  | 600   | 361 | INSURANCE LIFE & HEALTH | 6,631.93   |
| 100.499.601.000.361 | 499 | 601  | 600   | 361 | INSURANCE LIFE & HEALTH | 78.00      |
| 100.200.600.000.362 | 200 | 600  | 600   | 362 | UNEMPLOYMENT INSURANCE  | 1,687.82   |
| 100.300.600.000.362 | 300 | 600  | 600   | 362 | UNEMPLOYMENT INSURANCE  | 827.04     |
| 100.300.601.000.362 | 300 | 601  | 600   | 362 | UNEMPLOYMENT INSURANCE  | 88.41      |
| 100.400.600.000.362 | 400 | 600  | 600   | 362 | UNEMPLOYMENT INSURANCE  | 471.28     |
| 100.400.601.000.362 | 400 | 601  | 600   | 362 | UNEMPLOYMENT INSURANCE  | 365.60     |
| 100.410.600.000.362 | 410 | 600  | 600   | 362 | UNEMPLOYMENT INSURANCE  | 562.46     |
| 100.410.601.000.362 | 410 | 601  | 600   | 362 | UNEMPLOYMENT INSURANCE  | 284.65     |
| 100.420.600.000.362 | 420 | 600  | 600   | 362 | UNEMPLOYMENT INSURANCE  | 573.87     |
| 100.420.601.000.362 | 420 | 601  | 600   | 362 | UNEMPLOYMENT INSURANCE  | 225.41     |
| 100.430.600.000.362 | 430 | 600  | 600   | 362 | UNEMPLOYMENT INSURANCE  | 408.73     |
| 100.430.601.000.362 | 430 | 601  | 600   | 362 | UNEMPLOYMENT INSURANCE  | 148.82     |
| 100.440.600.000.362 | 440 | 600  | 600   | 362 | UNEMPLOYMENT INSURANCE  | 463.41     |
| 100.440.601.000.362 | 440 | 601  | 600   | 362 | UNEMPLOYMENT INSURANCE  | 374.56     |
| 100.450.600.000.362 | 450 | 600  | 600   | 362 | UNEMPLOYMENT INSURANCE  | 245.57     |
| 100.450.601.000.362 | 450 | 601  | 600   | 362 | UNEMPLOYMENT INSURANCE  | 260.72     |
| 100.460.600.000.362 | 460 | 600  | 600   | 362 | UNEMPLOYMENT INSURANCE  | 302.36     |
| 100.460.601.000.362 | 460 | 601  | 600   | 362 | UNEMPLOYMENT INSURANCE  | 250.31     |
| 100.470.600.000.362 | 470 | 600  | 600   | 362 | UNEMPLOYMENT INSURANCE  | 294.07     |
| 100.470.601.000.362 | 470 | 601  | 600   | 362 | UNEMPLOYMENT INSURANCE  | 296.19     |
| 100.480.600.000.362 | 480 | 600  | 600   | 362 | UNEMPLOYMENT INSURANCE  | 451.93     |
| 100.480.601.000.362 | 480 | 601  | 600   | 362 | UNEMPLOYMENT INSURANCE  | 164.05     |
| 100.490.600.000.362 | 490 | 600  | 600   | 362 | UNEMPLOYMENT INSURANCE  | 359.53     |
| 100.490.601.000.362 | 490 | 601  | 600   | 362 | UNEMPLOYMENT INSURANCE  | 277.46     |
| 100.499.600.000.362 | 499 | 600  | 600   | 362 | UNEMPLOYMENT INSURANCE  | 45.48      |
| 100.499.601.000.362 | 499 | 601  | 600   | 362 | UNEMPLOYMENT INSURANCE  | 29.63      |

North Slope Borough School District  
Operations and Maintenance  
Operating Budget FY25  
Function 600 601

| Account             | LOC | FUNC | FUNC2 | OBJ | Description           | Budget    |
|---------------------|-----|------|-------|-----|-----------------------|-----------|
| 100.200.600.000.363 | 200 | 600  | 600   | 363 | WORKERS' COMPENSATION | 20,443.07 |
| 100.300.600.000.363 | 300 | 600  | 600   | 363 | WORKERS' COMPENSATION | 9,894.50  |
| 100.300.601.000.363 | 300 | 601  | 600   | 363 | WORKERS' COMPENSATION | 1,146.08  |
| 100.400.600.000.363 | 400 | 600  | 600   | 363 | WORKERS' COMPENSATION | 5,858.95  |
| 100.400.601.000.363 | 400 | 601  | 600   | 363 | WORKERS' COMPENSATION | 4,448.07  |
| 100.410.600.000.363 | 410 | 600  | 600   | 363 | WORKERS' COMPENSATION | 6,834.52  |
| 100.410.601.000.363 | 410 | 601  | 600   | 363 | WORKERS' COMPENSATION | 3,720.97  |
| 100.420.600.000.363 | 420 | 600  | 600   | 363 | WORKERS' COMPENSATION | 7,390.46  |
| 100.420.601.000.363 | 420 | 601  | 600   | 363 | WORKERS' COMPENSATION | 3,001.33  |
| 100.430.600.000.363 | 430 | 600  | 600   | 363 | WORKERS' COMPENSATION | 5,238.72  |
| 100.430.601.000.363 | 430 | 601  | 600   | 363 | WORKERS' COMPENSATION | 1,841.45  |
| 100.440.600.000.363 | 440 | 600  | 600   | 363 | WORKERS' COMPENSATION | 5,909.30  |
| 100.440.601.000.363 | 440 | 601  | 600   | 363 | WORKERS' COMPENSATION | 4,875.17  |
| 100.450.600.000.363 | 450 | 600  | 600   | 363 | WORKERS' COMPENSATION | 3,247.36  |
| 100.450.601.000.363 | 450 | 601  | 600   | 363 | WORKERS' COMPENSATION | 3,072.00  |
| 100.460.600.000.363 | 460 | 600  | 600   | 363 | WORKERS' COMPENSATION | 3,607.51  |
| 100.460.601.000.363 | 460 | 601  | 600   | 363 | WORKERS' COMPENSATION | 3,186.32  |
| 100.470.600.000.363 | 470 | 600  | 600   | 363 | WORKERS' COMPENSATION | 3,668.82  |
| 100.470.601.000.363 | 470 | 601  | 600   | 363 | WORKERS' COMPENSATION | 3,648.40  |
| 100.480.600.000.363 | 480 | 600  | 600   | 363 | WORKERS' COMPENSATION | 5,519.72  |
| 100.480.601.000.363 | 480 | 601  | 600   | 363 | WORKERS' COMPENSATION | 2,161.64  |
| 100.490.600.000.363 | 490 | 600  | 600   | 363 | WORKERS' COMPENSATION | 4,507.75  |
| 100.490.601.000.363 | 490 | 601  | 600   | 363 | WORKERS' COMPENSATION | 3,584.30  |
| 100.499.600.000.363 | 499 | 600  | 600   | 363 | WORKERS' COMPENSATION | 571.44    |
| 100.499.601.000.363 | 499 | 601  | 600   | 363 | WORKERS' COMPENSATION | 381.95    |
| 100.200.600.000.364 | 200 | 600  | 600   | 364 | FICA CONTRIBUTION     | 62,414.48 |
| 100.300.600.000.364 | 300 | 600  | 600   | 364 | FICA CONTRIBUTION     | 32,914.33 |
| 100.300.601.000.364 | 300 | 601  | 600   | 364 | FICA CONTRIBUTION     | 3,862.92  |
| 100.400.600.000.364 | 400 | 600  | 600   | 364 | FICA CONTRIBUTION     | 19,435.51 |
| 100.400.601.000.364 | 400 | 601  | 600   | 364 | FICA CONTRIBUTION     | 14,935.16 |
| 100.410.600.000.364 | 410 | 600  | 600   | 364 | FICA CONTRIBUTION     | 22,561.35 |
| 100.410.601.000.364 | 410 | 601  | 600   | 364 | FICA CONTRIBUTION     | 11,942.86 |
| 100.420.600.000.364 | 420 | 600  | 600   | 364 | FICA CONTRIBUTION     | 24,011.65 |
| 100.420.601.000.364 | 420 | 601  | 600   | 364 | FICA CONTRIBUTION     | 9,434.86  |
| 100.430.600.000.364 | 430 | 600  | 600   | 364 | FICA CONTRIBUTION     | 16,955.31 |
| 100.430.601.000.364 | 430 | 601  | 600   | 364 | FICA CONTRIBUTION     | 6,180.34  |
| 100.440.600.000.364 | 440 | 600  | 600   | 364 | FICA CONTRIBUTION     | 19,354.35 |
| 100.440.601.000.364 | 440 | 601  | 600   | 364 | FICA CONTRIBUTION     | 15,649.44 |
| 100.450.600.000.364 | 450 | 600  | 600   | 364 | FICA CONTRIBUTION     | 10,267.58 |
| 100.450.601.000.364 | 450 | 601  | 600   | 364 | FICA CONTRIBUTION     | 10,192.94 |
| 100.460.600.000.364 | 460 | 600  | 600   | 364 | FICA CONTRIBUTION     | 11,987.82 |
| 100.460.601.000.364 | 460 | 601  | 600   | 364 | FICA CONTRIBUTION     | 10,430.68 |
| 100.470.600.000.364 | 470 | 600  | 600   | 364 | FICA CONTRIBUTION     | 12,246.39 |

North Slope Borough School District  
Operations and Maintenance  
Operating Budget FY25  
Function 600 601

| Account             | LOC | FUNC | FUNC2 | OBJ | Description              | Budget     |
|---------------------|-----|------|-------|-----|--------------------------|------------|
| 100.470.601.000.364 | 470 | 601  | 600   | 364 | FICA CONTRIBUTION        | 12,046.40  |
| 100.480.600.000.364 | 480 | 600  | 600   | 364 | FICA CONTRIBUTION        | 18,278.23  |
| 100.480.601.000.364 | 480 | 601  | 600   | 364 | FICA CONTRIBUTION        | 6,819.89   |
| 100.490.600.000.364 | 490 | 600  | 600   | 364 | FICA CONTRIBUTION        | 14,869.64  |
| 100.490.601.000.364 | 490 | 601  | 600   | 364 | FICA CONTRIBUTION        | 11,575.04  |
| 100.499.600.000.364 | 499 | 600  | 600   | 364 | FICA CONTRIBUTION        | 1,890.60   |
| 100.499.601.000.364 | 499 | 601  | 600   | 364 | FICA CONTRIBUTION        | 1,287.80   |
| 100.200.600.000.365 | 200 | 600  | 600   | 365 | TEACHERS' RETIREMENT TRS | 10,362.00  |
| 100.200.600.000.366 | 200 | 600  | 600   | 366 | PUBLIC EMPLOYEE RET PERS | 179,107.78 |
| 100.300.600.000.366 | 300 | 600  | 600   | 366 | PUBLIC EMPLOYEE RET PERS | 95,471.88  |
| 100.300.601.000.366 | 300 | 601  | 600   | 366 | PUBLIC EMPLOYEE RET PERS | 11,058.57  |
| 100.400.600.000.366 | 400 | 600  | 600   | 366 | PUBLIC EMPLOYEE RET PERS | 55,212.35  |
| 100.400.601.000.366 | 400 | 601  | 600   | 366 | PUBLIC EMPLOYEE RET PERS | 42,920.46  |
| 100.410.600.000.366 | 410 | 600  | 600   | 366 | PUBLIC EMPLOYEE RET PERS | 64,628.76  |
| 100.410.601.000.366 | 410 | 601  | 600   | 366 | PUBLIC EMPLOYEE RET PERS | 35,906.98  |
| 100.420.600.000.366 | 420 | 600  | 600   | 366 | PUBLIC EMPLOYEE RET PERS | 68,673.64  |
| 100.420.601.000.366 | 420 | 601  | 600   | 366 | PUBLIC EMPLOYEE RET PERS | 28,960.40  |
| 100.430.600.000.366 | 430 | 600  | 600   | 366 | PUBLIC EMPLOYEE RET PERS | 50,550.17  |
| 100.430.601.000.366 | 430 | 601  | 600   | 366 | PUBLIC EMPLOYEE RET PERS | 17,770.30  |
| 100.440.600.000.366 | 440 | 600  | 600   | 366 | PUBLIC EMPLOYEE RET PERS | 57,021.51  |
| 100.440.601.000.366 | 440 | 601  | 600   | 366 | PUBLIC EMPLOYEE RET PERS | 47,044.13  |
| 100.450.600.000.366 | 450 | 600  | 600   | 366 | PUBLIC EMPLOYEE RET PERS | 31,333.30  |
| 100.450.601.000.366 | 450 | 601  | 600   | 366 | PUBLIC EMPLOYEE RET PERS | 29,641.34  |
| 100.460.600.000.366 | 460 | 600  | 600   | 366 | PUBLIC EMPLOYEE RET PERS | 32,829.11  |
| 100.460.601.000.366 | 460 | 601  | 600   | 366 | PUBLIC EMPLOYEE RET PERS | 30,745.81  |
| 100.470.600.000.366 | 470 | 600  | 600   | 366 | PUBLIC EMPLOYEE RET PERS | 35,400.80  |
| 100.470.601.000.366 | 470 | 601  | 600   | 366 | PUBLIC EMPLOYEE RET PERS | 35,203.86  |
| 100.480.600.000.366 | 480 | 600  | 600   | 366 | PUBLIC EMPLOYEE RET PERS | 51,281.48  |
| 100.480.601.000.366 | 480 | 601  | 600   | 366 | PUBLIC EMPLOYEE RET PERS | 20,857.99  |
| 100.490.600.000.366 | 490 | 600  | 600   | 366 | PUBLIC EMPLOYEE RET PERS | 41,516.34  |
| 100.490.601.000.366 | 490 | 601  | 600   | 366 | PUBLIC EMPLOYEE RET PERS | 34,586.47  |
| 100.499.600.000.366 | 499 | 600  | 600   | 366 | PUBLIC EMPLOYEE RET PERS | 5,513.52   |
| 100.499.601.000.366 | 499 | 601  | 600   | 366 | PUBLIC EMPLOYEE RET PERS | 3,686.28   |
| 100.000.600.000.395 | 000 | 600  | 600   | 395 | TRS ON-BEHALF            | 13,224.72  |
| 100.000.600.000.396 | 000 | 600  | 600   | 396 | PERS ON-BEHALF           | 314,420.58 |
| 100.000.601.000.396 | 000 | 601  | 600   | 396 | PERS ON-BEHALF           | 73,213.38  |
| 100.200.600.000.410 | 200 | 600  | 600   | 410 | PROFESSIONAL & TECHNICAL | 12,700.00  |
| 100.300.600.000.410 | 300 | 600  | 600   | 410 | PROFESSIONAL & TECHNICAL | 11,000.00  |
| 100.400.600.000.410 | 400 | 600  | 600   | 410 | PROFESSIONAL & TECHNICAL | 7,800.00   |
| 100.410.600.000.410 | 410 | 600  | 600   | 410 | PROFESSIONAL & TECHNICAL | 15,000.00  |
| 100.420.600.000.410 | 420 | 600  | 600   | 410 | PROFESSIONAL & TECHNICAL | 6,000.00   |
| 100.430.600.000.410 | 430 | 600  | 600   | 410 | PROFESSIONAL & TECHNICAL | 11,000.00  |
| 100.440.600.000.410 | 440 | 600  | 600   | 410 | PROFESSIONAL & TECHNICAL | 9,000.00   |

North Slope Borough School District  
Operations and Maintenance  
Operating Budget FY25  
Function 600 601

| Account             | LOC | FUNC | FUNC2 | OBJ | Description               | Budget       |
|---------------------|-----|------|-------|-----|---------------------------|--------------|
| 100.450.600.000.410 | 450 | 600  | 600   | 410 | PROFESSIONAL & TECHNICAL  | 12,000.00    |
| 100.460.600.000.410 | 460 | 600  | 600   | 410 | PROFESSIONAL & TECHNICAL  | 14,000.00    |
| 100.470.600.000.410 | 470 | 600  | 600   | 410 | PROFESSIONAL & TECHNICAL  | 15,000.00    |
| 100.480.600.000.410 | 480 | 600  | 600   | 410 | PROFESSIONAL & TECHNICAL  | 12,000.00    |
| 100.490.600.000.410 | 490 | 600  | 600   | 410 | PROFESSIONAL & TECHNICAL  | 11,000.00    |
| 100.499.600.000.410 | 499 | 600  | 600   | 410 | PROFESSIONAL & TECHNICAL  | 10,000.00    |
| 100.200.600.000.420 | 200 | 600  | 600   | 420 | STAFF TRAVEL              | 120,500.00   |
| 100.200.600.000.431 | 200 | 600  | 600   | 431 | WATER & SEWER             | 4,200.00     |
| 100.400.600.000.431 | 400 | 600  | 600   | 431 | WATER & SEWER             | 88,000.00    |
| 100.410.600.000.431 | 410 | 600  | 600   | 431 | WATER & SEWER             | 27,000.00    |
| 100.420.600.000.431 | 420 | 600  | 600   | 431 | WATER & SEWER             | 68,000.00    |
| 100.430.600.000.431 | 430 | 600  | 600   | 431 | WATER & SEWER             | 21,000.00    |
| 100.440.600.000.431 | 440 | 600  | 600   | 431 | WATER & SEWER             | 45,000.00    |
| 100.450.600.000.431 | 450 | 600  | 600   | 431 | WATER & SEWER             | 16,500.00    |
| 100.460.600.000.431 | 460 | 600  | 600   | 431 | WATER & SEWER             | 18,000.00    |
| 100.470.600.000.431 | 470 | 600  | 600   | 431 | WATER & SEWER             | 23,000.00    |
| 100.480.600.000.431 | 480 | 600  | 600   | 431 | WATER & SEWER             | 2,000.00     |
| 100.490.600.000.431 | 490 | 600  | 600   | 431 | WATER & SEWER             | 25,300.00    |
| 100.499.600.000.431 | 499 | 600  | 600   | 431 | WATER & SEWER             | 11,000.00    |
| 100.200.600.000.433 | 200 | 600  | 600   | 433 | COMMUNICATIONS/PHONE/POST | 7,000.00     |
| 100.300.600.000.433 | 300 | 600  | 600   | 433 | COMMUNICATIONS/PHONE/POST | 8,500.00     |
| 100.430.600.000.433 | 430 | 600  | 600   | 433 | COMMUNICATIONS/PHONE/POST | 5,000.00     |
| 100.440.600.000.433 | 440 | 600  | 600   | 433 | COMMUNICATIONS/PHONE/POST | 7,000.00     |
| 100.450.600.000.433 | 450 | 600  | 600   | 433 | COMMUNICATIONS/PHONE/POST | 4,500.00     |
| 100.460.600.000.433 | 460 | 600  | 600   | 433 | COMMUNICATIONS/PHONE/POST | 2,000.00     |
| 100.470.600.000.433 | 470 | 600  | 600   | 433 | COMMUNICATIONS/PHONE/POST | 1,800.00     |
| 100.480.600.000.433 | 480 | 600  | 600   | 433 | COMMUNICATIONS/PHONE/POST | 2,800.00     |
| 100.490.600.000.433 | 490 | 600  | 600   | 433 | COMMUNICATIONS/PHONE/POST | 32,300.00    |
| 100.200.600.000.435 | 200 | 600  | 600   | 435 | ELECTRICITY               | 42,000.00    |
| 100.400.600.000.435 | 400 | 600  | 600   | 435 | ELECTRICITY               | 148,000.00   |
| 100.410.600.000.435 | 410 | 600  | 600   | 435 | ELECTRICITY               | 111,000.00   |
| 100.420.600.000.435 | 420 | 600  | 600   | 435 | ELECTRICITY               | 180,000.00   |
| 100.430.600.000.435 | 430 | 600  | 600   | 435 | ELECTRICITY               | 115,000.00   |
| 100.440.600.000.435 | 440 | 600  | 600   | 435 | ELECTRICITY               | 252,000.00   |
| 100.450.600.000.435 | 450 | 600  | 600   | 435 | ELECTRICITY               | 210,000.00   |
| 100.460.600.000.435 | 460 | 600  | 600   | 435 | ELECTRICITY               | 126,000.00   |
| 100.470.600.000.435 | 470 | 600  | 600   | 435 | ELECTRICITY               | 220,000.00   |
| 100.480.600.000.435 | 480 | 600  | 600   | 435 | ELECTRICITY               | 55,000.00    |
| 100.490.600.000.435 | 490 | 600  | 600   | 435 | ELECTRICITY               | 110,000.00   |
| 100.499.600.000.435 | 499 | 600  | 600   | 435 | ELECTRICITY               | 9,000.00     |
| 100.200.600.000.436 | 200 | 600  | 600   | 436 | FUEL OIL/NATURAL GAS      | 1,615,000.00 |
| 100.400.600.000.436 | 400 | 600  | 600   | 436 | FUEL OIL/NATURAL GAS      | 35,000.00    |
| 100.410.600.000.436 | 410 | 600  | 600   | 436 | FUEL OIL/NATURAL GAS      | 25,500.00    |

North Slope Borough School District  
Operations and Maintenance  
Operating Budget FY25  
Function 600 601

| Account             | LOC | FUNC | FUNC2 | OBJ | Description               | Budget       |
|---------------------|-----|------|-------|-----|---------------------------|--------------|
| 100.420.600.000.436 | 420 | 600  | 600   | 436 | FUEL OIL/NATURAL GAS      | 111,000.00   |
| 100.430.600.000.436 | 430 | 600  | 600   | 436 | FUEL OIL/NATURAL GAS      | 3,000.00     |
| 100.440.600.000.436 | 440 | 600  | 600   | 436 | FUEL OIL/NATURAL GAS      | 6,000.00     |
| 100.450.600.000.436 | 450 | 600  | 600   | 436 | FUEL OIL/NATURAL GAS      | 12,000.00    |
| 100.480.600.000.436 | 480 | 600  | 600   | 436 | FUEL OIL/NATURAL GAS      | 4,600.00     |
| 100.499.600.000.436 | 499 | 600  | 600   | 436 | FUEL OIL/NATURAL GAS      | 8,400.00     |
| 100.200.600.000.440 | 200 | 600  | 600   | 440 | OTHER PURCHASED SERVICES  | 80,000.00    |
| 100.440.600.000.440 | 440 | 600  | 600   | 440 | OTHER PURCHASED SERVICES  | 13,300.00    |
| 100.200.600.000.441 | 200 | 600  | 600   | 441 | RENTALS                   | 7,000.00     |
| 100.200.600.000.443 | 200 | 600  | 600   | 443 | EQUIPMENT REPAIR & MAINT  | 3,000.00     |
| 100.410.600.000.443 | 410 | 600  | 600   | 443 | EQUIPMENT REPAIR & MAINT  | 13,800.00    |
| 100.420.600.000.443 | 420 | 600  | 600   | 443 | EQUIPMENT REPAIR & MAINT  | 16,900.00    |
| 100.450.600.000.443 | 450 | 600  | 600   | 443 | EQUIPMENT REPAIR & MAINT  | 8,800.00     |
| 100.460.600.000.443 | 460 | 600  | 600   | 443 | EQUIPMENT REPAIR & MAINT  | 5,500.00     |
| 100.470.600.000.443 | 470 | 600  | 600   | 443 | EQUIPMENT REPAIR & MAINT  | 9,300.00     |
| 100.480.600.000.443 | 480 | 600  | 600   | 443 | EQUIPMENT REPAIR & MAINT  | 2,700.00     |
| 100.490.600.000.443 | 490 | 600  | 600   | 443 | EQUIPMENT REPAIR & MAINT  | 5,700.00     |
| 100.200.600.000.445 | 200 | 600  | 600   | 445 | INSURANCE & BOND PREMIUMS | 3,455,000.00 |
| 100.200.600.000.450 | 200 | 600  | 600   | 450 | SUPPLIES/MATERIALS/MEDIA  | 112,229.00   |
| 100.200.600.000.452 | 200 | 600  | 600   | 452 | MAINTENANCE SUPPLIES      | 90,000.00    |
| 100.400.600.000.452 | 400 | 600  | 600   | 452 | MAINTENANCE SUPPLIES      | 79,700.00    |
| 100.410.600.000.452 | 410 | 600  | 600   | 452 | MAINTENANCE SUPPLIES      | 44,800.00    |
| 100.420.600.000.452 | 420 | 600  | 600   | 452 | MAINTENANCE SUPPLIES      | 53,500.00    |
| 100.430.600.000.452 | 430 | 600  | 600   | 452 | MAINTENANCE SUPPLIES      | 20,100.00    |
| 100.440.600.000.452 | 440 | 600  | 600   | 452 | MAINTENANCE SUPPLIES      | 44,000.00    |
| 100.450.600.000.452 | 450 | 600  | 600   | 452 | MAINTENANCE SUPPLIES      | 29,200.00    |
| 100.460.600.000.452 | 460 | 600  | 600   | 452 | MAINTENANCE SUPPLIES      | 17,900.00    |
| 100.470.600.000.452 | 470 | 600  | 600   | 452 | MAINTENANCE SUPPLIES      | 30,400.00    |
| 100.480.600.000.452 | 480 | 600  | 600   | 452 | MAINTENANCE SUPPLIES      | 10,600.00    |
| 100.490.600.000.452 | 490 | 600  | 600   | 452 | MAINTENANCE SUPPLIES      | 18,100.00    |
| 100.499.600.000.452 | 499 | 600  | 600   | 452 | MAINTENANCE SUPPLIES      | 9,800.00     |
| 100.200.601.000.453 | 200 | 601  | 600   | 453 | JANITORIAL SUPPLIES       | 9,800.00     |
| 100.400.601.000.453 | 400 | 601  | 600   | 453 | JANITORIAL SUPPLIES       | 58,100.00    |
| 100.410.601.000.453 | 410 | 601  | 600   | 453 | JANITORIAL SUPPLIES       | 32,700.00    |
| 100.420.601.000.453 | 420 | 601  | 600   | 453 | JANITORIAL SUPPLIES       | 39,500.00    |
| 100.430.601.000.453 | 430 | 601  | 600   | 453 | JANITORIAL SUPPLIES       | 15,100.00    |
| 100.440.601.000.453 | 440 | 601  | 600   | 453 | JANITORIAL SUPPLIES       | 31,800.00    |
| 100.450.601.000.453 | 450 | 601  | 600   | 453 | JANITORIAL SUPPLIES       | 21,500.00    |
| 100.460.601.000.453 | 460 | 601  | 600   | 453 | JANITORIAL SUPPLIES       | 13,700.00    |
| 100.470.601.000.453 | 470 | 601  | 600   | 453 | JANITORIAL SUPPLIES       | 22,500.00    |
| 100.480.601.000.453 | 480 | 601  | 600   | 453 | JANITORIAL SUPPLIES       | 7,700.00     |
| 100.490.601.000.453 | 490 | 601  | 600   | 453 | JANITORIAL SUPPLIES       | 14,000.00    |
| 100.499.601.000.453 | 499 | 601  | 600   | 453 | JANITORIAL SUPPLIES       | 7,500.00     |



North Slope Borough School District  
 Operations and Maintenance  
 Operating Budget FY25  
 Function 600 601

| Account             | LOC | FUNC | FUNC2 | OBJ | Description             | Budget        |
|---------------------|-----|------|-------|-----|-------------------------|---------------|
| 100.200.600.000.458 | 200 | 600  | 600   | 458 | GAS & OIL               | 55,000.00     |
| 100.430.600.000.458 | 430 | 600  | 600   | 458 | GAS & OIL               | 3,500.00      |
| 100.440.600.000.458 | 440 | 600  | 600   | 458 | GAS & OIL               | 12,000.00     |
| 100.450.600.000.458 | 450 | 600  | 600   | 458 | GAS & OIL               | 7,500.00      |
| 100.460.600.000.458 | 460 | 600  | 600   | 458 | GAS & OIL               | 8,000.00      |
| 100.470.600.000.458 | 470 | 600  | 600   | 458 | GAS & OIL               | 4,800.00      |
| 100.480.600.000.458 | 480 | 600  | 600   | 458 | GAS & OIL               | 10,500.00     |
| 100.490.600.000.458 | 490 | 600  | 600   | 458 | GAS & OIL               | 14,000.00     |
| 100.200.600.000.510 | 200 | 600  | 600   | 510 | EQUIPMENT (OVER \$5000) | 50,000.00     |
| Expenditures        |     |      |       |     |                         | 17,647,840.00 |

**North Slope Borough School District**  
**Operations and Maintenance**  
**Operating Budget FY25**  
**Function 600 601**

| Description                                    | Classification | Budget Type  | Amount    | FTE    | Fund | Location | Function | Program | Object |
|--|----------------|--------------|-----------|--------|------|----------|----------|---------|--------|
| Maintenance Worker III YR                      | Classified     | Position     | \$45,679  | 1.0000 | 100  | 300      | 600      | 0       | 325    |
| Secretary III                                  | Classified     | Position     | \$60,626  | 1.0000 | 100  | 200      | 600      | 0       | 324    |
| Support Staff                                  | Classified     | Position     | \$94,731  | 1.0000 | 100  | 200      | 600      | 0       | 324    |
| Chief Operating Officer                        | Certified      | Position     | \$82,500  | 1.0000 | 100  | 200      | 600      | 0       | 314    |
| Coordinator of Support Services, M&O           | Classified     | Position     | \$131,066 | 1.0000 | 100  | 200      | 600      | 0       | 321    |
| Emergency Operations Coordinator               | Classified     | Position     | \$82,168  | 1.0000 | 100  | 200      | 600      | 0       | 321    |
| Plumber/Electrician Itinerant/Preventive Maint | Classified     | Position     | \$113,763 | 1.0000 | 100  | 200      | 600      | 0       | 325    |
| Secretary II                                   | Classified     | Position     | \$53,118  | 1.0000 | 100  | 200      | 600      | 0       | 324    |
| Administrative Assistant/Program Assistant     | Classified     | Position     | \$94,731  | 1.0000 | 100  | 200      | 600      | 0       | 324    |
| Maintenance Worker III YR                      | Classified     | Position     | \$42,530  | 1.0000 | 100  | 200      | 600      | 0       | 325    |
| Heavy Equipment Operator/Expediter             | Classified     | Position     | \$74,120  | 1.0000 | 100  | 200      | 600      | 0       | 325    |
| Director of M&O                                | Classified     | Position     | \$67,273  | 1.0000 | 100  | 200      | 600      | 0       | 321    |
| Plumber/Electrician Itinerant/Preventive Maint | Classified     | Position     | \$60,811  | 1.0000 | 100  | 300      | 600      | 0       | 325    |
| Plant Manager                                  | Classified     | Position     | \$45,536  | 1.0000 | 100  | 300      | 600      | 0       | 321    |
| Maintenance Worker II YR                       | Classified     | Position     | \$34,622  | 1.0000 | 100  | 300      | 600      | 0       | 325    |
| Itinerant Carpenter                            | Classified     | Position     | \$88,218  | 1.0000 | 100  | 300      | 600      | 0       | 325    |
| Maintenance Worker I YR                        | Classified     | Position     | \$33,940  | 1.0000 | 100  | 300      | 600      | 0       | 325    |
| Maintenance Worker II YR                       | Classified     | Position     | \$33,940  | 1.0000 | 100  | 300      | 600      | 0       | 325    |
| Plumber  | Classified     | Position     | \$91,216  | 1.0000 | 100  | 300      | 600      | 0       | 325    |
| Maintenance Worker I YR                        | Classified     | Position     | \$50,266  | 1.0000 | 100  | 300      | 601      | 0       | 325    |
| Maintenance Worker I YR                        | Classified     | Position     | \$51,539  | 1.0000 | 100  | 400      | 600      | 0       | 325    |
| Plant Manager                                  | Classified     | Position     | \$125,306 | 1.0000 | 100  | 400      | 600      | 0       | 321    |
| Residential Stipend                            | Classified     | Supplemental | \$6,000   | 0.0000 | 100  | 400      | 600      | 0       | 325    |
| Maintenance Worker II YR                       | Classified     | Position     | \$74,120  | 1.0000 | 100  | 400      | 600      | 0       | 325    |
| Maintenance Worker I SY                        | Classified     | Position     | \$36,600  | 1.0000 | 100  | 400      | 601      | 0       | 325    |
| Maintenance Worker I SY                        | Classified     | Position     | \$35,440  | 1.0000 | 100  | 400      | 601      | 0       | 325    |
| Maintenance Worker I SY                        | Classified     | Position     | \$56,455  | 1.0000 | 100  | 400      | 601      | 0       | 325    |
| Maintenance Worker I SY                        | Classified     | Position     | \$34,208  | 1.0000 | 100  | 400      | 601      | 0       | 325    |
| Maintenance Worker I SY                        | Classified     | Position     | \$32,389  | 1.0000 | 100  | 400      | 601      | 0       | 325    |
| Maintenance Worker II YR                       | Classified     | Position     | \$67,022  | 1.0000 | 100  | 410      | 600      | 0       | 325    |
| Maintenance Worker III YR                      | Classified     | Position     | \$101,439 | 1.0000 | 100  | 410      | 600      | 0       | 325    |
| Residential Stipend                            | Classified     | Supplemental | \$6,000   | 0.0000 | 100  | 410      | 600      | 0       | 325    |
| Plant Manager                                  | Classified     | Position     | \$125,306 | 1.0000 | 100  | 410      | 600      | 0       | 321    |
| Maintenance Worker I SY                        | Classified     | Position     | \$55,107  | 1.0000 | 100  | 410      | 601      | 0       | 325    |
| Maintenance Worker I SY                        | Classified     | Position     | \$58,871  | 1.0000 | 100  | 410      | 601      | 0       | 325    |
| Maintenance Worker I SY                        | Classified     | Position     | \$49,235  | 1.0000 | 100  | 410      | 601      | 0       | 325    |
| Plant Manager                                  | Classified     | Position     | \$100,245 | 0.8000 | 100  | 420      | 600      | 0       | 325    |
| Residential Stipend                            | Classified     | Supplemental | \$12,000  | 0.0000 | 100  | 420      | 600      | 0       | 325    |
| Maintenance Worker I YR                        | Classified     | Position     | \$67,022  | 1.0000 | 100  | 420      | 600      | 0       | 325    |
| Maintenance Worker II YR                       | Classified     | Position     | \$82,076  | 1.0000 | 100  | 420      | 600      | 0       | 325    |
| Maintenance Worker II YR                       | Classified     | Position     | \$62,810  | 1.0000 | 100  | 420      | 600      | 0       | 325    |
| Maintenance Worker I SY                        | Classified     | Position     | \$53,118  | 1.0000 | 100  | 420      | 601      | 0       | 325    |
| Maintenance Worker I SY                        | Classified     | Position     | \$38,038  | 1.0000 | 100  | 420      | 601      | 0       | 325    |
| Maintenance Worker I SY                        | Classified     | Position     | \$40,482  | 1.0000 | 100  | 420      | 601      | 0       | 325    |
| Maintenance Worker III YR                      | Classified     | Position     | \$101,439 | 1.0000 | 100  | 430      | 600      | 0       | 325    |
| Maintenance Worker II YR                       | Classified     | Position     | \$64,760  | 1.0000 | 100  | 430      | 600      | 0       | 325    |
| Plant Manager                                  | Classified     | Position     | \$63,574  | 1.0000 | 100  | 430      | 600      | 0       | 321    |
| Maintenance Worker I YR                        | Classified     | Position     | \$34,208  | 1.0000 | 100  | 430      | 601      | 0       | 325    |
| Maintenance Worker I YR                        | Classified     | Position     | \$46,566  | 1.0000 | 100  | 430      | 601      | 0       | 325    |
| Maintenance Worker III YR                      | Classified     | Position     | \$82,076  | 1.0000 | 100  | 440      | 600      | 0       | 325    |
| Plant Manager                                  | Classified     | Position     | \$75,674  | 1.0000 | 100  | 440      | 600      | 0       | 325    |
| Maintenance Worker III YR                      | Classified     | Position     | \$101,439 | 1.0000 | 100  | 440      | 600      | 0       | 325    |
| Maintenance Worker I YR                        | Classified     | Position     | \$55,107  | 1.0000 | 100  | 440      | 601      | 0       | 325    |
| Maintenance Worker I YR                        | Classified     | Position     | \$67,022  | 1.0000 | 100  | 440      | 601      | 0       | 325    |
| Maintenance Worker I YR                        | Classified     | Position     | \$55,107  | 1.0000 | 100  | 440      | 601      | 0       | 325    |
| Maintenance Worker I SY                        | Classified     | Position     | \$36,600  | 1.0000 | 100  | 440      | 601      | 0       | 325    |
| Maintenance Worker III YR                      | Classified     | Position     | \$74,120  | 1.0000 | 100  | 450      | 600      | 0       | 325    |
| Plant Manager                                  | Classified     | Position     | \$68,304  | 1.0000 | 100  | 450      | 600      | 0       | 325    |
| Maintenance Worker I SY                        | Classified     | Position     | \$35,440  | 1.0000 | 100  | 450      | 601      | 0       | 325    |
| Cook Helper/Maint I YR                         | Classified     | Position     | \$21,255  | 1.0000 | 100  | 450      | 601      | 0       | 325    |
| Maintenance Worker I SY                        | Classified     | Position     | \$32,389  | 0.5000 | 100  | 450      | 601      | 0       | 325    |
| Maintenance Worker I YR                        | Classified     | Position     | \$45,650  | 1.0000 | 100  | 450      | 601      | 0       | 325    |
| Plant Manager                                  | Classified     | Position     | \$65,841  | 1.0000 | 100  | 460      | 600      | 0       | 321    |
| Residential Stipend                            | Classified     | Supplemental | \$9,000   | 0.0000 | 100  | 460      | 600      | 0       | 321    |

**North Slope Borough School District  
Operations and Maintenance  
Operating Budget FY25  
Function 600 601**

| Description               | Classification | Budget Type  | Amount    | FTE    | Fund | Location | Function | Program | Object |
|---------------------------|----------------|--------------|-----------|--------|------|----------|----------|---------|--------|
| Maintenance Worker III YR | Classified     | Position     | \$83,382  | 1.0000 | 100  | 460      | 600      | 0       | 325    |
| Maintenance Worker I YR   | Classified     | Position     | \$44,967  | 1.0000 | 100  | 460      | 601      | 0       | 325    |
| Maintenance Worker I YR   | Classified     | Position     | \$51,539  | 1.0000 | 100  | 460      | 601      | 0       | 325    |
| Maintenance Worker I SY   | Classified     | Position     | \$43,247  | 1.0000 | 100  | 460      | 601      | 0       | 325    |
| Maintenance Worker III YR | Classified     | Position     | \$101,439 | 1.0000 | 100  | 470      | 600      | 0       | 325    |
| Maintenance Worker II YR  | Classified     | Position     | \$56,784  | 1.0000 | 100  | 470      | 600      | 0       | 325    |
| Plant Manager             | Classified     | Position     | \$2,690   | 1.0000 | 100  | 470      | 600      | 0       | 321    |
| Maintenance Worker I YR   | Classified     | Position     | \$62,810  | 1.0000 | 100  | 470      | 601      | 0       | 325    |
| Maintenance Worker I YR   | Classified     | Position     | \$53,118  | 1.0000 | 100  | 470      | 601      | 0       | 325    |
| Maintenance Worker I YR   | Classified     | Position     | \$44,090  | 1.0000 | 100  | 470      | 601      | 0       | 325    |
| Maintenance Worker II YR  | Classified     | Position     | \$82,076  | 1.0000 | 100  | 480      | 600      | 0       | 325    |
| Plant Manager             | Classified     | Position     | \$75,674  | 1.0000 | 100  | 480      | 600      | 0       | 321    |
| Residential Stipend       | Classified     | Supplemental | \$9,000   | 0.0000 | 100  | 480      | 600      | 0       | 321    |
| Maintenance Worker II YR  | Classified     | Position     | \$75,348  | 1.0000 | 100  | 480      | 600      | 0       | 325    |
| Maintenance Worker I YR   | Classified     | Position     | \$46,566  | 1.0000 | 100  | 480      | 601      | 0       | 325    |
| Maintenance Worker I YR   | Classified     | Position     | \$48,243  | 1.0000 | 100  | 480      | 601      | 0       | 325    |
| Maintenance Worker III YR | Classified     | Position     | \$94,731  | 1.0000 | 100  | 490      | 600      | 0       | 325    |
| Plant Manager             | Classified     | Position     | \$93,980  | 1.0000 | 100  | 490      | 600      | 0       | 321    |
| Residential Stipend       | Classified     | Supplemental | \$9,000   | 0.0000 | 100  | 490      | 600      | 0       | 321    |
| Maintenance Worker I YR   | Classified     | Position     | \$61,135  | 1.0000 | 100  | 490      | 601      | 0       | 325    |
| Maintenance Worker I SY   | Classified     | Position     | \$44,536  | 1.0000 | 100  | 490      | 601      | 0       | 325    |
| Maintenance Worker I YR   | Classified     | Position     | \$51,539  | 0.5000 | 100  | 490      | 601      | 0       | 325    |
| Plant Manager             | Classified     | Position     | \$25,061  | 0.2000 | 100  | 499      | 600      | 0       | 325    |
| Maintenance Worker I YR   | Classified     | Position     | \$16,755  | 1.0000 | 100  | 499      | 601      | 0       | 325    |

\$5,164,953 80.0000

North Slope Borough School District  
Student Activities  
Operating Budget FY25  
Function 700

| Account             | LOC | FUNC | FUNC2 | OBJ | Description              | Budget     |
|---------------------|-----|------|-------|-----|--------------------------|------------|
| 100.200.700.000.314 | 200 | 700  | 700   | 314 | CERT DIR/COOR/MANAGER    | 117,000.00 |
| 100.400.700.000.316 | 400 | 700  | 700   | 316 | EXTRA DUTY PAY           | 17,039.15  |
| 100.410.700.000.316 | 410 | 700  | 700   | 316 | EXTRA DUTY PAY           | 19,424.34  |
| 100.420.700.000.316 | 420 | 700  | 700   | 316 | EXTRA DUTY PAY           | 74,621.80  |
| 100.430.700.000.316 | 430 | 700  | 700   | 316 | EXTRA DUTY PAY           | 27,935.26  |
| 100.440.700.000.316 | 440 | 700  | 700   | 316 | EXTRA DUTY PAY           | 44,297.88  |
| 100.450.700.000.316 | 450 | 700  | 700   | 316 | EXTRA DUTY PAY           | 28,617.56  |
| 100.460.700.000.316 | 460 | 700  | 700   | 316 | EXTRA DUTY PAY           | 27,935.26  |
| 100.470.700.000.316 | 470 | 700  | 700   | 316 | EXTRA DUTY PAY           | 27,935.26  |
| 100.480.700.000.316 | 480 | 700  | 700   | 316 | EXTRA DUTY PAY           | 27,935.26  |
| 100.490.700.000.316 | 490 | 700  | 700   | 316 | EXTRA DUTY PAY           | 27,935.26  |
| 100.499.700.000.316 | 499 | 700  | 700   | 316 | EXTRA DUTY PAY           | 7,154.97   |
| 100.400.700.000.329 | 400 | 700  | 700   | 329 | SUBSTITUTE/TEMPORARIES   | 10,578.04  |
| 100.410.700.000.329 | 410 | 700  | 700   | 329 | SUBSTITUTE/TEMPORARIES   | 12,058.78  |
| 100.420.700.000.329 | 420 | 700  | 700   | 329 | SUBSTITUTE/TEMPORARIES   | 46,325.76  |
| 100.430.700.000.329 | 430 | 700  | 700   | 329 | SUBSTITUTE/TEMPORARIES   | 17,342.42  |
| 100.440.700.000.329 | 440 | 700  | 700   | 329 | SUBSTITUTE/TEMPORARIES   | 27,500.46  |
| 100.450.700.000.329 | 450 | 700  | 700   | 329 | SUBSTITUTE/TEMPORARIES   | 17766      |
| 100.460.700.000.329 | 460 | 700  | 700   | 329 | SUBSTITUTE/TEMPORARIES   | 17342.42   |
| 100.470.700.000.329 | 470 | 700  | 700   | 329 | SUBSTITUTE/TEMPORARIES   | 17342.42   |
| 100.480.700.000.329 | 480 | 700  | 700   | 329 | SUBSTITUTE/TEMPORARIES   | 17342.42   |
| 100.490.700.000.329 | 490 | 700  | 700   | 329 | SUBSTITUTE/TEMPORARIES   | 17342.42   |
| 100.499.700.000.329 | 499 | 700  | 700   | 329 | SUBSTITUTE/TEMPORARIES   | 4441.86    |
| 100.200.700.000.361 | 200 | 700  | 700   | 361 | INSURANCE LIFE & HEALTH  | 52453.92   |
| 100.400.700.000.361 | 400 | 700  | 700   | 361 | INSURANCE LIFE & HEALTH  | 5090.74    |
| 100.410.700.000.361 | 410 | 700  | 700   | 361 | INSURANCE LIFE & HEALTH  | 5803.36    |
| 100.420.700.000.361 | 420 | 700  | 700   | 361 | INSURANCE LIFE & HEALTH  | 22294.53   |
| 100.430.700.000.361 | 430 | 700  | 700   | 361 | INSURANCE LIFE & HEALTH  | 8346.14    |
| 100.440.700.000.361 | 440 | 700  | 700   | 361 | INSURANCE LIFE & HEALTH  | 13234.75   |
| 100.450.700.000.361 | 450 | 700  | 700   | 361 | INSURANCE LIFE & HEALTH  | 8549.99    |
| 100.460.700.000.361 | 460 | 700  | 700   | 361 | INSURANCE LIFE & HEALTH  | 8346.14    |
| 100.470.700.000.361 | 470 | 700  | 700   | 361 | INSURANCE LIFE & HEALTH  | 8346.14    |
| 100.480.700.000.361 | 480 | 700  | 700   | 361 | INSURANCE LIFE & HEALTH  | 8346.14    |
| 100.490.700.000.361 | 490 | 700  | 700   | 361 | INSURANCE LIFE & HEALTH  | 8346.14    |
| 100.499.700.000.361 | 499 | 700  | 700   | 361 | INSURANCE LIFE & HEALTH  | 2137.67    |
| 100.200.700.000.362 | 200 | 700  | 700   | 362 | UNEMPLOYMENT INSURANCE   | 212.16     |
| 100.200.700.000.363 | 200 | 700  | 700   | 363 | WORKERS' COMPENSATION    | 2667.6     |
| 100.200.700.000.364 | 200 | 700  | 700   | 364 | FICA CONTRIBUTION        | 8740.38    |
| 100.200.700.000.366 | 200 | 700  | 700   | 366 | PUBLIC EMPLOYEE RET PERS | 25740      |
| 100.000.700.000.396 | 000 | 700  | 700   | 396 | PERS ON-BEHALF           | 5569.2     |
| 100.200.700.000.410 | 200 | 700  | 700   | 410 | PROFESSIONAL & TECHNICAL | 96240      |
| 100.420.700.000.410 | 420 | 700  | 700   | 410 | PROFESSIONAL & TECHNICAL | 8200       |
| 100.200.700.000.420 | 200 | 700  | 700   | 420 | STAFF TRAVEL             | 12000      |

North Slope Borough School District  
 Student Activities  
 Operating Budget FY25  
 Function 700

| Account             | LOC | FUNC | FUNC2 | OBJ | Description              | Budget       |
|---------------------|-----|------|-------|-----|--------------------------|--------------|
| 100.200.700.000.425 | 200 | 700  | 700   | 425 | STUDENT TRAVEL           | 1125020      |
| 100.200.700.000.450 | 200 | 700  | 700   | 450 | SUPPLIES/MATERIALS/MEDIA | 40500        |
| 100.200.700.000.491 | 200 | 700  | 700   | 491 | DUES & FEES              | 15000        |
| Total Expenditures  |     |      |       |     |                          | 2,144,400.00 |

**North Slope Borough School District**  
**Student Activities**  
**Operating Budget FY25**  
**Function 700**

| Description            | Classification | Budget Type | Amount    | FTE    | Fund | Location | Function | Program | Object |
|------------------------|----------------|-------------|-----------|--------|------|----------|----------|---------|--------|
| Activities Coordinator | Classified     | Position    | \$117,000 | 1.0000 | 100  | 200      | 700      | 0       | 314    |
|                        |                |             | \$117,000 | 1.0000 |      |          |          |         |        |



# Ipalook Elementary School Added Duty Contracts

| Category | Added Duty                                | Range | Amount     | Account Code        |
|----------|---|-------|------------|---------------------|
| Support  | Building Test Coordinator                 | 7     | \$5,904.00 | 100.200.351.000.xxx |
| Support  | Building Test Coordinator                 | 7     | \$5,904.00 | 100.200.351.000.xxx |
| Support  | Site Technologist                         | 7     | \$5,904.00 | 100.200.355.000.xxx |
| Support  | Site Technologist                         | 7     | \$5,904.00 | 100.200.355.000.xxx |
| Academic | Battle of the Books                       | 2     | \$1,182.00 | 100.400.700.000.xxx |
| Academic | Battle of the Books                       | 2     | \$1,182.00 | 100.400.700.000.xxx |
| Academic | Battle of the Books                       | 2     | \$1,182.00 | 100.400.700.000.xxx |
| Academic | Battle of the Books                       | 2     | \$1,182.00 | 100.400.700.000.xxx |
| Academic | Geography Bee                             | 2     | \$1,182.00 | 100.400.700.000.xxx |
| Academic | Robotics                                  | 2     | \$1,182.00 | 360.200.700.000.xxx |
| Academic | Science Fair                              | 3     | \$1,766.00 | 100.400.700.000.xxx |
| Academic | Student Council Advisor                   | 4     | \$2,361.00 | 100.400.700.000.xxx |
| Academic | Yearbook Advisor (150+ Students)          | 5     | \$3,543.00 | 100.400.700.000.xxx |
| Cultural | Iñupiat Dancing                           | 4     | \$2,361.00 | 100.400.700.000.xxx |
| Cultural | Iñupiat Dancing                           | 4     | \$2,361.00 | 100.400.700.000.xxx |
| Cultural | Iñupiat Dancing                           | 4     | \$2,361.00 | 100.400.700.000.xxx |
| Cultural | Iñupiat Spelling Bee                      | 2     | \$1,182.00 | 100.400.700.000.xxx |
| Cultural | Junior Native Youth Olympics (JNYO) Coach | 2     | \$1,182.00 | 100.400.700.000.xxx |
| Activity | Choir (Spring & Fall - Two Performances)  | 5     | \$3,543.00 | 100.400.700.000.xxx |
| Activity | Talent Show                               | 2     | \$1,182.00 | 100.400.700.000.xxx |
| Activity | Talent Show w/Community                   | 3     | \$1,766.00 | 100.400.700.000.xxx |



# Hopson Middle School Added Duty Contracts

| Category | Added Duty                       | Range | Amount     | Account Code        |
|----------|----------------------------------|-------|------------|---------------------|
| Support  | Building Test Coordinator        | 4     | \$2,361.00 | 100.200.351.000.xxx |
| Support  | Site Technologist                | 7     | \$5,904.00 | 100.200.355.000.xxx |
| Academic | Battle of the Books              | 2     | \$1,182.00 | 100.410.700.000.xxx |
| Academic | Class Advisor, 8th Promotion     | 1     | \$592.00   | 100.410.700.000.xxx |
| Academic | Robotics MS                      | 3     | \$1,766.00 | 100.410.700.000.xxx |
| Academic | Student Council Advisor          | 4     | \$2,361.00 | 100.410.700.000.xxx |
| Academic | Student Store Advisor            | 5     | \$3,543.00 | 100.410.700.000.xxx |
| Academic | Yearbook Advisor (150+ Students) | 5     | \$3,543.00 | 100.410.700.000.xxx |
| Cultural | Iñupiat Dancing                  | 4     | \$2,361.00 | 100.410.700.000.xxx |
| Cultural | Iñupiat Spelling Bee             | 2     | \$1,182.00 | 100.410.700.000.xxx |
| Activity | Basketball MS Head Coach         | 5     | \$3,543.00 | 100.410.700.000.xxx |
| Activity | Basketball MS Assistant Coach    | 4     | \$2,361.00 | 100.410.700.000.xxx |
| Activity | Cross Country MS Coach           | 3     | \$1,766.00 | 100.410.700.000.xxx |
| Activity | Football MS Head Coach           | 5     | \$3,543.00 | 100.410.700.000.xxx |
| Activity | Football MS Assistant Coach      | 5     | \$3,543.00 | 100.410.700.000.xxx |
| Activity | Volleyball MS Coach              | 2     | \$1,182.00 | 100.410.700.000.xxx |
| Activity | Wrestling MS Head Coach          | 2     | \$1,182.00 | 100.410.700.000.xxx |





# Barrow High School Added Duty Contracts

| Category | Added Duty                                | Range | Amount     | Account Code        |
|----------|---|-------|------------|---------------------|
| Support  | Building Test Coordinator                 | 4     | \$2,361.00 | 100.200.351.000.xxx |
| Support  | Site Technologist                         | 7     | \$5,904.00 | 100.200.355.000.xxx |
| Academic | Battle of the Books                       | 2     | \$1,182.00 | 100.420.700.000.xxx |
| Academic | Class Advisor, 10th Grade                 | 1     | \$592.00   | 100.420.700.000.xxx |
| Academic | Class Advisor, 11th Grade                 | 3     | \$1,766.00 | 100.420.700.000.xxx |
| Academic | Class Advisor, 12th Grade                 | 3     | \$1,766.00 | 100.420.700.000.xxx |
| Academic | Class Advisor, 9th Grade                  | 1     | \$592.00   | 100.420.700.000.xxx |
| Academic | Debate Club                               | 3     | \$1,766.00 | 100.420.700.000.xxx |
| Academic | Geography Bee                             | 2     | \$1,182.00 | 100.420.700.000.xxx |
| Academic | Robotics                                  | 3     | \$1,766.00 | 100.420.700.000.xxx |
| Academic | Science Fair                              | 3     | \$1,766.00 | 100.420.700.000.xxx |
| Academic | Student Council Advisor                   | 4     | \$2,361.00 | 100.420.700.000.xxx |
| Academic | Student Store Advisor                     | 5     | \$3,543.00 | 100.420.700.000.xxx |
| Academic | Yearbook Advisor (150+ Students)          | 5     | \$3,543.00 | 100.420.700.000.xxx |
| Cultural | Elders Youth (AFN) Coach                  | 2     | \$1,182.00 | 100.440.700.000.xxx |
| Cultural | Iñupiat Dancing / Drumming                | 4     | \$2,361.00 | 100.420.700.000.xxx |
| Cultural | Iñupiat Spelling Bee                      | 2     | \$1,182.00 | 100.420.700.000.xxx |
| Cultural | Native Youth Olympics (NYO) Coach         | 2     | \$1,182.00 | 100.420.700.000.xxx |
| Cultural | World Eskimo Indian Olympics (WEIO) Coach | 2     | \$1,182.00 | 100.420.700.000.xxx |
| Activity | Athletic Director                         | 9     | \$8,264.00 | 100.420.700.000.xxx |
| Activity | Band Director                             | 8     | \$7,084.00 | 100.420.700.000.xxx |



# Barrow High School Added Duty Contracts - Continued

| Category | Added Duty                     | Range | Amount     | Account Code        |
|----------|--------------------------------|-------|------------|---------------------|
| Activity | Basketball Boys Head Coach     | 9     | \$8,264.00 | 100.420.700.000.xxx |
| Activity | Basketball Boys Asst/JV Coach  | 6     | \$4,723.00 | 100.420.700.000.xxx |
| Activity | Basketball Girls Head Coach    | 9     | \$8,264.00 | 100.420.700.000.xxx |
| Activity | Basketball Girls Asst/JV Coach | 6     | \$4,723.00 | 100.420.700.000.xxx |
| Activity | Cheerleading Basketball Coach  | 7     | \$5,904.00 | 100.420.700.000.xxx |
| Activity | Cheerleading Football Coach    | 7     | \$5,904.00 | 100.420.700.000.xxx |
| Activity | Cross Country Head Coach       | 5     | \$3,543.00 | 100.420.700.000.xxx |
| Activity | Football Head Coach            | 8     | \$7,084.00 | 100.420.700.000.xxx |
| Activity | Football Assistant Coach       | 7     | \$5,904.00 | 100.420.700.000.xxx |
| Activity | Football Assistant Coach       | 7     | \$5,904.00 | 100.420.700.000.xxx |
| Activity | Pep Band                       | 4     | \$2,361.00 | 100.420.700.000.xxx |
| Activity | Talent Show                    | 2     | \$1,182.00 | 100.420.700.000.xxx |
| Activity | Volleyball Head Coach          | 8     | \$7,084.00 | 100.420.700.000.xxx |
| Activity | Volleyball Asst/JV Coach       | 6     | \$4,723.00 | 100.420.700.000.xxx |
| Activity | Wrestling Head Coach           | 8     | \$7,084.00 | 100.420.700.000.xxx |
| Activity | Wrestling Assistant Coach      | 6     | \$4,723.00 | 100.420.700.000.xxx |



# Nunamiut School Added Duty Contracts

| Category | Added Duty                                | Range | Amount     | Account Code        |
|----------|---|-------|------------|---------------------|
| Support  | Building Test Coordinator                 | 3     | \$1,766.00 | 100.200.351.000.xxx |
| Support  | Site Technologist                         | 9     | \$8,264.00 | 100.200.355.000.xxx |
| Academic | Battle of the Books                       | 2     | \$1,182.00 | 100.430.700.000.xxx |
| Academic | Class Advisor, 12th Grade                 | 3     | \$1,766.00 | 100.430.700.000.xxx |
| Academic | Robotics                                  | 3     | \$1,766.00 | 100.430.700.000.xxx |
| Academic | Science Fair                              | 3     | \$1,766.00 | 100.430.700.000.xxx |
| Academic | Student Council Advisor                   | 4     | \$2,361.00 | 100.430.700.000.xxx |
| Academic | Student Store Advisor                     | 5     | \$3,543.00 | 100.430.700.000.xxx |
| Academic | Yearbook Advisor <150                     | 4     | \$2,361.00 | 100.430.700.000.xxx |
| Cultural | Elders Youth (AFN) Coach                  | 2     | \$1,182.00 | 100.430.700.000.xxx |
| Cultural | Iñupiat Dancing                           | 4     | \$2,361.00 | 100.430.700.000.xxx |
| Cultural | Iñupiat Spelling Bee                      | 2     | \$1,182.00 | 100.430.700.000.xxx |
| Cultural | Junior Native Youth Olympics (JNYO) Coach | 2     | \$1,182.00 | 100.430.700.000.xxx |
| Cultural | Native Youth Olympics (NYO) Coach         | 2     | \$1,182.00 | 100.430.700.000.xxx |
| Cultural | World Eskimo Indian Olympics (WEIO) Coach | 2     | \$1,182.00 | 100.430.700.000.xxx |
| Activity | Academic Activities Facilitator           | 9     | \$8,264.00 | 100.430.700.000.xxx |
| Activity | Basketball Boys Head Coach                | 7     | \$5,904.00 | 100.430.700.000.xxx |
| Activity | Basketball Girls Head Coach               | 7     | \$5,904.00 | 100.430.700.000.xxx |
| Activity | Basketball MS Coach                       | 2     | \$1,182.00 | 100.430.700.000.xxx |
| Activity | Cross Country HS Coach                    | 4     | \$2,361.00 | 100.430.700.000.xxx |
| Activity | Cross Country MS Coach                    | 3     | \$1,766.00 | 100.430.700.000.xxx |
| Activity | Volleyball HS Coach                       | 4     | \$2,361.00 | 100.430.700.000.xxx |
| Activity | Volleyball MS Coach                       | 2     | \$1,182.00 | 100.430.700.000.xxx |

North Slope Borough School District



# Tikiġaq School Added Duty Contracts

| Category | Added Duty                                | Range | Amount     | Account Code        |
|----------|---|-------|------------|---------------------|
| Support  | Building Test Coordinator                 | 4     | \$2,361.00 | 100.200.351.000.xxx |
| Support  | Site Technologist                         | 9     | \$8,264.00 | 100.200.355.000.xxx |
| Academic | Battle of the Books (Elementary)          | 2     | \$1,182.00 | 100.440.700.000.xxx |
| Academic | Battle of the Books (Secondary)           | 2     | \$1,182.00 | 100.440.700.000.xxx |
| Academic | Class Advisor - 11th and 12th Grade       | 3     | \$1,766.00 | 100.440.700.000.xxx |
| Academic | Class Advisor - 9th and 10th Grade        | 1     | \$592.00   | 100.440.700.000.xxx |
| Academic | Robotics Coach                            | 3     | \$1,766.00 | 100.440.700.000.xxx |
| Academic | Student Council Advisor                   | 4     | \$2,361.00 | 100.440.700.000.xxx |
| Academic | Student Store Advisor                     | 5     | \$3,543.00 | 100.440.700.000.xxx |
| Academic | Yearbook Advisor (150+ Students)          | 5     | \$3,543.00 | 100.440.700.000.xxx |
| Cultural | Elders Youth (AFN) Coach                  | 2     | \$1,182.00 | 100.440.700.000.xxx |
| Cultural | Iñupiat Dancing                           | 4     | \$2,361.00 | 100.440.700.000.xxx |
| Cultural | Iñupiat Spelling Bee                      | 2     | \$1,182.00 | 100.440.700.000.xxx |
| Cultural | Junior Native Youth Olympics (JNYO) Coach | 2     | \$1,182.00 | 100.440.700.000.xxx |
| Cultural | Native Youth Olympics (NYO) Coach         | 2     | \$1,182.00 | 100.440.700.000.xxx |
| Cultural | World Eskimo Indian Olympics (WEIO) Coach | 2     | \$1,182.00 | 100.440.700.000.xxx |
| Activity | Academic Activities Facilitator           | 9     | \$8,264.00 | 100.440.700.000.xxx |
| Activity | Basketball HS Boys Head Coach             | 9     | \$8,264.00 | 100.440.700.000.xxx |
| Activity | Basketball HS Boys Assistant Coach        | 6     | \$4,723.00 | 100.440.700.000.xxx |
| Activity | Basketball HS Girls Head Coach            | 9     | \$8,264.00 | 100.440.700.000.xxx |
| Activity | Basketball HS Girls Assistant Coach       | 6     | \$4,723.00 | 100.440.700.000.xxx |



# Tikiġaq School

## Added Duty Contracts - Continued

| Category | Added Duty                     | Range | Amount     | Account Code        |
|----------|--------------------------------|-------|------------|---------------------|
| Activity | Basketball MS Boys Head Coach  | 5     | \$3,543.00 | 100.440.700.000.xxx |
| Activity | Basketball MS Girls Head Coach | 5     | \$3,543.00 | 100.440.700.000.xxx |
| Activity | Basketball MS Assistant Coach  | 4     | \$2,361.00 | 100.440.700.000.xxx |
| Activity | Cross Country Head Coach       | 5     | \$3,543.00 | 100.440.700.000.xxx |
| Activity | Cross Country MS Coach         | 3     | \$1,766.00 | 100.440.700.000.xxx |
| Activity | Volleyball HS Coach            | 4     | \$2,361.00 | 100.440.700.000.xxx |
| Activity | Volleyball MS Coach            | 2     | \$1,182.00 | 100.440.700.000.xxx |



# Nuiqsut Trapper School Added Duty Contracts

| Category | Added Duty                                | Range | Amount     | Account Code        |
|----------|---|-------|------------|---------------------|
| Support  | Building Test Coordinator                 | 3     | \$1,766.00 | 100.200.351.000.xxx |
| Support  | Site Technologist                         | 9     | \$8,264.00 | 100.200.355.000.xxx |
| Academic | Battle of the Books                       | 2     | \$1,182.00 | 100.450.700.000.xxx |
| Academic | Class Advisor, 12th Grade                 | 3     | \$1,766.00 | 100.450.700.000.xxx |
| Academic | Robotics                                  | 3     | \$1,766.00 | 100.450.700.000.xxx |
| Academic | Science Fair                              | 3     | \$1,766.00 | 100.450.700.000.xxx |
| Academic | Student Council Advisor                   | 4     | \$2,361.00 | 100.450.700.000.xxx |
| Academic | Student Store Advisor                     | 5     | \$3,543.00 | 100.450.700.000.xxx |
| Academic | Yearbook Advisor (150+ Students)          | 5     | \$3,543.00 | 100.450.700.000.xxx |
| Cultural | Elders Youth (AFN) Coach                  | 2     | \$1,182.00 | 100.450.700.000.xxx |
| Cultural | Iñupiat Dancing                           | 4     | \$2,361.00 | 100.450.700.000.xxx |
| Cultural | Iñupiat Spelling Bee                      | 2     | \$1,182.00 | 100.450.700.000.xxx |
| Cultural | Junior Native Youth Olympics (JNYO) Coach | 2     | \$1,182.00 | 100.450.700.000.xxx |
| Cultural | Native Youth Olympics (NYO) Coach         | 2     | \$1,182.00 | 100.450.700.000.xxx |
| Cultural | World Eskimo Indian Olympics (WEIO) Coach | 2     | \$1,182.00 | 100.450.700.000.xxx |
| Activity | Academic Activities Facilitator           | 9     | \$8,264.00 | 100.450.700.000.xxx |
| Activity | Basketball Boys Head Coach                | 7     | \$5,904.00 | 100.450.700.000.xxx |
| Activity | Basketball Girls Head Coach               | 7     | \$5,904.00 | 100.450.700.000.xxx |
| Activity | Basketball MS Coach                       | 2     | \$1,182.00 | 100.450.700.000.xxx |
| Activity | Cross Country HS Coach                    | 4     | \$2,361.00 | 100.450.700.000.xxx |
| Activity | Cross Country MS Coach                    | 3     | \$1,766.00 | 100.450.700.000.xxx |
| Activity | Volleyball HS Coach                       | 4     | \$2,361.00 | 100.450.700.000.xxx |
| Activity | Volleyball MS Coach                       | 2     | \$1,182.00 | 100.450.700.000.xxx |

North Slope Borough School District



# Kali School Added Duty Contracts

| Category | Added Duty                                | Range | Amount     | Account Code        |
|----------|---|-------|------------|---------------------|
| Support  | Building Test Coordinator                 | 3     | \$1,766.00 | 100.200.351.000.xxx |
| Support  | Site Technologist                         | 9     | \$8,264.00 | 100.200.355.000.xxx |
| Academic | Battle of the Books                       | 2     | \$1,182.00 | 100.460.700.000.xxx |
| Academic | Class Advisor, 12th Grade                 | 3     | \$1,766.00 | 100.460.700.000.xxx |
| Academic | Robotics                                  | 3     | \$1,766.00 | 100.460.700.000.xxx |
| Academic | Science Fair                              | 3     | \$1,766.00 | 100.460.700.000.xxx |
| Academic | Student Council Advisor                   | 4     | \$2,361.00 | 100.460.700.000.xxx |
| Academic | Student Store Advisor                     | 5     | \$3,543.00 | 100.460.700.000.xxx |
| Academic | Yearbook Advisor <150                     | 4     | \$2,361.00 | 100.460.700.000.xxx |
| Cultural | Elders Youth (AFN) Coach                  | 2     | \$1,182.00 | 100.460.700.000.xxx |
| Cultural | Iñupiat Dancing                           | 4     | \$2,361.00 | 100.460.700.000.xxx |
| Cultural | Iñupiat Spelling Bee                      | 2     | \$1,182.00 | 100.460.700.000.xxx |
| Cultural | Junior Native Youth Olympics (JNYO) Coach | 2     | \$1,182.00 | 100.460.700.000.xxx |
| Cultural | Native Youth Olympics (NYO) Coach         | 2     | \$1,182.00 | 100.460.700.000.xxx |
| Cultural | World Eskimo Indian Olympics (WEIO) Coach | 2     | \$1,182.00 | 100.460.700.000.xxx |
| Activity | Academic Activities Facilitator           | 9     | \$8,264.00 | 100.460.700.000.xxx |
| Activity | Basketball Boys Head Coach                | 7     | \$5,904.00 | 100.460.700.000.xxx |
| Activity | Basketball Girls Head Coach               | 7     | \$5,904.00 | 100.460.700.000.xxx |
| Activity | Basketball MS Coach                       | 2     | \$1,182.00 | 100.460.700.000.xxx |
| Activity | Cross Country HS Coach                    | 4     | \$2,361.00 | 100.460.700.000.xxx |
| Activity | Cross Country MS Coach                    | 3     | \$1,766.00 | 100.460.700.000.xxx |
| Activity | Volleyball HS Coach                       | 4     | \$2,361.00 | 100.460.700.000.xxx |
| Activity | Volleyball MS Coach                       | 2     | \$1,182.00 | 100.460.700.000.xxx |

North Slope Borough School District



# Ałak School Added Duty Contracts

| Category | Added Duty                                | Range | Amount     | Account Code        |
|----------|---|-------|------------|---------------------|
| Support  | Building Test Coordinator                 | 3     | \$1,766.00 | 100.200.351.000.xxx |
| Support  | Site Technologist                         | 9     | \$8,264.00 | 100.200.355.000.xxx |
| Academic | Battle of the Books                       | 2     | \$1,182.00 | 100.430.700.000.xxx |
| Academic | Class Advisor, 12th Grade                 | 3     | \$1,766.00 | 100.430.700.000.xxx |
| Academic | Robotics                                  | 3     | \$1,766.00 | 100.430.700.000.xxx |
| Academic | Science Fair                              | 3     | \$1,766.00 | 100.430.700.000.xxx |
| Academic | Student Council Advisor                   | 4     | \$2,361.00 | 100.430.700.000.xxx |
| Academic | Student Store Advisor                     | 5     | \$3,543.00 | 100.430.700.000.xxx |
| Academic | Yearbook Advisor <150                     | 4     | \$2,361.00 | 100.430.700.000.xxx |
| Cultural | Elders Youth (AFN) Coach                  | 2     | \$1,182.00 | 100.430.700.000.xxx |
| Cultural | Iñupiat Dancing                           | 4     | \$2,361.00 | 100.430.700.000.xxx |
| Cultural | Iñupiat Spelling Bee                      | 2     | \$1,182.00 | 100.430.700.000.xxx |
| Cultural | Junior Native Youth Olympics (JNYO) Coach | 2     | \$1,182.00 | 100.430.700.000.xxx |
| Cultural | Native Youth Olympics (NYO) Coach         | 2     | \$1,182.00 | 100.430.700.000.xxx |
| Cultural | World Eskimo Indian Olympics (WEIO) Coach | 2     | \$1,182.00 | 100.430.700.000.xxx |
| Activity | Academic Activities Facilitator           | 9     | \$8,264.00 | 100.430.700.000.xxx |
| Activity | Basketball Boys Head Coach                | 7     | \$5,904.00 | 100.430.700.000.xxx |
| Activity | Basketball Girls Head Coach               | 7     | \$5,904.00 | 100.430.700.000.xxx |
| Activity | Basketball MS Coach                       | 2     | \$1,182.00 | 100.430.700.000.xxx |
| Activity | Cross Country HS Coach                    | 4     | \$2,361.00 | 100.430.700.000.xxx |
| Activity | Cross Country MS Coach                    | 3     | \$1,766.00 | 100.430.700.000.xxx |
| Activity | Volleyball HS Coach                       | 4     | \$2,361.00 | 100.430.700.000.xxx |
| Activity | Volleyball MS Coach                       | 2     | \$1,182.00 | 100.430.700.000.xxx |





# Harold Kaveolook School Added Duty Contracts

| Category | Added Duty                                | Range | Amount     | Account Code        |
|----------|---|-------|------------|---------------------|
| Support  | Building Test Coordinator                 | 3     | \$1,766.00 | 100.200.351.000.xxx |
| Support  | Site Technologist                         | 9     | \$8,264.00 | 100.200.355.000.xxx |
| Academic | Battle of the Books                       | 2     | \$1,182.00 | 100.480.700.000.xxx |
| Academic | Class Advisor, 12th Grade                 | 3     | \$1,766.00 | 100.480.700.000.xxx |
| Academic | Robotics                                  | 3     | \$1,766.00 | 100.480.700.000.xxx |
| Academic | Science Fair                              | 3     | \$1,766.00 | 100.480.700.000.xxx |
| Academic | Student Council Advisor                   | 4     | \$2,361.00 | 100.480.700.000.xxx |
| Academic | Student Store Advisor                     | 5     | \$3,543.00 | 100.480.700.000.xxx |
| Academic | Yearbook Advisor <150                     | 4     | \$2,361.00 | 100.480.700.000.xxx |
| Cultural | Elders Youth (AFN) Coach                  | 2     | \$1,182.00 | 100.480.700.000.xxx |
| Cultural | Iñupiat Dancing                           | 4     | \$2,361.00 | 100.480.700.000.xxx |
| Cultural | Iñupiat Spelling Bee                      | 2     | \$1,182.00 | 100.480.700.000.xxx |
| Cultural | Junior Native Youth Olympics (JNYO) Coach | 2     | \$1,182.00 | 100.480.700.000.xxx |
| Cultural | Native Youth Olympics (NYO) Coach         | 2     | \$1,182.00 | 100.480.700.000.xxx |
| Cultural | World Eskimo Indian Olympics (WEIO) Coach | 2     | \$1,182.00 | 100.480.700.000.xxx |
| Activity | Academic Activities Facilitator           | 9     | \$8,264.00 | 100.480.700.000.xxx |
| Activity | Basketball Boys Head Coach                | 7     | \$5,904.00 | 100.480.700.000.xxx |
| Activity | Basketball Girls Head Coach               | 7     | \$5,904.00 | 100.480.700.000.xxx |
| Activity | Basketball MS Coach                       | 2     | \$1,182.00 | 100.480.700.000.xxx |
| Activity | Cross Country HS Coach                    | 4     | \$2,361.00 | 100.480.700.000.xxx |
| Activity | Cross Country MS Coach                    | 3     | \$1,766.00 | 100.480.700.000.xxx |
| Activity | Volleyball HS Coach                       | 4     | \$2,361.00 | 100.480.700.000.xxx |
| Activity | Volleyball MS Coach                       | 2     | \$1,182.00 | 100.480.700.000.xxx |

North Slope Borough School District



# Meade River School Added Duty Contracts

| Category | Added Duty                                | Range | Amount     | Account Code        |
|----------|---|-------|------------|---------------------|
| Support  | Building Test Coordinator                 | 3     | \$1,766.00 | 100.200.351.000.xxx |
| Support  | Site Technologist                         | 9     | \$8,264.00 | 100.200.355.000.xxx |
| Academic | Battle of the Books                       | 2     | \$1,182.00 | 100.490.700.000.xxx |
| Academic | Class Advisor, 12th Grade                 | 3     | \$1,766.00 | 100.490.700.000.xxx |
| Academic | Robotics                                  | 3     | \$1,766.00 | 100.490.700.000.xxx |
| Academic | Science Fair                              | 3     | \$1,766.00 | 100.490.700.000.xxx |
| Academic | Student Council Advisor                   | 4     | \$2,361.00 | 100.490.700.000.xxx |
| Academic | Student Store Advisor                     | 5     | \$3,543.00 | 100.490.700.000.xxx |
| Academic | Yearbook Advisor <150                     | 4     | \$2,361.00 | 100.490.700.000.xxx |
| Cultural | Elders Youth (AFN) Coach                  | 2     | \$1,182.00 | 100.490.700.000.xxx |
| Cultural | Iñupiat Dancing                           | 4     | \$2,361.00 | 100.490.700.000.xxx |
| Cultural | Iñupiat Spelling Bee                      | 2     | \$1,182.00 | 100.490.700.000.xxx |
| Cultural | Junior Native Youth Olympics (JNYO) Coach | 2     | \$1,182.00 | 100.490.700.000.xxx |
| Cultural | Native Youth Olympics (NYO) Coach         | 2     | \$1,182.00 | 100.490.700.000.xxx |
| Cultural | World Eskimo Indian Olympics (WEIO) Coach | 2     | \$1,182.00 | 100.490.700.000.xxx |
| Activity | Academic Activities Facilitator           | 9     | \$8,264.00 | 100.490.700.000.xxx |
| Activity | Basketball Boys Head Coach                | 7     | \$5,904.00 | 100.490.700.000.xxx |
| Activity | Basketball Girls Head Coach               | 7     | \$5,904.00 | 100.490.700.000.xxx |
| Activity | Basketball MS Coach                       | 2     | \$1,182.00 | 100.490.700.000.xxx |
| Activity | Cross Country HS Coach                    | 4     | \$2,361.00 | 100.490.700.000.xxx |
| Activity | Cross Country MS Coach                    | 3     | \$1,766.00 | 100.490.700.000.xxx |
| Activity | Volleyball HS Coach                       | 4     | \$2,361.00 | 100.490.700.000.xxx |
| Activity | Volleyball MS Coach                       | 2     | \$1,182.00 | 100.490.700.000.xxx |



# Kitta Learning Center Added Duty Contracts

| Category | Added Duty                 | Range | Amount     | Account Code        |
|----------|----------------------------|-------|------------|---------------------|
| Support  | Building Test Coordinator  | 3     | \$1,766.00 | 100.200.351.000.xxx |
| Support  | Site Technologist          | 5     | \$3,543.00 | 100.200.355.000.xxx |
| Academic | Battle of the Books        | 2     | \$1,182.00 | 100.499.700.000.xxx |
| Academic | Class Advisor - 12th Grade | 3     | \$1,766.00 | 100.499.700.000.xxx |
| Academic | Robotics                   | 2     | \$1,182.00 | 100.499.700.000.xxx |
| Academic | Student Council Advisor    | 4     | \$2,361.00 | 100.499.700.000.xxx |
| Academic | Student Store Advisor      | 5     | \$3,543.00 | 100.499.700.000.xxx |
| Academic | Yearbook <150              | 4     | \$2,361.00 | 100.499.700.000.xxx |

North Slope Borough School District  
 Transfer to other Funds  
 Operating Budget FY25  
 Function 900

| Account             | LOC | FUNC | FUNC2 | OBJ | Description               | Budget       |
|---------------------|-----|------|-------|-----|---------------------------|--------------|
| 100.200.900.000.542 | 200 | 900  | 900   | 542 | TRANS TO FOOD SERVICE     | 2,825,000.00 |
| 100.200.900.000.545 | 200 | 900  | 900   | 545 | TRANS TO HOUSING FUND     | 1,365,000.00 |
| 100.200.900.000.547 | 200 | 900  | 900   | 547 | TRANS TO PUPIL TRANSPORTA | 150,000.00   |
| 100.200.900.000.548 | 200 | 900  | 900   | 548 | TRANS TO COMMUNITY RECREA | 200,000.00   |
| Total Transfers     |     |      |       |     |                           | 4,540,000.00 |

# NSBSD

## Final Budget FY25 Expenditure by Site/Location

## NSDBD Projected FY25 Expenditure By Site

| Location                     | LOC | Abv. | School Name - State       | Exenditure Projection |
|------------------------------|-----|------|---------------------------|-----------------------|
| TRS/PERS OB                  | 000 |      | District Wide             | 4,375,390.46          |
| District Wide                | 200 |      | District Wide             | 37,081,868.52         |
| Utqiagvik Area               | 300 | UTC  | Utqiagvik Area            | 729,837.33            |
| Ipalook Elementary           | 400 | IPK  | Fred Ipalook Elementary   | 10,012,339.02         |
| Hopson Middle School         | 410 | HMS  | Eben Hopson Middle School | 4,986,241.72          |
| Barrow High School           | 420 | BHS  | Barrow High School        | 5,698,981.09          |
| Anaktuvak Pass               | 430 | AKP  | Nunamiut School           | 3,267,129.06          |
| Tikigaaq (Point Hope)        | 440 | PHO  | Tikigaaq School           | 5,585,009.07          |
| Nuiqsut                      | 450 | NUI  | Nuiqsut Trapper School    | 3,569,521.36          |
| Kali (Point Lay)             | 460 | PIZ  | Kali School               | 2,791,168.69          |
| Ulguniq (Wainwright)         | 470 | AIN  | Alak School               | 4,355,433.73          |
| Kaktovik                     | 480 | KAK  | Harold Kaveolook School   | 2,673,015.81          |
| Atqasuk (Meade River)        | 490 | ATQ  | Mead River School         | 2,922,881.91          |
| Kiita                        | 499 | KLC  | Kiita Leaning Community   | 1,099,182.23          |
| Total Projected Expenditures |     |      |                           | 89,148,000.00         |

The following information included Projected Expenditures, Position Listing and Added Duty Lists for each of the above listed Location

North Slope Borough School District  
District Wide  
Operating Budget FY25  
Location 000

| Account             | LOC | FUNC | FUNC2 | OBJ | Description    | Budget       |
|---------------------|-----|------|-------|-----|----------------|--------------|
| 100.000.100.000.395 | 000 | 100  | 100   | 395 | TRS ON-BEHALF  | 1,902,594.05 |
| 100.000.100.000.396 | 000 | 100  | 100   | 396 | PERS ON-BEHALF | 45,954.11    |
| 100.000.110.000.395 | 000 | 110  | 100   | 395 | TRS ON-BEHALF  | 129,639.41   |
| 100.000.110.000.396 | 000 | 110  | 100   | 396 | PERS ON-BEHALF | 9,212.13     |
| 100.000.120.000.395 | 000 | 120  | 100   | 395 | TRS ON-BEHALF  | 300,350.06   |
| 100.000.120.000.396 | 000 | 120  | 100   | 396 | PERS ON-BEHALF | 25,230.57    |
| 100.000.160.000.395 | 000 | 160  | 100   | 395 | TRS ON-BEHALF  | 111,953.82   |
| 100.000.160.000.396 | 000 | 160  | 100   | 396 | PERS ON-BEHALF | 2,119.93     |
| 100.000.200.000.395 | 000 | 200  | 200   | 395 | TRS ON-BEHALF  | 283,778.05   |
| 100.000.200.000.396 | 000 | 200  | 200   | 396 | PERS ON-BEHALF | 68,624.98    |
| 100.000.220.000.395 | 000 | 220  | 220   | 395 | TRS ON-BEHALF  | 24,003.36    |
| 100.000.220.000.396 | 000 | 220  | 220   | 396 | PERS ON-BEHALF | 3,959.16     |
| 100.000.300.000.395 | 000 | 300  | 300   | 395 | TRS ON-BEHALF  | 18,609.84    |
| 100.000.300.000.396 | 000 | 300  | 300   | 396 | PERS ON-BEHALF | 42,168.38    |
| 100.000.320.000.395 | 000 | 320  | 300   | 395 | TRS ON-BEHALF  | 177,117.00   |
| 100.000.350.000.395 | 000 | 350  | 350   | 395 | TRS ON-BEHALF  | 200,392.22   |
| 100.000.350.000.396 | 000 | 350  | 350   | 396 | PERS ON-BEHALF | 3,775.38     |
| 100.000.352.000.396 | 000 | 352  | 350   | 396 | PERS ON-BEHALF | 14,105.69    |
| 100.000.355.000.396 | 000 | 355  | 350   | 396 | PERS ON-BEHALF | 27,372.58    |
| 100.000.400.000.395 | 000 | 400  | 400   | 395 | TRS ON-BEHALF  | 383,792.96   |
| 100.000.450.000.396 | 000 | 450  | 450   | 396 | PERS ON-BEHALF | 43,750.76    |
| 100.000.510.000.395 | 000 | 510  | 510   | 395 | TRS ON-BEHALF  | 28,052.52    |
| 100.000.510.000.396 | 000 | 510  | 510   | 396 | PERS ON-BEHALF | 14,650.79    |
| 100.000.511.000.396 | 000 | 511  | 510   | 396 | PERS ON-BEHALF | 5,765.41     |
| 100.000.550.000.396 | 000 | 550  | 550   | 396 | PERS ON-BEHALF | 54,466.23    |
| 100.000.551.000.395 | 000 | 551  | 550   | 395 | TRS ON-BEHALF  | 13,224.84    |
| 100.000.551.000.396 | 000 | 551  | 550   | 396 | PERS ON-BEHALF | 34,298.35    |
| 100.000.600.000.395 | 000 | 600  | 600   | 395 | TRS ON-BEHALF  | 13,224.72    |
| 100.000.600.000.396 | 000 | 600  | 600   | 396 | PERS ON-BEHALF | 314,420.58   |
| 100.000.601.000.396 | 000 | 601  | 600   | 396 | PERS ON-BEHALF | 73,213.38    |
| 100.000.700.000.396 | 000 | 700  | 700   | 396 | PERS ON-BEHALF | 5,569.20     |
| Total Expenditures  |     |      |       |     |                | 4,375,390.46 |

North Slope Borough School District  
District Wide  
Operating Budget FY25  
Location 2XX

| Account             | LOC | FUN | FUN | OBJ | Description               | Budget     |
|---------------------|-----|-----|-----|-----|---------------------------|------------|
| 100.200.100.000.440 | 200 | 100 | 100 | 440 | OTHER PURCHASED SERVICES  | 394,600.00 |
| 100.200.100.000.450 | 200 | 100 | 100 | 450 | SUPPLIES/MATERIALS/MEDIA  | 168,400.00 |
| 100.200.120.000.314 | 200 | 120 | 100 | 314 | CERT DIR/COOR/MANAGER     | 140,862.00 |
| 100.200.120.000.315 | 200 | 120 | 100 | 315 | TEACHERS                  | 67,038.24  |
| 100.200.120.000.318 | 200 | 120 | 100 | 318 | CERTIFIED SPECIALISTS     | 22,498.84  |
| 100.200.120.000.321 | 200 | 120 | 100 | 321 | DIRECTOR/COORD/MANAGER    | 129,881.00 |
| 100.200.120.000.324 | 200 | 120 | 100 | 324 | SUPPORT STAFF             | 219,973.52 |
| 100.200.120.000.361 | 200 | 120 | 100 | 361 | INSURANCE LIFE & HEALTH   | 190,454.70 |
| 100.200.120.000.362 | 200 | 120 | 100 | 362 | UNEMPLOYMENT INSURANCE    | 1,048.99   |
| 100.200.120.000.363 | 200 | 120 | 100 | 363 | WORKERS' COMPENSATION     | 13,229.65  |
| 100.200.120.000.364 | 200 | 120 | 100 | 364 | FICA CONTRIBUTION         | 29,629.21  |
| 100.200.120.000.365 | 200 | 120 | 100 | 365 | TEACHERS' RETIREMENT TRS  | 27,430.97  |
| 100.200.120.000.366 | 200 | 120 | 100 | 366 | PUBLIC EMPLOYEE RET PERS  | 74,328.21  |
| 100.200.120.000.410 | 200 | 120 | 100 | 410 | PROFESSIONAL & TECHNICAL  | 200,000.00 |
| 100.200.120.000.420 | 200 | 120 | 100 | 420 | STAFF TRAVEL              | 40,000.00  |
| 100.200.120.000.433 | 200 | 120 | 100 | 433 | COMMUNICATIONS/PHONE/POST | 1,000.00   |
| 100.200.120.000.441 | 200 | 120 | 100 | 441 | RENTALS                   | 10,000.00  |
| 100.200.120.000.443 | 200 | 120 | 100 | 443 | EQUIPMENT REPAIR & MAINT  | 500.00     |
| 100.200.120.000.450 | 200 | 120 | 100 | 450 | SUPPLIES/MATERIALS/MEDIA  | 60,000.00  |
| 100.200.120.000.458 | 200 | 120 | 100 | 458 | GAS & OIL                 | 4,500.00   |
| 100.200.200.000.410 | 200 | 200 | 200 | 410 | PROFESSIONAL & TECHNICAL  | 3,000.00   |
| 100.200.200.000.420 | 200 | 200 | 200 | 420 | STAFF TRAVEL              | 4,000.00   |
| 100.200.200.000.425 | 200 | 200 | 200 | 425 | STUDENT TRAVEL            | 2,000.00   |
| 100.200.200.000.450 | 200 | 200 | 200 | 450 | SUPPLIES/MATERIALS/MEDIA  | 4,000.00   |
| 100.200.220.000.314 | 200 | 220 | 220 | 314 | CERT DIR/COOR/MANAGER     | 149,700.00 |
| 100.200.220.000.324 | 200 | 220 | 220 | 324 | SUPPORT STAFF             | 71,740.00  |
| 100.200.220.000.361 | 200 | 220 | 220 | 361 | INSURANCE LIFE & HEALTH   | 65,987.68  |
| 100.200.220.000.362 | 200 | 220 | 220 | 362 | UNEMPLOYMENT INSURANCE    | 395.08     |
| 100.200.220.000.363 | 200 | 220 | 220 | 363 | WORKERS' COMPENSATION     | 5,049.79   |
| 100.200.220.000.364 | 200 | 220 | 220 | 364 | FICA CONTRIBUTION         | 7,434.54   |
| 100.200.220.000.365 | 200 | 220 | 220 | 365 | TEACHERS' RETIREMENT TRS  | 18,807.36  |
| 100.200.220.000.366 | 200 | 220 | 220 | 366 | PUBLIC EMPLOYEE RET PERS  | 15,783.03  |
| 100.200.220.000.410 | 200 | 220 | 220 | 410 | PROFESSIONAL & TECHNICAL  | 80,000.00  |
| 100.200.220.000.420 | 200 | 220 | 220 | 420 | STAFF TRAVEL              | 4,700.00   |
| 100.200.220.000.433 | 200 | 220 | 220 | 433 | COMMUNICATIONS/PHONE/POST | 1,200.00   |
| 100.200.220.000.441 | 200 | 220 | 220 | 441 | RENTALS                   | 5,500.00   |
| 100.200.220.000.450 | 200 | 220 | 220 | 450 | SUPPLIES/MATERIALS/MEDIA  | 12,000.00  |
| 100.200.220.000.458 | 200 | 220 | 220 | 458 | GAS & OIL                 | 1,000.00   |
| 100.200.300.000.314 | 200 | 300 | 300 | 314 | CERT DIR/COOR/MANAGER     | 116,094.00 |
| 100.200.300.000.324 | 200 | 300 | 300 | 324 | SUPPORT STAFF             | 177,781.64 |
| 100.200.300.000.361 | 200 | 300 | 300 | 361 | INSURANCE LIFE & HEALTH   | 144,772.80 |



North Slope Borough School District  
District Wide  
Operating Budget FY25  
Location 2XX

| Account             | LOC | FUN | FUN | OBJ | Description               | Budget     |
|---------------------|-----|-----|-----|-----|---------------------------|------------|
| 100.200.300.000.362 | 200 | 300 | 300 | 362 | UNEMPLOYMENT INSURANCE    | 522.36     |
| 100.200.300.000.363 | 200 | 300 | 300 | 363 | WORKERS' COMPENSATION     | 6,700.44   |
| 100.200.300.000.364 | 200 | 300 | 300 | 364 | FICA CONTRIBUTION         | 14,802.90  |
| 100.200.300.000.365 | 200 | 300 | 300 | 365 | TEACHERS' RETIREMENT TRS  | 14,581.44  |
| 100.200.300.000.366 | 200 | 300 | 300 | 366 | PUBLIC EMPLOYEE RET PERS  | 39,112.34  |
| 100.200.300.000.450 | 200 | 300 | 300 | 450 | SUPPLIES/MATERIALS/MEDIA  | 500.00     |
| 100.200.350.000.314 | 200 | 350 | 350 | 314 | CERT DIR/COOR/MANAGER     | 773,507.00 |
| 100.200.350.000.318 | 200 | 350 | 350 | 318 | CERTIFIED SPECIALISTS     | 224,538.00 |
| 100.200.350.000.321 | 200 | 350 | 350 | 321 | DIRECTOR/COORD/MANAGER    | 113,536.68 |
| 100.200.350.000.361 | 200 | 350 | 350 | 361 | INSURANCE LIFE & HEALTH   | 110,250.35 |
| 100.200.350.000.362 | 200 | 350 | 350 | 362 | UNEMPLOYMENT INSURANCE    | 2,257.56   |
| 100.200.350.000.363 | 200 | 350 | 350 | 363 | WORKERS' COMPENSATION     | 25,343.98  |
| 100.200.350.000.364 | 200 | 350 | 350 | 364 | FICA CONTRIBUTION         | 16,035.90  |
| 100.200.350.000.365 | 200 | 350 | 350 | 365 | TEACHERS' RETIREMENT TRS  | 156,198.38 |
| 100.200.350.000.410 | 200 | 350 | 350 | 410 | PROFESSIONAL & TECHNICAL  | 30,000.00  |
| 100.200.350.000.420 | 200 | 350 | 350 | 420 | STAFF TRAVEL              | 78,600.00  |
| 100.200.350.000.433 | 200 | 350 | 350 | 433 | COMMUNICATIONS/PHONE/POST | 4,000.00   |
| 100.200.350.000.440 | 200 | 350 | 350 | 440 | OTHER PURCHASED SERVICES  | 68,100.00  |
| 100.200.350.000.441 | 200 | 350 | 350 | 441 | RENTALS                   | 2,500.00   |
| 100.200.350.000.450 | 200 | 350 | 350 | 450 | SUPPLIES/MATERIALS/MEDIA  | 26,000.00  |
| 100.200.350.000.458 | 200 | 350 | 350 | 458 | GAS & OIL                 | 3,500.00   |
| 100.200.350.000.490 | 200 | 350 | 350 | 490 | OTHER EXPENSES            | 500.00     |
| 100.200.350.000.491 | 200 | 350 | 350 | 491 | DUES & FEES               | 4,000.00   |
| 100.200.352.000.420 | 200 | 352 | 350 | 420 | STAFF TRAVEL              | 3,000.00   |
| 100.200.352.000.450 | 200 | 352 | 350 | 450 | SUPPLIES/MATERIALS/MEDIA  | 15,500.00  |
| 100.200.355.000.321 | 200 | 355 | 350 | 321 | DIRECTOR/COORD/MANAGER    | 138,724.00 |
| 100.200.355.000.324 | 200 | 355 | 350 | 324 | SUPPORT STAFF             | 436,332.04 |
| 100.200.355.000.361 | 200 | 355 | 350 | 361 | INSURANCE LIFE & HEALTH   | 254,518.96 |
| 100.200.355.000.362 | 200 | 355 | 350 | 362 | UNEMPLOYMENT INSURANCE    | 1,023.77   |
| 100.200.355.000.363 | 200 | 355 | 350 | 363 | WORKERS' COMPENSATION     | 13,111.10  |
| 100.200.355.000.364 | 200 | 355 | 350 | 364 | FICA CONTRIBUTION         | 42,735.54  |
| 100.200.355.000.366 | 200 | 355 | 350 | 366 | PUBLIC EMPLOYEE RET PERS  | 127,122.27 |
| 100.200.355.000.410 | 200 | 355 | 350 | 410 | PROFESSIONAL & TECHNICAL  | 192,000.00 |
| 100.200.355.000.420 | 200 | 355 | 350 | 420 | STAFF TRAVEL              | 75,000.00  |
| 100.200.355.000.433 | 200 | 355 | 350 | 433 | COMMUNICATIONS/PHONE/POST | 50,000.00  |
| 100.200.355.000.440 | 200 | 355 | 350 | 440 | OTHER PURCHASED SERVICES  | 447,000.00 |
| 100.200.355.000.450 | 200 | 355 | 350 | 450 | SUPPLIES/MATERIALS/MEDIA  | 495,600.00 |
| 100.200.355.000.458 | 200 | 355 | 350 | 458 | GAS & OIL                 | 11,000.00  |
| 100.200.355.000.490 | 200 | 355 | 350 | 490 | OTHER EXPENSES            | 500.00     |
| 100.200.355.000.510 | 200 | 355 | 350 | 510 | EQUIPMENT (OVER \$5000)   | 25,000.00  |
| 100.200.400.000.410 | 200 | 400 | 400 | 410 | PROFESSIONAL & TECHNICAL  | 5,000.00   |

North Slope Borough School District  
District Wide  
Operating Budget FY25  
Location 2XX

| Account             | LOC | FUN | FUN | OBJ | Description               | Budget     |
|---------------------|-----|-----|-----|-----|---------------------------|------------|
| 100.200.400.000.420 | 200 | 400 | 400 | 420 | STAFF TRAVEL              | 36,000.00  |
| 100.200.510.000.312 | 200 | 510 | 510 | 312 | ASSOC/ASST SUPERINTENDENT | 175,000.00 |
| 100.200.510.000.320 | 200 | 510 | 510 | 320 | CLASSIFIED WAGES          | 232,000.00 |
| 100.200.510.000.324 | 200 | 510 | 510 | 324 | SUPPORT STAFF             | 87,788.00  |
| 100.200.510.000.361 | 200 | 510 | 510 | 361 | INSURANCE LIFE & HEALTH   | 97,335.12  |
| 100.200.510.000.362 | 200 | 510 | 510 | 362 | UNEMPLOYMENT INSURANCE    | 896.04     |
| 100.200.510.000.363 | 200 | 510 | 510 | 363 | WORKERS' COMPENSATION     | 11,281.20  |
| 100.200.510.000.364 | 200 | 510 | 510 | 364 | FICA CONTRIBUTION         | 26,640.78  |
| 100.200.510.000.365 | 200 | 510 | 510 | 365 | TEACHERS' RETIREMENT TRS  | 21,980.04  |
| 100.200.510.000.366 | 200 | 510 | 510 | 366 | PUBLIC EMPLOYEE RET PERS  | 67,713.36  |
| 100.200.510.000.410 | 200 | 510 | 510 | 410 | PROFESSIONAL & TECHNICAL  | 70,000.00  |
| 100.200.510.000.420 | 200 | 510 | 510 | 420 | STAFF TRAVEL              | 52,000.00  |
| 100.200.510.000.433 | 200 | 510 | 510 | 433 | COMMUNICATIONS/PHONE/POST | 5,500.00   |
| 100.200.510.000.440 | 200 | 510 | 510 | 440 | OTHER PURCHASED SERVICES  | 500.00     |
| 100.200.510.000.441 | 200 | 510 | 510 | 441 | RENTALS                   | 3,500.00   |
| 100.200.510.000.450 | 200 | 510 | 510 | 450 | SUPPLIES/MATERIALS/MEDIA  | 27,700.00  |
| 100.200.510.000.458 | 200 | 510 | 510 | 458 | GAS & OIL                 | 6,000.00   |
| 100.200.510.000.490 | 200 | 510 | 510 | 490 | OTHER EXPENSES            | 1,000.00   |
| 100.200.511.000.320 | 200 | 511 | 510 | 320 | CLASSIFIED WAGES          | 233,334.00 |
| 100.200.511.000.324 | 200 | 511 | 510 | 324 | SUPPORT STAFF             | 87,788.00  |
| 100.200.511.000.361 | 200 | 511 | 510 | 361 | INSURANCE LIFE & HEALTH   | 238,732.08 |
| 100.200.511.000.362 | 200 | 511 | 510 | 362 | UNEMPLOYMENT INSURANCE    | 175.58     |
| 100.200.511.000.363 | 200 | 511 | 510 | 363 | WORKERS' COMPENSATION     | 7,321.73   |
| 100.200.511.000.364 | 200 | 511 | 510 | 364 | FICA CONTRIBUTION         | 23,398.63  |
| 100.200.511.000.366 | 200 | 511 | 510 | 366 | PUBLIC EMPLOYEE RET PERS  | 26,646.72  |
| 100.200.511.000.410 | 200 | 511 | 510 | 410 | PROFESSIONAL & TECHNICAL  | 30,000.00  |
| 100.200.511.000.414 | 200 | 511 | 510 | 414 | LEGAL SERVICES            | 281,000.00 |
| 100.200.511.000.420 | 200 | 511 | 510 | 420 | STAFF TRAVEL              | 125,000.00 |
| 100.200.511.000.425 | 200 | 511 | 510 | 425 | STUDENT TRAVEL            | 20,000.00  |
| 100.200.511.000.433 | 200 | 511 | 510 | 433 | COMMUNICATIONS/PHONE/POST | 1,500.00   |
| 100.200.511.000.440 | 200 | 511 | 510 | 440 | OTHER PURCHASED SERVICES  | 9,500.00   |
| 100.200.511.000.450 | 200 | 511 | 510 | 450 | SUPPLIES/MATERIALS/MEDIA  | 28,000.00  |
| 100.200.511.000.490 | 200 | 511 | 510 | 490 | OTHER EXPENSES            | 27,000.00  |
| 100.200.550.000.321 | 200 | 550 | 550 | 321 | DIRECTOR/COORD/MANAGER    | 748,352.00 |
| 100.200.550.000.324 | 200 | 550 | 550 | 324 | SUPPORT STAFF             | 444,822.94 |
| 100.200.550.000.329 | 200 | 550 | 550 | 329 | SUBSTITUTE/TEMPORARIES    | 42,250.00  |
| 100.200.550.000.361 | 200 | 550 | 550 | 361 | INSURANCE LIFE & HEALTH   | 130,065.02 |
| 100.200.550.000.362 | 200 | 550 | 550 | 362 | UNEMPLOYMENT INSURANCE    | 2,471.17   |
| 100.200.550.000.363 | 200 | 550 | 550 | 363 | WORKERS' COMPENSATION     | 28,167.47  |
| 100.200.550.000.364 | 200 | 550 | 550 | 364 | FICA CONTRIBUTION         | 93,739.04  |
| 100.200.550.000.366 | 200 | 550 | 550 | 366 | PUBLIC EMPLOYEE RET PERS  | 251,735.54 |

North Slope Borough School District  
District Wide  
Operating Budget FY25  
Location 2XX

| Account             | LOC | FUN | FUN | OBJ | Description               | Budget       |
|---------------------|-----|-----|-----|-----|---------------------------|--------------|
| 100.200.550.000.410 | 200 | 550 | 550 | 410 | PROFESSIONAL & TECHNICAL  | 72,000.00    |
| 100.200.550.000.412 | 200 | 550 | 550 | 412 | AUDITING & ACCOUNTING SVC | 120,000.00   |
| 100.200.550.000.420 | 200 | 550 | 550 | 420 | STAFF TRAVEL              | 50,000.00    |
| 100.200.550.000.433 | 200 | 550 | 550 | 433 | COMMUNICATIONS/PHONE/POST | 13,000.00    |
| 100.200.550.000.440 | 200 | 550 | 550 | 440 | OTHER PURCHASED SERVICES  | 37,000.00    |
| 100.200.550.000.441 | 200 | 550 | 550 | 441 | RENTALS                   | 9,000.00     |
| 100.200.550.000.445 | 200 | 550 | 550 | 445 | INSURANCE & BOND PREMIUMS | 393,300.00   |
| 100.200.550.000.450 | 200 | 550 | 550 | 450 | SUPPLIES/MATERIALS/MEDIA  | 30,000.00    |
| 100.200.550.000.458 | 200 | 550 | 550 | 458 | GAS & OIL                 | 3,500.00     |
| 100.200.550.000.490 | 200 | 550 | 550 | 490 | OTHER EXPENSES            | 3,000.00     |
| 100.200.550.000.495 | 200 | 550 | 550 | 495 | INDIRECT COSTS            | (150,000.00) |
| 100.200.551.000.314 | 200 | 551 | 550 | 314 | CERT DIR/COOR/MANAGER     | 82,500.00    |
| 100.200.551.000.321 | 200 | 551 | 550 | 321 | DIRECTOR/COORD/MANAGER    | 390,631.04   |
| 100.200.551.000.324 | 200 | 551 | 550 | 324 | SUPPORT STAFF             | 329,924.02   |
| 100.200.551.000.361 | 200 | 551 | 550 | 361 | INSURANCE LIFE & HEALTH   | 200,866.86   |
| 100.200.551.000.362 | 200 | 551 | 550 | 362 | UNEMPLOYMENT INSURANCE    | 1,601.20     |
| 100.200.551.000.363 | 200 | 551 | 550 | 363 | WORKERS' COMPENSATION     | 18,309.58    |
| 100.200.551.000.364 | 200 | 551 | 550 | 364 | FICA CONTRIBUTION         | 57,200.46    |
| 100.200.551.000.365 | 200 | 551 | 550 | 365 | TEACHERS' RETIREMENT TRS  | 10,362.00    |
| 100.200.551.000.366 | 200 | 551 | 550 | 366 | PUBLIC EMPLOYEE RET PERS  | 158,522.24   |
| 100.200.551.000.410 | 200 | 551 | 550 | 410 | PROFESSIONAL & TECHNICAL  | 75,000.00    |
| 100.200.551.000.420 | 200 | 551 | 550 | 420 | STAFF TRAVEL              | 55,000.00    |
| 100.200.551.000.433 | 200 | 551 | 550 | 433 | COMMUNICATIONS/PHONE/POST | 2,200.00     |
| 100.200.551.000.440 | 200 | 551 | 550 | 440 | OTHER PURCHASED SERVICES  | 14,000.00    |
| 100.200.551.000.441 | 200 | 551 | 550 | 441 | RENTALS                   | 6,500.00     |
| 100.200.551.000.450 | 200 | 551 | 550 | 450 | SUPPLIES/MATERIALS/MEDIA  | 10,000.00    |
| 100.200.551.000.458 | 200 | 551 | 550 | 458 | GAS & OIL                 | 3,500.00     |
| 100.200.600.000.314 | 200 | 600 | 600 | 314 | CERT DIR/COOR/MANAGER     | 82,500.00    |
| 100.200.600.000.321 | 200 | 600 | 600 | 321 | DIRECTOR/COORD/MANAGER    | 280,506.80   |
| 100.200.600.000.324 | 200 | 600 | 600 | 324 | SUPPORT STAFF             | 303,205.51   |
| 100.200.600.000.325 | 200 | 600 | 600 | 325 | MAINTENANCE/CUSTODIAL     | 230,412.02   |
| 100.200.600.000.361 | 200 | 600 | 600 | 361 | INSURANCE LIFE & HEALTH   | 239,897.86   |
| 100.200.600.000.362 | 200 | 600 | 600 | 362 | UNEMPLOYMENT INSURANCE    | 1,687.82     |
| 100.200.600.000.363 | 200 | 600 | 600 | 363 | WORKERS' COMPENSATION     | 20,443.07    |
| 100.200.600.000.364 | 200 | 600 | 600 | 364 | FICA CONTRIBUTION         | 62,414.48    |
| 100.200.600.000.365 | 200 | 600 | 600 | 365 | TEACHERS' RETIREMENT TRS  | 10,362.00    |
| 100.200.600.000.366 | 200 | 600 | 600 | 366 | PUBLIC EMPLOYEE RET PERS  | 179,107.78   |
| 100.200.600.000.410 | 200 | 600 | 600 | 410 | PROFESSIONAL & TECHNICAL  | 12,700.00    |
| 100.200.600.000.420 | 200 | 600 | 600 | 420 | STAFF TRAVEL              | 120,500.00   |
| 100.200.600.000.431 | 200 | 600 | 600 | 431 | WATER & SEWER             | 4,200.00     |
| 100.200.600.000.433 | 200 | 600 | 600 | 433 | COMMUNICATIONS/PHONE/POST | 7,000.00     |

North Slope Borough School District  
District Wide  
Operating Budget FY25  
Location 2XX

| Account             | LOC | FUN | FUN | OBJ | Description               | Budget        |
|---------------------|-----|-----|-----|-----|---------------------------|---------------|
| 100.200.600.000.435 | 200 | 600 | 600 | 435 | ELECTRICITY               | 42,000.00     |
| 100.200.600.000.436 | 200 | 600 | 600 | 436 | FUEL OIL/NATURAL GAS      | 1,615,000.00  |
| 100.200.600.000.440 | 200 | 600 | 600 | 440 | OTHER PURCHASED SERVICES  | 80,000.00     |
| 100.200.600.000.441 | 200 | 600 | 600 | 441 | RENTALS                   | 7,000.00      |
| 100.200.600.000.443 | 200 | 600 | 600 | 443 | EQUIPMENT REPAIR & MAINT  | 3,000.00      |
| 100.200.600.000.445 | 200 | 600 | 600 | 445 | INSURANCE & BOND PREMIUMS | 3,455,000.00  |
| 100.200.600.000.450 | 200 | 600 | 600 | 450 | SUPPLIES/MATERIALS/MEDIA  | 112,229.00    |
| 100.200.600.000.452 | 200 | 600 | 600 | 452 | MAINTENANCE SUPPLIES      | 90,000.00     |
| 100.200.600.000.458 | 200 | 600 | 600 | 458 | GAS & OIL                 | 55,000.00     |
| 100.200.600.000.510 | 200 | 600 | 600 | 510 | EQUIPMENT (OVER \$5000)   | 50,000.00     |
| 100.200.601.000.453 | 200 | 601 | 600 | 453 | JANITORIAL SUPPLIES       | 9,800.00      |
| 100.200.700.000.314 | 200 | 700 | 700 | 314 | CERT DIR/COOR/MANAGER     | 117,000.00    |
| 100.200.700.000.361 | 200 | 700 | 700 | 361 | INSURANCE LIFE & HEALTH   | 52,453.92     |
| 100.200.700.000.362 | 200 | 700 | 700 | 362 | UNEMPLOYMENT INSURANCE    | 212.16        |
| 100.200.700.000.363 | 200 | 700 | 700 | 363 | WORKERS' COMPENSATION     | 2,667.60      |
| 100.200.700.000.364 | 200 | 700 | 700 | 364 | FICA CONTRIBUTION         | 8,740.38      |
| 100.200.700.000.366 | 200 | 700 | 700 | 366 | PUBLIC EMPLOYEE RET PERS  | 25,740.00     |
| 100.200.700.000.410 | 200 | 700 | 700 | 410 | PROFESSIONAL & TECHNICAL  | 96,240.00     |
| 100.200.700.000.420 | 200 | 700 | 700 | 420 | STAFF TRAVEL              | 12,000.00     |
| 100.200.700.000.425 | 200 | 700 | 700 | 425 | STUDENT TRAVEL            | 1,125,020.00  |
| 100.200.700.000.450 | 200 | 700 | 700 | 450 | SUPPLIES/MATERIALS/MEDIA  | 40,500.00     |
| 100.200.700.000.491 | 200 | 700 | 700 | 491 | DUES & FEES               | 15,000.00     |
| 100.200.900.000.542 | 200 | 900 | 900 | 542 | TRANS TO FOOD SERVICE     | 2,825,000.00  |
| 100.200.900.000.545 | 200 | 900 | 900 | 545 | TRANS TO HOUSING FUND     | 1,365,000.00  |
| 100.200.900.000.547 | 200 | 900 | 900 | 547 | TRANS TO PUPIL TRANSPORTA | 150,000.00    |
| 100.200.900.000.548 | 200 | 900 | 900 | 548 | TRANS TO COMMUNITY RECREA | 200,000.00    |
| 100.250.355.000.433 | 250 | 355 | 350 | 433 | COMMUNICATIONS/PHONE/POST | 11,437,000.00 |
| Total Expenditures  |     |     |     |     |                           | 37,081,868.52 |

**North Slope Borough School District  
District Wide  
Operating Budget FY25  
Location 200**

| Description                                 | Classification      | Budget Type  | Amount    | FTE    | Fund | Location | Function | Program | Object |
|---|---------------------|--------------|-----------|--------|------|----------|----------|---------|--------|
| Administrative Assistant                    | Classified          | Position     | \$64,760  | 1.0000 | 100  | 200      | 120      | 0       | 324    |
| Residential Stipend                         | Certified Non-Admin | Supplemental | \$12,000  | 0.0000 | 100  | 200      | 120      | 0       | 315    |
| Coordinator of Inupiaq Education            | Classified          | Position     | \$117,881 | 1.0000 | 100  | 200      | 120      | 0       | 321    |
| Residential Stipend                         | Classified          | Supplemental | \$12,000  | 0.0000 | 100  | 200      | 120      | 0       | 321    |
| Inupiaq Fine Arts                           | Classified          | Position     | \$108,518 | 1.0000 | 100  | 200      | 120      | 0       | 324    |
| Director of Inupiaq Education               | Certified Admin     | Position     | \$140,862 | 1.0000 | 100  | 200      | 120      | 0       | 314    |
| Instructional Specialists                   | Certified Non-Admin | Position     | \$22,499  | 1.0000 | 100  | 200      | 120      | 0       | 318    |
| Roving Certificated Sub                     | Certified Non-Admin | Position     | \$55,038  | 1.0000 | 100  | 200      | 120      | 0       | 315    |
| Secretary I                                 | Classified          | Position     | \$46,697  | 1.0000 | 100  | 200      | 120      | 0       | 324    |
| Administrative Assistant/Program Assistant  | Classified          | Position     | \$71,741  | 1.0000 | 100  | 200      | 220      | 0       | 324    |
| Director of Student Services                | Certified Admin     | Position     | \$149,740 | 1.0000 | 100  | 200      | 220      | 0       | 314    |
| Data Manager                                | Classified          | Position     | \$72,431  | 1.0000 | 100  | 200      | 300      | 0       | 324    |
| Student Records Manager                     | Classified          | Position     | \$105,352 | 1.0000 | 100  | 200      | 300      | 0       | 324    |
| Emotional Support Coordinator               | Certified Non-Admin | Position     | \$116,094 | 1.0000 | 100  | 200      | 300      | 0       | 314    |
| Instructional Specialists                   | Certified Non-Admin | Position     | \$39,189  | 1.0000 | 100  | 200      | 350      | 0       | 318    |
| Instructional Specialists                   | Certified Non-Admin | Position     | \$109,836 | 1.0000 | 100  | 200      | 350      | 0       | 318    |
| Residential Stipend                         | Certified Non-Admin | Supplemental | \$12,000  | 0.0000 | 100  | 200      | 350      | 0       | 318    |
| Elementary Ed Coordinator                   | Certified Non-Admin | Position     | \$116,094 | 1.0000 | 100  | 200      | 350      | 0       | 314    |
| Grants Administrator                        | Classified          | Position     | \$113,536 | 1.0000 | 100  | 200      | 350      | 0       | 321    |
| Secondary Ed Coordinator                    | Certified Non-Admin | Position     | \$121,537 | 1.0000 | 100  | 200      | 350      | 0       | 314    |
| Interventionist                             | Certified Non-Admin | Position     | \$133,086 | 1.0000 | 100  | 200      | 350      | 0       | 314    |
| Instructional Specialists                   | Certified Admin     | Position     | \$63,512  | 1.0000 | 100  | 200      | 350      | 0       | 318    |
| Director of Curriculum & Instruction        | Certified Admin     | Position     | \$136,618 | 1.0000 | 100  | 200      | 350      | 0       | 314    |
| Interventionist                             | Certified Non-Admin | Position     | \$133,086 | 1.0000 | 100  | 200      | 350      | 0       | 314    |
| Interventionist                             | Certified Non-Admin | Position     | \$133,086 | 1.0000 | 100  | 200      | 350      | 0       | 314    |
| Wide Area Network III                       | Classified          | Position     | \$88,199  | 1.0000 | 100  | 200      | 355      | 0       | 324    |
| Wide Area Network I                         | Classified          | Position     | \$64,760  | 1.0000 | 100  | 200      | 355      | 0       | 324    |
| Wide Area Network II                        | Classified          | Position     | \$76,850  | 1.0000 | 100  | 200      | 355      | 0       | 324    |
| Wide Area Network III                       | Classified          | Position     | \$108,518 | 1.0000 | 100  | 200      | 355      | 0       | 324    |
| Wide Area Network II                        | Classified          | Position     | \$98,007  | 1.0000 | 100  | 200      | 355      | 0       | 324    |
| Director of Information Technology          | Classified          | Position     | \$138,724 | 1.0000 | 100  | 200      | 355      | 0       | 321    |
| Assistant Superintendent                    | Certified Admin     | Position     | \$175,000 | 1.0000 | 100  | 200      | 510      | 0       | 312    |
| Executive Assistant to Superintendent       | Classified          | Position     | \$87,788  | 1.0000 | 100  | 200      | 510      | 0       | 324    |
| Chief School Administrator                  | Certified Admin     | Position     | \$220,000 | 1.0000 | 100  | 200      | 510      | 0       | 320    |
| Residential Stipend                         | Certified Admin     | Supplemental | \$12,000  | 0.0000 | 100  | 200      | 510      | 0       | 320    |
| School Board                                | Classified          | Position     | \$33,333  | 1.0000 | 100  | 200      | 511      | 0       | 320    |
| School Board                                | Classified          | Position     | \$33,333  | 1.0000 | 100  | 200      | 511      | 0       | 320    |
| School Board                                | Classified          | Position     | \$33,333  | 1.0000 | 100  | 200      | 511      | 0       | 320    |
| School Board                                | Classified          | Position     | \$33,333  | 1.0000 | 100  | 200      | 511      | 0       | 320    |
| School Board                                | Classified          | Position     | \$33,333  | 1.0000 | 100  | 200      | 511      | 0       | 320    |
| School Board                                | Classified          | Position     | \$33,333  | 1.0000 | 100  | 200      | 511      | 0       | 320    |
| School Board Secretary                      | Classified          | Position     | \$87,788  | 1.0000 | 100  | 200      | 511      | 0       | 324    |
| Payroll Manager                             | Classified          | Position     | \$125,310 | 1.0000 | 100  | 200      | 550      | 0       | 321    |
| Accounts Payable Specialist                 | Classified          | Position     | \$104,541 | 1.0000 | 100  | 200      | 550      | 0       | 324    |
| Payroll Specialist                          | Classified          | Position     | \$73,861  | 1.0000 | 100  | 200      | 550      | 0       | 324    |
| Controller                                  | Classified          | Position     | \$141,470 | 1.0000 | 100  | 200      | 550      | 0       | 321    |
| Procurement Administrator                   | Certified Non-Admin | Position     | \$131,182 | 1.0000 | 100  | 200      | 550      | 0       | 321    |
| Accounts Payable Specialist                 | Classified          | Position     | \$101,046 | 1.0000 | 100  | 200      | 550      | 0       | 324    |
| Purchasing Agent                            | Certified Non-Admin | Position     | \$87,547  | 1.0000 | 100  | 200      | 550      | 0       | 324    |
| Interim                                     | Classified          | Supplemental | \$38,720  | 0.0000 | 100  | 200      | 550      | 0       | 321    |
| Business Manager                            | Classified          | Position     | \$141,470 | 1.0000 | 100  | 200      | 550      | 0       | 321    |
| Stipend                                     | Classified          | Supplemental | \$10,200  | 0.0000 | 100  | 200      | 550      | 0       | 321    |
| Temporary                                   | Certified Non-Admin | Supplemental | \$42,250  | 0.0000 | 100  | 200      | 550      | 0       | 329    |
| Director of Business & Finance              | Classified          | Position     | \$160,000 | 1.0000 | 100  | 200      | 550      | 0       | 321    |
| Payroll Specialist                          | Classified          | Position     | \$77,825  | 1.0000 | 100  | 200      | 550      | 0       | 324    |
| Chief Operating Officer                     | Certified Non-Admin | Position     | \$82,500  | 1.0000 | 100  | 200      | 551      | 0       | 314    |
| Director of Human Resources                 | Classified          | Position     | \$149,740 | 1.0000 | 100  | 200      | 551      | 0       | 321    |
| Human Resources Specialist III              | Classified          | Position     | \$82,076  | 1.0000 | 100  | 200      | 551      | 0       | 324    |
| Coordinator of Human Resources and Benefits | Certified Non-Admin | Position     | \$111,814 | 1.0000 | 100  | 200      | 551      | 0       | 321    |
| Coordinator of Human Resources and Benefits | Classified          | Position     | \$117,881 | 1.0000 | 100  | 200      | 551      | 0       | 324    |
| Human Resources Specialist II               | Classified          | Position     | \$76,850  | 1.0000 | 100  | 200      | 551      | 0       | 324    |
| Human Resources Specialist I/Receptionist   | Classified          | Position     | \$53,118  | 1.0000 | 100  | 200      | 551      | 0       | 324    |
| Coordinator of Human Resources and Benefits | Certified Non-Admin | Position     | \$129,077 | 1.0000 | 100  | 200      | 551      | 0       | 321    |
| Secretary III                               | Classified          | Position     | \$60,626  | 1.0000 | 100  | 200      | 600      | 0       | 324    |
| Support Staff                               | Classified          | Position     | \$94,731  | 1.0000 | 100  | 200      | 600      | 0       | 324    |
| Chief Operating Officer                     | Certified Non-Admin | Position     | \$82,500  | 1.0000 | 100  | 200      | 600      | 0       | 314    |

**North Slope Borough School District  
District Wide  
Operating Budget FY25  
Location 200**

| <b>Description</b>                             | <b>Classification</b> | <b>Budget Type</b> | <b>Amount</b> | <b>FTE</b> | <b>Fund</b> | <b>Location</b> | <b>Function</b> | <b>Program</b> | <b>Object</b> |
|--|-----------------------|--------------------|---------------|------------|-------------|-----------------|-----------------|----------------|---------------|
| Coordinator of Support Services, M&O           | Classified            | Position           | \$131,066     | 1.0000     | 100         | 200             | 600             | 0              | 321           |
| Emergency Operations Coordinator               | Classified            | Position           | \$82,168      | 1.0000     | 100         | 200             | 600             | 0              | 321           |
| Plumber/Electrician Itinerant/Preventive Maint | Classified            | Position           | \$113,763     | 1.0000     | 100         | 200             | 600             | 0              | 325           |
| Secretary II                                   | Classified            | Position           | \$53,118      | 1.0000     | 100         | 200             | 600             | 0              | 324           |
| Administrative Assistant/Program Assistant     | Classified            | Position           | \$94,731      | 1.0000     | 100         | 200             | 600             | 0              | 324           |
| Maintenance Worker III YR                      | Classified            | Position           | \$42,530      | 1.0000     | 100         | 200             | 600             | 0              | 325           |
| Heavy Equipment Operator/Expediter             | Classified            | Position           | \$74,120      | 1.0000     | 100         | 200             | 600             | 0              | 325           |
| Director of M&O                                | Certified Non-Admin   | Position           | \$67,273      | 1.0000     | 100         | 200             | 600             | 0              | 321           |
| Activities Coordinator                         | Classified            | Position           | \$117,000     | 1.0000     | 100         | 200             | 700             | 0              | 314           |
|  |                       |                    | \$6,650,258   | 69.0000    |             |                 |                 |                |               |

North Slope Borough District  
 Utqiagvik Area  
 Operating Budget FY25  
 Location 300

| Account             | LOC | FUN | FUN | OBJ | Description               | Budget     |
|---------------------|-----|-----|-----|-----|---------------------------|------------|
| 100.300.600.000.321 | 300 | 600 | 600 | 321 | DIRECTOR/COORD/MANAGER    | 45,535.94  |
| 100.300.600.000.325 | 300 | 600 | 600 | 325 | MAINTENANCE/CUSTODIAL     | 388,427.67 |
| 100.300.600.000.361 | 300 | 600 | 600 | 361 | INSURANCE LIFE & HEALTH   | 70,609.92  |
| 100.300.600.000.362 | 300 | 600 | 600 | 362 | UNEMPLOYMENT INSURANCE    | 827.04     |
| 100.300.600.000.363 | 300 | 600 | 600 | 363 | WORKERS' COMPENSATION     | 9,894.50   |
| 100.300.600.000.364 | 300 | 600 | 600 | 364 | FICA CONTRIBUTION         | 32,914.33  |
| 100.300.600.000.366 | 300 | 600 | 600 | 366 | PUBLIC EMPLOYEE RET PERS  | 95,471.88  |
| 100.300.600.000.410 | 300 | 600 | 600 | 410 | PROFESSIONAL & TECHNICAL  | 11,000.00  |
| 100.300.600.000.433 | 300 | 600 | 600 | 433 | COMMUNICATIONS/PHONE/POST | 8,500.00   |
| 100.300.601.000.325 | 300 | 601 | 600 | 325 | MAINTENANCE/CUSTODIAL     | 50,266.07  |
| 100.300.601.000.361 | 300 | 601 | 600 | 361 | INSURANCE LIFE & HEALTH   | 234.00     |
| 100.300.601.000.362 | 300 | 601 | 600 | 362 | UNEMPLOYMENT INSURANCE    | 88.41      |
| 100.300.601.000.363 | 300 | 601 | 600 | 363 | WORKERS' COMPENSATION     | 1,146.08   |
| 100.300.601.000.364 | 300 | 601 | 600 | 364 | FICA CONTRIBUTION         | 3,862.92   |
| 100.300.601.000.366 | 300 | 601 | 600 | 366 | PUBLIC EMPLOYEE RET PERS  | 11,058.57  |
| Total expenditures  |     |     |     |     |                           | 729,837.33 |

**North Slope Borough School District**  
**Utqiagvik Area**  
**Operating Budget FY25**  
**Location 300**

| Description                                    | Classification | Budget Type | Amount   | FTE       | Fund   | Location | Function | Program | Object |
|--|----------------|-------------|----------|-----------|--------|----------|----------|---------|--------|
| Maintenance Worker III YR                      | Classified     | Position    | \$45,679 | 1.0000    | 100    | 300      | 600      | 0       | 325    |
| Plumber/Electrician Itinerant/Preventive Maint | Classified     | Position    | \$60,811 | 1.0000    | 100    | 300      | 600      | 0       | 325    |
| Plant Manager                                  | Classified     | Position    | \$45,536 | 1.0000    | 100    | 300      | 600      | 0       | 321    |
| Maintenance Worker II YR                       | Classified     | Position    | \$34,622 | 1.0000    | 100    | 300      | 600      | 0       | 325    |
| Itinerant Carpenter                            | Classified     | Position    | \$88,218 | 1.0000    | 100    | 300      | 600      | 0       | 325    |
| Maintenance Worker I YR                        | Classified     | Position    | \$33,940 | 1.0000    | 100    | 300      | 600      | 0       | 325    |
| Maintenance Worker II YR                       | Classified     | Position    | \$33,940 | 1.0000    | 100    | 300      | 600      | 0       | 325    |
| Plumber  | Classified     | Position    | \$91,216 | 1.0000    | 100    | 300      | 600      | 0       | 325    |
| Maintenance Worker I YR                        | Classified     | Position    | \$50,266 | 1.0000    | 100    | 300      | 601      | 0       | 325    |
|  |                |             |          | \$484,228 | 9.0000 |          |          |         |        |



North Slope Borough School District  
Fred Ipalook Elementary School  
Operating Budget FY25  
Location 400

| Account             | LOC | FUN | FUN | OBJ | Description              | Budget       |
|---------------------|-----|-----|-----|-----|--------------------------|--------------|
| 100.400.100.000.315 | 400 | 100 | 100 | 315 | TEACHERS                 | 2,660,816.67 |
| 100.400.100.000.323 | 400 | 100 | 100 | 323 | AIDES                    | 319,554.47   |
| 100.400.100.000.361 | 400 | 100 | 100 | 361 | INSURANCE LIFE & HEALTH  | 776,878.29   |
| 100.400.100.000.362 | 400 | 100 | 100 | 362 | UNEMPLOYMENT INSURANCE   | 5,640.59     |
| 100.400.100.000.363 | 400 | 100 | 100 | 363 | WORKERS' COMPENSATION    | 67,952.12    |
| 100.400.100.000.364 | 400 | 100 | 100 | 364 | FICA CONTRIBUTION        | 60,259.06    |
| 100.400.100.000.365 | 400 | 100 | 100 | 365 | TEACHERS' RETIREMENT TRS | 331,388.38   |
| 100.400.100.000.366 | 400 | 100 | 100 | 366 | PUBLIC EMPLOYEE RET PERS | 70,302.45    |
| 100.400.100.000.440 | 400 | 100 | 100 | 440 | OTHER PURCHASED SERVICES | 1,000.00     |
| 100.400.100.000.450 | 400 | 100 | 100 | 450 | SUPPLIES/MATERIALS/MEDIA | 94,800.00    |
| 100.400.110.000.315 | 400 | 110 | 100 | 315 | TEACHERS                 | 342,466.00   |
| 100.400.110.000.323 | 400 | 110 | 100 | 323 | AIDES                    | 150,285.95   |
| 100.400.110.000.361 | 400 | 110 | 100 | 361 | INSURANCE LIFE & HEALTH  | 160,220.33   |
| 100.400.110.000.362 | 400 | 110 | 100 | 362 | UNEMPLOYMENT INSURANCE   | 889.56       |
| 100.400.110.000.363 | 400 | 110 | 100 | 363 | WORKERS' COMPENSATION    | 11,234.73    |
| 100.400.110.000.364 | 400 | 110 | 100 | 364 | FICA CONTRIBUTION        | 14,925.76    |
| 100.400.110.000.365 | 400 | 110 | 100 | 365 | TEACHERS' RETIREMENT TRS | 42,816.36    |
| 100.400.110.000.366 | 400 | 110 | 100 | 366 | PUBLIC EMPLOYEE RET PERS | 33,063.00    |
| 100.400.120.000.318 | 400 | 120 | 100 | 318 | CERTIFIED SPECIALISTS    | 454,208.44   |
| 100.400.120.000.323 | 400 | 120 | 100 | 323 | AIDES                    | 62,256.45    |
| 100.400.120.000.361 | 400 | 120 | 100 | 361 | INSURANCE LIFE & HEALTH  | 117,740.92   |
| 100.400.120.000.362 | 400 | 120 | 100 | 362 | UNEMPLOYMENT INSURANCE   | 1,090.53     |
| 100.400.120.000.363 | 400 | 120 | 100 | 363 | WORKERS' COMPENSATION    | 11,775.35    |
| 100.400.120.000.364 | 400 | 120 | 100 | 364 | FICA CONTRIBUTION        | 11,066.90    |
| 100.400.120.000.365 | 400 | 120 | 100 | 365 | TEACHERS' RETIREMENT TRS | 53,870.01    |
| 100.400.120.000.366 | 400 | 120 | 100 | 366 | PUBLIC EMPLOYEE RET PERS | 13,696.42    |
| 100.400.200.000.315 | 400 | 200 | 200 | 315 | TEACHERS                 | 365,719.57   |
| 100.400.200.000.323 | 400 | 200 | 200 | 323 | AIDES                    | 572,473.72   |
| 100.400.200.000.361 | 400 | 200 | 200 | 361 | INSURANCE LIFE & HEALTH  | 233,891.25   |
| 100.400.200.000.362 | 400 | 200 | 200 | 362 | UNEMPLOYMENT INSURANCE   | 1,669.26     |
| 100.400.200.000.363 | 400 | 200 | 200 | 363 | WORKERS' COMPENSATION    | 21,390.63    |
| 100.400.200.000.364 | 400 | 200 | 200 | 364 | FICA CONTRIBUTION        | 47,962.86    |
| 100.400.200.000.365 | 400 | 200 | 200 | 365 | TEACHERS' RETIREMENT TRS | 45,664.79    |
| 100.400.200.000.366 | 400 | 200 | 200 | 366 | PUBLIC EMPLOYEE RET PERS | 125,942.91   |
| 100.400.300.000.322 | 400 | 300 | 300 | 322 | CLASSIFIED SPECIALIST    | 129,881.00   |
| 100.400.300.000.323 | 400 | 300 | 300 | 323 | AIDES                    | 147,046.13   |
| 100.400.300.000.361 | 400 | 300 | 300 | 361 | INSURANCE LIFE & HEALTH  | 124,503.92   |
| 100.400.300.000.362 | 400 | 300 | 300 | 362 | UNEMPLOYMENT INSURANCE   | 404.43       |
| 100.400.300.000.363 | 400 | 300 | 300 | 363 | WORKERS' COMPENSATION    | 6,313.87     |
| 100.400.300.000.364 | 400 | 300 | 300 | 364 | FICA CONTRIBUTION        | 20,531.52    |
| 100.400.300.000.366 | 400 | 300 | 300 | 366 | PUBLIC EMPLOYEE RET PERS | 60,693.35    |

North Slope Borough School District  
Fred Ipalook Elementary School  
Operating Budget FY25  
Location 400

| Account             | LOC | FUN | FUN | OBJ | Description               | Budget     |
|---------------------|-----|-----|-----|-----|---------------------------|------------|
| 100.400.320.000.318 | 400 | 320 | 300 | 318 | CERTIFIED SPECIALISTS     | 146,156.00 |
| 100.400.320.000.361 | 400 | 320 | 300 | 361 | INSURANCE LIFE & HEALTH   | 33,301.20  |
| 100.400.320.000.362 | 400 | 320 | 300 | 362 | UNEMPLOYMENT INSURANCE    | 343.31     |
| 100.400.320.000.363 | 400 | 320 | 300 | 363 | WORKERS' COMPENSATION     | 3,332.38   |
| 100.400.320.000.364 | 400 | 320 | 300 | 364 | FICA CONTRIBUTION         | 2,080.46   |
| 100.400.320.000.365 | 400 | 320 | 300 | 365 | TEACHERS' RETIREMENT TRS  | 16,849.97  |
| 100.400.352.000.323 | 400 | 352 | 350 | 323 | AIDES                     | 56,454.83  |
| 100.400.352.000.361 | 400 | 352 | 350 | 361 | INSURANCE LIFE & HEALTH   | 27,633.20  |
| 100.400.352.000.362 | 400 | 352 | 350 | 362 | UNEMPLOYMENT INSURANCE    | 98.00      |
| 100.400.352.000.363 | 400 | 352 | 350 | 363 | WORKERS' COMPENSATION     | 1,287.15   |
| 100.400.352.000.364 | 400 | 352 | 350 | 364 | FICA CONTRIBUTION         | 4,191.19   |
| 100.400.352.000.366 | 400 | 352 | 350 | 366 | PUBLIC EMPLOYEE RET PERS  | 12,420.15  |
| 100.400.400.000.313 | 400 | 400 | 400 | 313 | PRINCIPAL/ASST PRINCIPAL  | 423,679.22 |
| 100.400.400.000.361 | 400 | 400 | 400 | 361 | INSURANCE LIFE & HEALTH   | 20,292.00  |
| 100.400.400.000.362 | 400 | 400 | 400 | 362 | UNEMPLOYMENT INSURANCE    | 1,111.41   |
| 100.400.400.000.363 | 400 | 400 | 400 | 363 | WORKERS' COMPENSATION     | 9,659.95   |
| 100.400.400.000.364 | 400 | 400 | 400 | 364 | FICA CONTRIBUTION         | 6,112.91   |
| 100.400.400.000.365 | 400 | 400 | 400 | 365 | TEACHERS' RETIREMENT TRS  | 52,611.70  |
| 100.400.400.000.433 | 400 | 400 | 400 | 433 | COMMUNICATIONS/PHONE/POST | 8,000.00   |
| 100.400.400.000.441 | 400 | 400 | 400 | 441 | RENTALS                   | 16,500.00  |
| 100.400.400.000.450 | 400 | 400 | 400 | 450 | SUPPLIES/MATERIALS/MEDIA  | 5,500.00   |
| 100.400.400.000.458 | 400 | 400 | 400 | 458 | GAS & OIL                 | 2,400.00   |
| 100.400.450.000.324 | 400 | 450 | 450 | 324 | SUPPORT STAFF             | 162,762.29 |
| 100.400.450.000.361 | 400 | 450 | 450 | 361 | INSURANCE LIFE & HEALTH   | 78,648.38  |
| 100.400.450.000.362 | 400 | 450 | 450 | 362 | UNEMPLOYMENT INSURANCE    | 281.68     |
| 100.400.450.000.363 | 400 | 450 | 450 | 363 | WORKERS' COMPENSATION     | 3,710.82   |
| 100.400.450.000.364 | 400 | 450 | 450 | 364 | FICA CONTRIBUTION         | 12,094.62  |
| 100.400.450.000.366 | 400 | 450 | 450 | 366 | PUBLIC EMPLOYEE RET PERS  | 35,808.53  |
| 100.400.600.000.321 | 400 | 600 | 600 | 321 | DIRECTOR/COORD/MANAGER    | 125,306.00 |
| 100.400.600.000.325 | 400 | 600 | 600 | 325 | MAINTENANCE/CUSTODIAL     | 131,658.02 |
| 100.400.600.000.361 | 400 | 600 | 600 | 361 | INSURANCE LIFE & HEALTH   | 45,758.20  |
| 100.400.600.000.362 | 400 | 600 | 600 | 362 | UNEMPLOYMENT INSURANCE    | 471.28     |
| 100.400.600.000.363 | 400 | 600 | 600 | 363 | WORKERS' COMPENSATION     | 5,858.95   |
| 100.400.600.000.364 | 400 | 600 | 600 | 364 | FICA CONTRIBUTION         | 19,435.51  |
| 100.400.600.000.366 | 400 | 600 | 600 | 366 | PUBLIC EMPLOYEE RET PERS  | 55,212.35  |
| 100.400.600.000.410 | 400 | 600 | 600 | 410 | PROFESSIONAL & TECHNICAL  | 7,800.00   |
| 100.400.600.000.431 | 400 | 600 | 600 | 431 | WATER & SEWER             | 88,000.00  |
| 100.400.600.000.435 | 400 | 600 | 600 | 435 | ELECTRICITY               | 148,000.00 |
| 100.400.600.000.436 | 400 | 600 | 600 | 436 | FUEL OIL/NATURAL GAS      | 35,000.00  |
| 100.400.600.000.452 | 400 | 600 | 600 | 452 | MAINTENANCE SUPPLIES      | 79,700.00  |
| 100.400.601.000.325 | 400 | 601 | 600 | 325 | MAINTENANCE/CUSTODIAL     | 195,092.19 |

North Slope Borough School District  
 Fred Ipalook Elementary School  
 Operating Budget FY25  
 Location 400

| Account             | LOC | FUN | FUN | OBJ | Description              | Budget        |
|---------------------|-----|-----|-----|-----|--------------------------|---------------|
| 100.400.601.000.361 | 400 | 601 | 600 | 361 | INSURANCE LIFE & HEALTH  | 3,960.00      |
| 100.400.601.000.362 | 400 | 601 | 600 | 362 | UNEMPLOYMENT INSURANCE   | 365.60        |
| 100.400.601.000.363 | 400 | 601 | 600 | 363 | WORKERS' COMPENSATION    | 4,448.07      |
| 100.400.601.000.364 | 400 | 601 | 600 | 364 | FICA CONTRIBUTION        | 14,935.16     |
| 100.400.601.000.366 | 400 | 601 | 600 | 366 | PUBLIC EMPLOYEE RET PERS | 42,920.46     |
| 100.400.601.000.453 | 400 | 601 | 600 | 453 | JANITORIAL SUPPLIES      | 58,100.00     |
| 100.400.700.000.316 | 400 | 700 | 700 | 316 | EXTRA DUTY PAY           | 17,039.15     |
| 100.400.700.000.329 | 400 | 700 | 700 | 329 | SUBSTITUTE/TEMPORARIES   | 10,578.04     |
| 100.400.700.000.361 | 400 | 700 | 700 | 361 | INSURANCE LIFE & HEALTH  | 5,090.74      |
| Total Expenditure   |     |     |     |     |                          | 10,012,339.02 |

**North Slope Borough School District**  
**Fred Ipalook Elementary School**  
**Operating Budget FY25**  
**Location 400**

| Description           | Classification      | Budget Type  | Amount    | FTE    | Fund | Location | Function | Program | Object |
|-----------------------|---------------------|--------------|-----------|--------|------|----------|----------|---------|--------|
| Para Instructional    | Classified          | Position     | \$33,033  | 1.0000 | 100  | 400      | 100      | 0       | 323    |
| 1st Teacher           | Certified Non-Admin | Position     | \$91,900  | 1.0000 | 100  | 400      | 100      | 0       | 315    |
| 2nd Teacher           | Certified Non-Admin | Position     | \$91,900  | 1.0000 | 100  | 400      | 100      | 0       | 315    |
| 3rd Teacher           | Certified Non-Admin | Position     | \$86,986  | 1.0000 | 100  | 400      | 100      | 0       | 315    |
| Music Teacher         | Certified Non-Admin | Position     | \$96,697  | 1.0000 | 100  | 400      | 100      | 0       | 315    |
| Para Instructional    | Classified          | Position     | \$56,455  | 1.0000 | 100  | 400      | 100      | 0       | 323    |
| 5th Teacher           | Certified Non-Admin | Position     | \$64,892  | 1.0000 | 100  | 400      | 100      | 0       | 315    |
| In-Service Pay        | Certified Non-Admin | Supplemental | \$1,285   | 0.0000 | 100  | 400      | 100      | 0       | 315    |
| K Teacher             | Certified Non-Admin | Position     | \$78,017  | 1.0000 | 100  | 400      | 100      | 0       | 315    |
| 5th Teacher           | Certified Non-Admin | Position     | \$87,525  | 1.0000 | 100  | 400      | 100      | 0       | 315    |
| In-Service Pay        | Certified Non-Admin | Supplemental | \$1,718   | 0.0000 | 100  | 400      | 100      | 0       | 315    |
| 4th Teacher           | Certified Non-Admin | Position     | \$92,863  | 1.0000 | 100  | 400      | 100      | 0       | 315    |
| In-Service Pay        | Certified Non-Admin | Supplemental | \$1,826   | 0.0000 | 100  | 400      | 100      | 0       | 315    |
| 2nd Teacher           | Certified Non-Admin | Position     | \$103,799 | 1.0000 | 100  | 400      | 100      | 0       | 315    |
| K Teacher             | Certified Non-Admin | Position     | \$92,863  | 1.0000 | 100  | 400      | 100      | 0       | 315    |
| In-Service Pay        | Certified Non-Admin | Supplemental | \$1,826   | 0.0000 | 100  | 400      | 100      | 0       | 315    |
| 1st Teacher           | Certified Non-Admin | Position     | \$75,828  | 1.0000 | 100  | 400      | 100      | 0       | 315    |
| Para Instructional    | Classified          | Position     | \$56,455  | 1.0000 | 100  | 400      | 100      | 0       | 323    |
| 3rd Teacher           | Certified Non-Admin | Position     | \$96,697  | 1.0000 | 100  | 400      | 100      | 0       | 315    |
| 3rd Teacher           | Certified Non-Admin | Position     | \$96,697  | 1.0000 | 100  | 400      | 100      | 0       | 315    |
| K Teacher             | Certified Non-Admin | Position     | \$96,697  | 1.0000 | 100  | 400      | 100      | 0       | 315    |
| 3rd Teacher           | Certified Non-Admin | Position     | \$71,453  | 1.0000 | 100  | 400      | 100      | 0       | 315    |
| Residential Stipend   | Certified Non-Admin | Supplemental | \$12,000  | 0.0000 | 100  | 400      | 100      | 0       | 315    |
| In-Service Pay        | Certified Non-Admin | Supplemental | \$1,351   | 0.0000 | 100  | 400      | 100      | 0       | 315    |
| Para Instructional    | Classified          | Position     | \$30,870  | 1.0000 | 100  | 400      | 100      | 0       | 323    |
| 4th Teacher           | Certified Non-Admin | Position     | \$91,900  | 1.0000 | 100  | 400      | 100      | 0       | 315    |
| Para Instructional    | Classified          | Position     | \$54,449  | 1.0000 | 100  | 400      | 100      | 0       | 323    |
| PE Teacher            | Certified Non-Admin | Position     | \$87,525  | 1.0000 | 100  | 400      | 100      | 0       | 315    |
| In-Service Pay        | Certified Non-Admin | Supplemental | \$1,718   | 0.0000 | 100  | 400      | 100      | 0       | 315    |
| 1st Teacher           | Certified Non-Admin | Position     | \$96,697  | 1.0000 | 100  | 400      | 100      | 0       | 315    |
| 5th Teacher           | Certified Non-Admin | Position     | \$78,017  | 1.0000 | 100  | 400      | 100      | 0       | 315    |
| In-Service Pay        | Certified Non-Admin | Supplemental | \$1,575   | 0.0000 | 100  | 400      | 100      | 0       | 315    |
| 2nd Teacher           | Certified Non-Admin | Position     | \$87,525  | 1.0000 | 100  | 400      | 100      | 0       | 315    |
| In-Service Pay        | Certified Non-Admin | Supplemental | \$1,718   | 0.0000 | 100  | 400      | 100      | 0       | 315    |
| 4th Teacher           | Certified Non-Admin | Position     | \$91,900  | 1.0000 | 100  | 400      | 100      | 0       | 315    |
| Residential Stipend   | Certified Non-Admin | Supplemental | \$12,000  | 0.0000 | 100  | 400      | 100      | 0       | 315    |
| K Teacher             | Certified Non-Admin | Position     | \$71,453  | 1.0000 | 100  | 400      | 100      | 0       | 315    |
| K Teacher             | Certified Non-Admin | Position     | \$74,399  | 1.0000 | 100  | 400      | 100      | 0       | 315    |
| 1st Teacher           | Certified Non-Admin | Position     | \$89,712  | 1.0000 | 100  | 400      | 100      | 0       | 315    |
| In-Service Pay        | Certified Non-Admin | Supplemental | \$1,762   | 0.0000 | 100  | 400      | 100      | 0       | 315    |
| 1st Teacher           | Certified Non-Admin | Position     | \$91,900  | 1.0000 | 100  | 400      | 100      | 0       | 315    |
| 4th Teacher           | Certified Non-Admin | Position     | \$84,798  | 1.0000 | 100  | 400      | 100      | 0       | 315    |
| 5th Teacher           | Certified Non-Admin | Position     | \$87,525  | 1.0000 | 100  | 400      | 100      | 0       | 315    |
| In-Service Pay        | Certified Non-Admin | Supplemental | \$1,718   | 0.0000 | 100  | 400      | 100      | 0       | 315    |
| 2nd Teacher           | Certified Non-Admin | Position     | \$86,256  | 1.0000 | 100  | 400      | 100      | 0       | 315    |
| Interventionist       | Certified Non-Admin | Position     | \$87,948  | 1.0000 | 100  | 400      | 100      | 0       | 315    |
| Interventionist       | Certified Non-Admin | Position     | \$87,948  | 1.0000 | 100  | 400      | 100      | 0       | 315    |
| Para ECE/Intervention | Classified          | Position     | \$25,835  | 1.0000 | 100  | 400      | 100      | 0       | 323    |
| Para Instructional    | Classified          | Position     | \$31,229  | 1.0000 | 100  | 400      | 100      | 0       | 323    |
| Para Instructional    | Classified          | Position     | \$31,229  | 1.0000 | 100  | 400      | 100      | 0       | 323    |
| ECE Teacher           | Certified Non-Admin | Position     | \$82,610  | 1.0000 | 100  | 400      | 110      | 0       | 315    |
| Para ECE              | Classified          | Position     | \$33,033  | 1.0000 | 100  | 400      | 110      | 0       | 323    |
| ECE Teacher           | Certified Non-Admin | Position     | \$90,134  | 1.0000 | 100  | 400      | 110      | 0       | 315    |
| ECE Teacher           | Certified Non-Admin | Position     | \$78,017  | 1.0000 | 100  | 400      | 110      | 0       | 315    |
| In-Service Pay        | Certified Non-Admin | Supplemental | \$1,571   | 0.0000 | 100  | 400      | 110      | 0       | 315    |
| Para ECE              | Classified          | Position     | \$46,141  | 1.0000 | 100  | 400      | 110      | 0       | 323    |
| ECE Teacher           | Certified Non-Admin | Position     | \$90,134  | 1.0000 | 100  | 400      | 110      | 0       | 315    |
| Para ECE              | Classified          | Position     | \$45,277  | 1.0000 | 100  | 400      | 110      | 0       | 323    |
| Para ECE/Intervention | Classified          | Position     | \$25,835  | 1.0000 | 100  | 400      | 110      | 0       | 323    |
| Para ECE/Immersion    | Classified          | Position     | \$33,033  | 1.0000 | 100  | 400      | 120      | 0       | 323    |
| ILT Teacher           | Certified Non-Admin | Position     | \$67,078  | 1.0000 | 100  | 400      | 120      | 0       | 318    |
| In-Service Pay        | Certified Non-Admin | Supplemental | \$1,307   | 0.0000 | 100  | 400      | 120      | 0       | 318    |
| Residential Stipend   | Certified Non-Admin | Supplemental | \$12,000  | 0.0000 | 100  | 400      | 120      | 0       | 318    |
| ILT Teacher           | Certified Non-Admin | Position     | \$69,266  | 1.0000 | 100  | 400      | 120      | 0       | 318    |
| ECE ILT Teacher       | Certified Non-Admin | Position     | \$67,078  | 1.0000 | 100  | 400      | 120      | 0       | 318    |
| In-Service Pay        | Certified Non-Admin | Supplemental | \$1,307   | 0.0000 | 100  | 400      | 120      | 0       | 318    |
| Residential Stipend   | Certified Non-Admin | Supplemental | \$12,000  | 0.0000 | 100  | 400      | 120      | 0       | 318    |

**North Slope Borough School District  
Fred Ipalook Elementary School  
Operating Budget FY25  
Location 400**

| Description                                | Classification      | Budget Type  | Amount    | FTE    | Fund | Location | Function | Program | Object |
|--|---------------------|--------------|-----------|--------|------|----------|----------|---------|--------|
| ILT Teacher                                | Classified          | Position     | \$78,017  | 1.0000 | 100  | 400      | 120      | 0       | 318    |
| Residential Stipend                        | Certified Non-Admin | Supplemental | \$12,000  | 0.0000 | 100  | 400      | 120      | 0       | 318    |
| ECE ILT Teacher                            | Certified Non-Admin | Position     | \$67,078  | 1.0000 | 100  | 400      | 120      | 0       | 318    |
| ECE ILT Teacher                            | Certified Non-Admin | Position     | \$67,078  | 1.0000 | 100  | 400      | 120      | 0       | 318    |
| Para Inupiaq                               | Classified          | Position     | \$29,223  | 1.0000 | 100  | 400      | 120      | 0       | 323    |
| Intensive SPED Aide                        | Classified          | Position     | \$49,235  | 1.0000 | 100  | 400      | 200      | 0       | 323    |
| SPED ECE Teacher                           | Certified Non-Admin | Position     | \$99,425  | 1.0000 | 100  | 400      | 200      | 0       | 315    |
| SPED Teacher                               | Certified Non-Admin | Position     | \$96,697  | 1.0000 | 100  | 400      | 200      | 0       | 315    |
| Intensive SPED Aide                        | Classified          | Position     | \$31,859  | 1.0000 | 100  | 400      | 200      | 0       | 323    |
| Para SPED                                  | Classified          | Position     | \$40,482  | 1.0000 | 100  | 400      | 200      | 0       | 323    |
| SPED Teacher                               | Classified          | Position     | \$78,017  | 1.0000 | 100  | 400      | 200      | 0       | 315    |
| In-Service Pay                             | Classified          | Supplemental | \$1,909   | 0.0000 | 100  | 400      | 200      | 0       | 315    |
| Speech Para                                | Classified          | Position     | \$35,440  | 1.0000 | 100  | 400      | 200      | 0       | 323    |
| Para SPED                                  | Classified          | Position     | \$31,859  | 1.0000 | 100  | 400      | 200      | 0       | 323    |
| SPED Teacher                               | Certified Non-Admin | Position     | \$87,525  | 1.0000 | 100  | 400      | 200      | 0       | 315    |
| In-Service Pay                             | Certified Non-Admin | Supplemental | \$2,148   | 0.0000 | 100  | 400      | 200      | 0       | 315    |
| Para SPED                                  | Classified          | Position     | \$30,870  | 1.0000 | 100  | 400      | 200      | 0       | 323    |
| Para SPED                                  | Classified          | Position     | \$34,763  | 1.0000 | 100  | 400      | 200      | 0       | 323    |
| Intensive SPED Aide                        | Classified          | Position     | \$29,810  | 1.0000 | 100  | 400      | 200      | 0       | 323    |
| Intensive SPED Aide                        | Classified          | Position     | \$33,033  | 1.0000 | 100  | 400      | 200      | 0       | 323    |
| Intensive SPED Aide                        | Classified          | Position     | \$35,440  | 1.0000 | 100  | 400      | 200      | 0       | 323    |
| Speech Para                                | Classified          | Position     | \$34,208  | 1.0000 | 100  | 400      | 200      | 0       | 323    |
| Intensive SPED Aide                        | Classified          | Position     | \$35,440  | 1.0000 | 100  | 400      | 200      | 0       | 323    |
| Intensive SPED Aide                        | Classified          | Position     | \$56,455  | 1.0000 | 100  | 400      | 200      | 0       | 323    |
| Para SPED                                  | Classified          | Position     | \$33,033  | 1.0000 | 100  | 400      | 200      | 0       | 323    |
| Para SPED                                  | Classified          | Position     | \$30,269  | 1.0000 | 100  | 400      | 200      | 0       | 323    |
| Para SPED                                  | Classified          | Position     | \$30,269  | 1.0000 | 100  | 400      | 200      | 0       | 323    |
| Duty Aide                                  | Classified          | Position     | \$31,859  | 1.0000 | 100  | 400      | 300      | 0       | 323    |
| Nurse                                      | Classified          | Position     | \$117,881 | 1.0000 | 100  | 400      | 300      | 0       | 322    |
| Residential Stipend                        | Classified          | Supplemental | \$12,000  | 0.0000 | 100  | 400      | 300      | 0       | 322    |
| Home School Facilitator                    | Classified          | Position     | \$62,486  | 1.0000 | 100  | 400      | 300      | 0       | 323    |
| Nurse Aide                                 | Classified          | Position     | \$52,702  | 1.0000 | 100  | 400      | 300      | 0       | 323    |
| Counselor                                  | Certified Non-Admin | Position     | \$67,078  | 1.0000 | 100  | 400      | 320      | 0       | 318    |
| Residential Stipend                        | Certified Non-Admin | Supplemental | \$12,000  | 0.0000 | 100  | 400      | 320      | 0       | 318    |
| Counselor                                  | Certified Non-Admin | Position     | \$67,078  | 1.0000 | 100  | 400      | 320      | 0       | 318    |
| Para Library                               | Classified          | Position     | \$56,455  | 1.0000 | 100  | 400      | 352      | 0       | 323    |
| Communication Stipend                      | Certified Admin     | Supplemental | \$2,400   | 0.0000 | 100  | 400      | 400      | 0       | 313    |
| Communication Stipend                      | Certified Admin     | Supplemental | \$2,400   | 0.0000 | 100  | 400      | 400      | 0       | 313    |
| Assistant Principal                        | Certified Admin     | Position     | \$129,096 | 1.0000 | 100  | 400      | 400      | 0       | 313    |
| Assistant Principal                        | Certified Admin     | Position     | \$108,392 | 1.0000 | 100  | 400      | 400      | 0       | 313    |
| Principal                                  | Certified Admin     | Position     | \$181,395 | 1.0000 | 100  | 400      | 400      | 0       | 313    |
| Secretary III                              | Classified          | Position     | \$49,235  | 1.0000 | 100  | 400      | 450      | 0       | 324    |
| Administrative Assistant/Program Assistant | Classified          | Position     | \$67,113  | 1.0000 | 100  | 400      | 450      | 0       | 324    |
| Secretary I                                | Classified          | Position     | \$46,417  | 1.0000 | 100  | 400      | 450      | 0       | 324    |
| Maintenance Worker I YR                    | Classified          | Position     | \$51,539  | 1.0000 | 100  | 400      | 600      | 0       | 325    |
| Plant Manager                              | Classified          | Position     | \$125,306 | 1.0000 | 100  | 400      | 600      | 0       | 321    |
| Residential Stipend                        | Certified Non-Admin | Supplemental | \$6,000   | 0.0000 | 100  | 400      | 600      | 0       | 325    |
| Maintenance Worker II YR                   | Classified          | Position     | \$74,120  | 1.0000 | 100  | 400      | 600      | 0       | 325    |
| Maintenance Worker I SY                    | Classified          | Position     | \$36,600  | 1.0000 | 100  | 400      | 601      | 0       | 325    |
| Maintenance Worker I SY                    | Classified          | Position     | \$35,440  | 1.0000 | 100  | 400      | 601      | 0       | 325    |
| Maintenance Worker I SY                    | Classified          | Position     | \$56,455  | 1.0000 | 100  | 400      | 601      | 0       | 325    |
| Maintenance Worker I SY                    | Classified          | Position     | \$34,208  | 1.0000 | 100  | 400      | 601      | 0       | 325    |
| Maintenance Worker I SY                    | Classified          | Position     | \$32,389  | 1.0000 | 100  | 400      | 601      | 0       | 325    |

\$6,445,818 95.0000



# Ipalook Elementary School Added Duty Contracts

| Category | Added Duty                                | Range | Amount     | Account Code        |
|----------|---|-------|------------|---------------------|
| Support  | Building Test Coordinator                 | 7     | \$5,904.00 | 100.200.351.000.xxx |
| Support  | Building Test Coordinator                 | 7     | \$5,904.00 | 100.200.351.000.xxx |
| Support  | Site Technologist                         | 7     | \$5,904.00 | 100.200.355.000.xxx |
| Support  | Site Technologist                         | 7     | \$5,904.00 | 100.200.355.000.xxx |
| Academic | Battle of the Books                       | 2     | \$1,182.00 | 100.400.700.000.xxx |
| Academic | Battle of the Books                       | 2     | \$1,182.00 | 100.400.700.000.xxx |
| Academic | Battle of the Books                       | 2     | \$1,182.00 | 100.400.700.000.xxx |
| Academic | Battle of the Books                       | 2     | \$1,182.00 | 100.400.700.000.xxx |
| Academic | Geography Bee                             | 2     | \$1,182.00 | 100.400.700.000.xxx |
| Academic | Robotics                                  | 2     | \$1,182.00 | 360.200.700.000.xxx |
| Academic | Science Fair                              | 3     | \$1,766.00 | 100.400.700.000.xxx |
| Academic | Student Council Advisor                   | 4     | \$2,361.00 | 100.400.700.000.xxx |
| Academic | Yearbook Advisor (150+ Students)          | 5     | \$3,543.00 | 100.400.700.000.xxx |
| Cultural | Iñupiat Dancing                           | 4     | \$2,361.00 | 100.400.700.000.xxx |
| Cultural | Iñupiat Dancing                           | 4     | \$2,361.00 | 100.400.700.000.xxx |
| Cultural | Iñupiat Dancing                           | 4     | \$2,361.00 | 100.400.700.000.xxx |
| Cultural | Iñupiat Spelling Bee                      | 2     | \$1,182.00 | 100.400.700.000.xxx |
| Cultural | Junior Native Youth Olympics (JNYO) Coach | 2     | \$1,182.00 | 100.400.700.000.xxx |
| Activity | Choir (Spring & Fall - Two Performances)  | 5     | \$3,543.00 | 100.400.700.000.xxx |
| Activity | Talent Show                               | 2     | \$1,182.00 | 100.400.700.000.xxx |
| Activity | Talent Show w/Community                   | 3     | \$1,766.00 | 100.400.700.000.xxx |

North Slope Borough School District  
 Eben Hopson Middle School  
 Operating Budget FY25  
 Location 410

| Account             | LOC | FUNC | FUNC2 | OBJ | Description              | Budget       |
|---------------------|-----|------|-------|-----|--------------------------|--------------|
| 100.410.100.000.315 | 410 | 100  | 100   | 315 | TEACHERS                 | 1,237,598.07 |
| 100.410.100.000.323 | 410 | 100  | 100   | 323 | AIDES                    | 112,207.73   |
| 100.410.100.000.361 | 410 | 100  | 100   | 361 | INSURANCE LIFE & HEALTH  | 307,307.36   |
| 100.410.100.000.362 | 410 | 100  | 100   | 362 | UNEMPLOYMENT INSURANCE   | 2,588.32     |
| 100.410.100.000.363 | 410 | 100  | 100   | 363 | WORKERS' COMPENSATION    | 30,775.51    |
| 100.410.100.000.364 | 410 | 100  | 100   | 364 | FICA CONTRIBUTION        | 24,595.76    |
| 100.410.100.000.365 | 410 | 100  | 100   | 365 | TEACHERS' RETIREMENT TRS | 151,990.85   |
| 100.410.100.000.366 | 410 | 100  | 100   | 366 | PUBLIC EMPLOYEE RET PERS | 24,685.79    |
| 100.410.100.000.440 | 410 | 100  | 100   | 440 | OTHER PURCHASED SERVICES | 500.00       |
| 100.410.100.000.450 | 410 | 100  | 100   | 450 | SUPPLIES/MATERIALS/MEDIA | 56,000.00    |
| 100.410.120.000.318 | 410 | 120  | 100   | 318 | CERTIFIED SPECIALISTS    | 152,719.00   |
| 100.410.120.000.361 | 410 | 120  | 100   | 361 | INSURANCE LIFE & HEALTH  | 33,301.20    |
| 100.410.120.000.362 | 410 | 120  | 100   | 362 | UNEMPLOYMENT INSURANCE   | 373.68       |
| 100.410.120.000.363 | 410 | 120  | 100   | 363 | WORKERS' COMPENSATION    | 3,482.01     |
| 100.410.120.000.364 | 410 | 120  | 100   | 364 | FICA CONTRIBUTION        | 2,270.55     |
| 100.410.120.000.365 | 410 | 120  | 100   | 365 | TEACHERS' RETIREMENT TRS | 9,249.31     |
| 100.410.160.000.315 | 410 | 160  | 100   | 315 | TEACHERS                 | 121,931.00   |
| 100.410.160.000.361 | 410 | 160  | 100   | 361 | INSURANCE LIFE & HEALTH  | 40,449.72    |
| 100.410.160.000.362 | 410 | 160  | 100   | 362 | UNEMPLOYMENT INSURANCE   | 209.64       |
| 100.410.160.000.363 | 410 | 160  | 100   | 363 | WORKERS' COMPENSATION    | 2,779.92     |
| 100.410.160.000.364 | 410 | 160  | 100   | 364 | FICA CONTRIBUTION        | 1,767.92     |
| 100.410.160.000.365 | 410 | 160  | 100   | 365 | TEACHERS' RETIREMENT TRS | 15,314.63    |
| 100.410.200.000.315 | 410 | 200  | 200   | 315 | TEACHERS                 | 321,765.63   |
| 100.410.200.000.323 | 410 | 200  | 200   | 323 | AIDES                    | 108,669.47   |
| 100.410.200.000.361 | 410 | 200  | 200   | 361 | INSURANCE LIFE & HEALTH  | 108,106.68   |
| 100.410.200.000.362 | 410 | 200  | 200   | 362 | UNEMPLOYMENT INSURANCE   | 805.71       |
| 100.410.200.000.363 | 410 | 200  | 200   | 363 | WORKERS' COMPENSATION    | 9,813.86     |
| 100.410.200.000.364 | 410 | 200  | 200   | 364 | FICA CONTRIBUTION        | 12,578.61    |
| 100.410.200.000.365 | 410 | 200  | 200   | 365 | TEACHERS' RETIREMENT TRS | 38,906.51    |
| 100.410.200.000.366 | 410 | 200  | 200   | 366 | PUBLIC EMPLOYEE RET PERS | 23,907.36    |
| 100.410.300.000.323 | 410 | 300  | 300   | 323 | AIDES                    | 43,247.18    |
| 100.410.300.000.361 | 410 | 300  | 300   | 361 | INSURANCE LIFE & HEALTH  | 240.00       |
| 100.410.300.000.362 | 410 | 300  | 300   | 362 | UNEMPLOYMENT INSURANCE   | 79.64        |
| 100.410.300.000.363 | 410 | 300  | 300   | 363 | WORKERS' COMPENSATION    | 985.94       |
| 100.410.300.000.364 | 410 | 300  | 300   | 364 | FICA CONTRIBUTION        | 3,309.31     |
| 100.410.300.000.366 | 410 | 300  | 300   | 366 | PUBLIC EMPLOYEE RET PERS | 9,514.47     |
| 100.410.320.000.318 | 410 | 320  | 300   | 318 | CERTIFIED SPECIALISTS    | 87,766.05    |
| 100.410.320.000.361 | 410 | 320  | 300   | 361 | INSURANCE LIFE & HEALTH  | 52,165.92    |
| 100.410.320.000.362 | 410 | 320  | 300   | 362 | UNEMPLOYMENT INSURANCE   | 154.92       |
| 100.410.320.000.363 | 410 | 320  | 300   | 363 | WORKERS' COMPENSATION    | 2,001.00     |
| 100.410.320.000.364 | 410 | 320  | 300   | 364 | FICA CONTRIBUTION        | 1,224.84     |

North Slope Borough School District  
Eben Hopson Middle School  
Operating Budget FY25  
Location 410

| Account             | LOC | FUNC | FUNC2 | OBJ | Description               | Budget     |
|---------------------|-----|------|-------|-----|---------------------------|------------|
| 100.410.320.000.365 | 410 | 320  | 300   | 365 | TEACHERS' RETIREMENT TRS  | 11,023.45  |
| 100.410.352.000.323 | 410 | 352  | 350   | 323 | AIDES                     | 40,482.45  |
| 100.410.352.000.361 | 410 | 352  | 350   | 361 | INSURANCE LIFE & HEALTH   | 43,711.60  |
| 100.410.352.000.362 | 410 | 352  | 350   | 362 | UNEMPLOYMENT INSURANCE    | 69.49      |
| 100.410.352.000.363 | 410 | 352  | 350   | 363 | WORKERS' COMPENSATION     | 922.91     |
| 100.410.352.000.364 | 410 | 352  | 350   | 364 | FICA CONTRIBUTION         | 2,906.66   |
| 100.410.352.000.366 | 410 | 352  | 350   | 366 | PUBLIC EMPLOYEE RET PERS  | 8,906.14   |
| 100.410.400.000.313 | 410 | 400  | 400   | 313 | PRINCIPAL/ASST PRINCIPAL  | 268,493.00 |
| 100.410.400.000.361 | 410 | 400  | 400   | 361 | INSURANCE LIFE & HEALTH   | 82,755.12  |
| 100.410.400.000.362 | 410 | 400  | 400   | 362 | UNEMPLOYMENT INSURANCE    | 483.36     |
| 100.410.400.000.363 | 410 | 400  | 400   | 363 | WORKERS' COMPENSATION     | 6,121.57   |
| 100.410.400.000.364 | 410 | 400  | 400   | 364 | FICA CONTRIBUTION         | 3,966.78   |
| 100.410.400.000.365 | 410 | 400  | 400   | 365 | TEACHERS' RETIREMENT TRS  | 33,119.88  |
| 100.410.400.000.433 | 410 | 400  | 400   | 433 | COMMUNICATIONS/PHONE/POST | 8,000.00   |
| 100.410.400.000.441 | 410 | 400  | 400   | 441 | RENTALS                   | 12,500.00  |
| 100.410.400.000.450 | 410 | 400  | 400   | 450 | SUPPLIES/MATERIALS/MEDIA  | 3,500.00   |
| 100.410.400.000.458 | 410 | 400  | 400   | 458 | GAS & OIL                 | 3,800.00   |
| 100.410.400.000.490 | 410 | 400  | 400   | 490 | OTHER EXPENSES            | 1,000.00   |
| 100.410.450.000.324 | 410 | 450  | 450   | 324 | SUPPORT STAFF             | 123,925.59 |
| 100.410.450.000.361 | 410 | 450  | 450   | 361 | INSURANCE LIFE & HEALTH   | 6,240.00   |
| 100.410.450.000.362 | 410 | 450  | 450   | 362 | UNEMPLOYMENT INSURANCE    | 236.23     |
| 100.410.450.000.363 | 410 | 450  | 450   | 363 | WORKERS' COMPENSATION     | 2,825.56   |
| 100.410.450.000.364 | 410 | 450  | 450   | 364 | FICA CONTRIBUTION         | 9,488.44   |
| 100.410.450.000.366 | 410 | 450  | 450   | 366 | PUBLIC EMPLOYEE RET PERS  | 27,263.72  |
| 100.410.600.000.321 | 410 | 600  | 600   | 321 | DIRECTOR/COORD/MANAGER    | 125,306.00 |
| 100.410.600.000.325 | 410 | 600  | 600   | 325 | MAINTENANCE/CUSTODIAL     | 174,460.51 |
| 100.410.600.000.361 | 410 | 600  | 600   | 361 | INSURANCE LIFE & HEALTH   | 92,651.38  |
| 100.410.600.000.362 | 410 | 600  | 600   | 362 | UNEMPLOYMENT INSURANCE    | 562.46     |
| 100.410.600.000.363 | 410 | 600  | 600   | 363 | WORKERS' COMPENSATION     | 6,834.52   |
| 100.410.600.000.364 | 410 | 600  | 600   | 364 | FICA CONTRIBUTION         | 22,561.35  |
| 100.410.600.000.366 | 410 | 600  | 600   | 366 | PUBLIC EMPLOYEE RET PERS  | 64,628.76  |
| 100.410.600.000.410 | 410 | 600  | 600   | 410 | PROFESSIONAL & TECHNICAL  | 15,000.00  |
| 100.410.600.000.431 | 410 | 600  | 600   | 431 | WATER & SEWER             | 27,000.00  |
| 100.410.600.000.435 | 410 | 600  | 600   | 435 | ELECTRICITY               | 111,000.00 |
| 100.410.600.000.436 | 410 | 600  | 600   | 436 | FUEL OIL/NATURAL GAS      | 25,500.00  |
| 100.410.600.000.443 | 410 | 600  | 600   | 443 | EQUIPMENT REPAIR & MAINT  | 13,800.00  |
| 100.410.600.000.452 | 410 | 600  | 600   | 452 | MAINTENANCE SUPPLIES      | 44,800.00  |
| 100.410.601.000.325 | 410 | 601  | 600   | 325 | MAINTENANCE/CUSTODIAL     | 163,212.54 |
| 100.410.601.000.361 | 410 | 601  | 600   | 361 | INSURANCE LIFE & HEALTH   | 117,999.24 |
| 100.410.601.000.362 | 410 | 601  | 600   | 362 | UNEMPLOYMENT INSURANCE    | 284.65     |
| 100.410.601.000.363 | 410 | 601  | 600   | 363 | WORKERS' COMPENSATION     | 3,720.97   |



North Slope Borough School District  
 Eben Hopson Middle School  
 Operating Budget FY25  
 Location 410

| Account             | LOC | FUNC | FUNC2 | OBJ | Description              | Budget       |
|---------------------|-----|------|-------|-----|--------------------------|--------------|
| 100.410.601.000.364 | 410 | 601  | 600   | 364 | FICA CONTRIBUTION        | 11,942.86    |
| 100.410.601.000.366 | 410 | 601  | 600   | 366 | PUBLIC EMPLOYEE RET PERS | 35,906.98    |
| 100.410.601.000.453 | 410 | 601  | 600   | 453 | JANITORIAL SUPPLIES      | 32,700.00    |
| 100.410.700.000.316 | 410 | 700  | 700   | 316 | EXTRA DUTY PAY           | 19,424.34    |
| 100.410.700.000.329 | 410 | 700  | 700   | 329 | SUBSTITUTE/TEMPORARIES   | 12,058.78    |
| 100.410.700.000.361 | 410 | 700  | 700   | 361 | INSURANCE LIFE & HEALTH  | 5,803.36     |
| Total Expenditures  |     |      |       |     |                          | 4,986,241.72 |

**North Slope Borough School District**  
**Eben Hopson Middle School**  
**Operating Budget FY25**  
**Location 410**

| Description               | Classification      | Budget Type  | Amount    | FTE    | Fund | Location | Function | Program | Object |
|---------------------------|---------------------|--------------|-----------|--------|------|----------|----------|---------|--------|
| Para Instructional        | Classified          | Position     | \$46,141  | 1.0000 | 100  | 410      | 100      | 0       | 323    |
| ELA Teacher               | Certified Non-Admin | Position     | \$76,587  | 1.0000 | 100  | 410      | 100      | 0       | 315    |
| In-Service Pay            | Certified Non-Admin | Supplemental | \$1,366   | 0.0000 | 100  | 410      | 100      | 0       | 315    |
| Soc Stud/Hist Teacher     | Certified Non-Admin | Position     | \$85,337  | 1.0000 | 100  | 410      | 100      | 0       | 315    |
| Science Teacher           | Certified Non-Admin | Position     | \$96,697  | 1.0000 | 100  | 410      | 100      | 0       | 315    |
| Para Instructional        | Classified          | Position     | \$33,033  | 0.5000 | 100  | 410      | 100      | 0       | 323    |
| ELA Teacher               | Certified Non-Admin | Position     | \$87,525  | 1.0000 | 100  | 410      | 100      | 0       | 315    |
| In-Service Pay            | Certified Non-Admin | Supplemental | \$1,718   | 0.0000 | 100  | 410      | 100      | 0       | 315    |
| PE Teacher                | Certified Non-Admin | Position     | \$88,487  | 1.0000 | 100  | 410      | 100      | 0       | 315    |
| Science Teacher           | Certified Non-Admin | Position     | \$87,525  | 1.0000 | 100  | 410      | 100      | 0       | 315    |
| In-Service Pay            | Certified Non-Admin | Supplemental | \$1,718   | 0.0000 | 100  | 410      | 100      | 0       | 315    |
| Soc Stud/Hist Teacher     | Certified Non-Admin | Position     | \$73,641  | 1.0000 | 100  | 410      | 100      | 0       | 315    |
| Math Teacher              | Certified Non-Admin | Position     | \$92,863  | 1.0000 | 100  | 410      | 100      | 0       | 315    |
| In-Service Pay            | Certified Non-Admin | Supplemental | \$1,826   | 0.0000 | 100  | 410      | 100      | 0       | 315    |
| In-Service Pay            | Certified Non-Admin | Supplemental | \$1,285   | 0.0000 | 100  | 410      | 100      | 0       | 315    |
| Science Teacher           | Certified Non-Admin | Position     | \$92,863  | 1.0000 | 100  | 410      | 100      | 0       | 315    |
| Music Teacher             | Certified Non-Admin | Position     | \$44,244  | 0.5000 | 100  | 410      | 100      | 0       | 315    |
| ELA Teacher               | Certified Non-Admin | Position     | \$97,237  | 1.0000 | 100  | 410      | 100      | 0       | 315    |
| 6th Math Teacher          | Certified Non-Admin | Position     | \$78,017  | 1.0000 | 100  | 410      | 100      | 0       | 315    |
| Para Instructional        | Classified          | Position     | \$33,033  | 1.0000 | 100  | 410      | 100      | 0       | 323    |
| Art Teacher               | Certified Non-Admin | Position     | \$92,863  | 1.0000 | 100  | 410      | 100      | 0       | 315    |
| Interventionist           | Certified Non-Admin | Position     | \$85,337  | 1.0000 | 100  | 410      | 100      | 0       | 315    |
| Math Teacher              | Certified Non-Admin | Position     | \$50,462  | 1.0000 | 100  | 410      | 100      | 0       | 315    |
| ILT Teacher               | Certified Non-Admin | Position     | \$67,078  | 1.0000 | 100  | 410      | 120      | 0       | 318    |
| Residential Stipend       | Certified Non-Admin | Supplemental | \$12,000  | 0.0000 | 100  | 410      | 120      | 0       | 318    |
| ILT Teacher               | Certified Non-Admin | Position     | \$73,641  | 1.0000 | 100  | 410      | 120      | 0       | 318    |
| CTE Music Prod            | Certified Non-Admin | Position     | \$37,914  | 0.5000 | 100  | 410      | 160      | 0       | 315    |
| Residential Stipend       | Certified Non-Admin | Supplemental | \$6,000   | 0.0000 | 100  | 410      | 160      | 0       | 315    |
| CTE Comp Tech             | Certified Non-Admin | Position     | \$78,017  | 1.0000 | 100  | 410      | 160      | 0       | 315    |
| Soc Stud/Hist Teacher     | Certified Non-Admin | Position     | \$74,821  | 1.0000 | 100  | 410      | 200      | 0       | 315    |
| In-Service Pay            | Certified Non-Admin | Supplemental | \$1,462   | 0.0000 | 100  | 410      | 200      | 0       | 315    |
| SPED Teacher              | Certified Non-Admin | Position     | \$85,337  | 1.0000 | 100  | 410      | 200      | 0       | 315    |
| Para SPED                 | Classified          | Position     | \$43,247  | 1.0000 | 100  | 410      | 200      | 0       | 323    |
| Intensive SPED Aide       | Classified          | Position     | \$33,033  | 1.0000 | 100  | 410      | 200      | 0       | 323    |
| SPED Teacher              | Certified Non-Admin | Position     | \$103,799 | 1.0000 | 100  | 410      | 200      | 0       | 315    |
| Residential Stipend       | Certified Non-Admin | Supplemental | \$12,000  | 0.0000 | 100  | 410      | 200      | 0       | 315    |
| Intensive SPED Aide       | Classified          | Position     | \$32,389  | 1.0000 | 100  | 410      | 200      | 0       | 323    |
| SPED Teacher              | Certified Non-Admin | Position     | \$44,346  | 1.0000 | 100  | 410      | 200      | 0       | 315    |
| Home School Facilitator   | Classified          | Position     | \$43,247  | 1.0000 | 100  | 410      | 300      | 0       | 323    |
| Counselor                 | Certified Non-Admin | Position     | \$85,759  | 1.0000 | 100  | 410      | 320      | 0       | 318    |
| In-Service Pay            | Certified Non-Admin | Supplemental | \$2,007   | 0.0000 | 100  | 410      | 320      | 0       | 318    |
| Para Library              | Classified          | Position     | \$40,482  | 1.0000 | 100  | 410      | 352      | 0       | 323    |
| Assistant Principal       | Certified Admin     | Position     | \$117,571 | 1.0000 | 100  | 410      | 400      | 0       | 313    |
| Communication Stipend     | Certified Admin     | Supplemental | \$2,400   | 0.0000 | 100  | 410      | 400      | 0       | 313    |
| Principal                 | Certified Admin     | Position     | \$146,122 | 1.0000 | 100  | 410      | 400      | 0       | 313    |
| Communication Stipend     | Certified Admin     | Supplemental | \$2,400   | 0.0000 | 100  | 410      | 400      | 0       | 313    |
| Secretary III             | Classified          | Position     | \$54,449  | 1.0000 | 100  | 410      | 450      | 0       | 324    |
| Secretary II              | Classified          | Position     | \$34,738  | 1.0000 | 100  | 410      | 450      | 0       | 324    |
| Secretary II              | Classified          | Position     | \$34,738  | 1.0000 | 100  | 410      | 450      | 0       | 324    |
| Maintenance Worker II YR  | Classified          | Position     | \$67,022  | 1.0000 | 100  | 410      | 600      | 0       | 325    |
| Maintenance Worker III YR | Classified          | Position     | \$101,439 | 1.0000 | 100  | 410      | 600      | 0       | 325    |
| Residential Stipend       | Certified Non-Admin | Supplemental | \$6,000   | 0.0000 | 100  | 410      | 600      | 0       | 325    |
| Plant Manager             | Classified          | Position     | \$125,306 | 1.0000 | 100  | 410      | 600      | 0       | 321    |
| Maintenance Worker I SY   | Classified          | Position     | \$55,107  | 1.0000 | 100  | 410      | 601      | 0       | 325    |
| Maintenance Worker I SY   | Classified          | Position     | \$58,871  | 1.0000 | 100  | 410      | 601      | 0       | 325    |
| Maintenance Worker I SY   | Classified          | Position     | \$49,235  | 1.0000 | 100  | 410      | 601      | 0       | 325    |

\$3,081,784 41.5000



# Hopson Middle School Added Duty Contracts

| Category | Added Duty                       | Range | Amount     | Account Code        |
|----------|----------------------------------|-------|------------|---------------------|
| Support  | Building Test Coordinator        | 4     | \$2,361.00 | 100.200.351.000.xxx |
| Support  | Site Technologist                | 7     | \$5,904.00 | 100.200.355.000.xxx |
| Academic | Battle of the Books              | 2     | \$1,182.00 | 100.410.700.000.xxx |
| Academic | Class Advisor, 8th Promotion     | 1     | \$592.00   | 100.410.700.000.xxx |
| Academic | Robotics MS                      | 3     | \$1,766.00 | 100.410.700.000.xxx |
| Academic | Student Council Advisor          | 4     | \$2,361.00 | 100.410.700.000.xxx |
| Academic | Student Store Advisor            | 5     | \$3,543.00 | 100.410.700.000.xxx |
| Academic | Yearbook Advisor (150+ Students) | 5     | \$3,543.00 | 100.410.700.000.xxx |
| Cultural | Iñupiat Dancing                  | 4     | \$2,361.00 | 100.410.700.000.xxx |
| Cultural | Iñupiat Spelling Bee             | 2     | \$1,182.00 | 100.410.700.000.xxx |
| Activity | Basketball MS Head Coach         | 5     | \$3,543.00 | 100.410.700.000.xxx |
| Activity | Basketball MS Assistant Coach    | 4     | \$2,361.00 | 100.410.700.000.xxx |
| Activity | Cross Country MS Coach           | 3     | \$1,766.00 | 100.410.700.000.xxx |
| Activity | Football MS Head Coach           | 5     | \$3,543.00 | 100.410.700.000.xxx |
| Activity | Football MS Assistant Coach      | 5     | \$3,543.00 | 100.410.700.000.xxx |
| Activity | Volleyball MS Coach              | 2     | \$1,182.00 | 100.410.700.000.xxx |
| Activity | Wrestling MS Head Coach          | 2     | \$1,182.00 | 100.410.700.000.xxx |

North Slope Borough School District  
Barrow High School  
Operating Budget FY25  
Location 420

| Account             | LOC | FUN | FUN | OBJ | Description              | Budget       |
|---------------------|-----|-----|-----|-----|--------------------------|--------------|
| 100.420.100.000.315 | 420 | 100 | 100 | 315 | TEACHERS                 | 1,377,705.82 |
| 100.420.100.000.361 | 420 | 100 | 100 | 361 | INSURANCE LIFE & HEALTH  | 318,027.24   |
| 100.420.100.000.362 | 420 | 100 | 100 | 362 | UNEMPLOYMENT INSURANCE   | 2,549.87     |
| 100.420.100.000.363 | 420 | 100 | 100 | 363 | WORKERS' COMPENSATION    | 31,411.70    |
| 100.420.100.000.364 | 420 | 100 | 100 | 364 | FICA CONTRIBUTION        | 19,529.44    |
| 100.420.100.000.365 | 420 | 100 | 100 | 365 | TEACHERS' RETIREMENT TRS | 174,889.45   |
| 100.420.100.000.440 | 420 | 100 | 100 | 440 | OTHER PURCHASED SERVICES | 7,500.00     |
| 100.420.100.000.450 | 420 | 100 | 100 | 450 | SUPPLIES/MATERIALS/MEDIA | 63,700.00    |
| 100.420.120.000.318 | 420 | 120 | 100 | 318 | CERTIFIED SPECIALISTS    | 139,817.80   |
| 100.420.120.000.361 | 420 | 120 | 100 | 361 | INSURANCE LIFE & HEALTH  | 3,288.00     |
| 100.420.120.000.362 | 420 | 120 | 100 | 362 | UNEMPLOYMENT INSURANCE   | 353.28       |
| 100.420.120.000.363 | 420 | 120 | 100 | 363 | WORKERS' COMPENSATION    | 3,187.88     |
| 100.420.120.000.364 | 420 | 120 | 100 | 364 | FICA CONTRIBUTION        | 2,027.66     |
| 100.420.120.000.365 | 420 | 120 | 100 | 365 | TEACHERS' RETIREMENT TRS | 9,249.31     |
| 100.420.160.000.315 | 420 | 160 | 100 | 315 | TEACHERS                 | 186,882.40   |
| 100.420.160.000.361 | 420 | 160 | 100 | 361 | INSURANCE LIFE & HEALTH  | 22,206.00    |
| 100.420.160.000.362 | 420 | 160 | 100 | 362 | UNEMPLOYMENT INSURANCE   | 337.92       |
| 100.420.160.000.363 | 420 | 160 | 100 | 363 | WORKERS' COMPENSATION    | 4,260.87     |
| 100.420.160.000.364 | 420 | 160 | 100 | 364 | FICA CONTRIBUTION        | 2,836.96     |
| 100.420.160.000.365 | 420 | 160 | 100 | 365 | TEACHERS' RETIREMENT TRS | 23,189.99    |
| 100.420.200.000.315 | 420 | 200 | 200 | 315 | TEACHERS                 | 255,215.05   |
| 100.420.200.000.323 | 420 | 200 | 200 | 323 | AIDES                    | 186,431.63   |
| 100.420.200.000.361 | 420 | 200 | 200 | 361 | INSURANCE LIFE & HEALTH  | 110,962.92   |
| 100.420.200.000.362 | 420 | 200 | 200 | 362 | UNEMPLOYMENT INSURANCE   | 805.48       |
| 100.420.200.000.363 | 420 | 200 | 200 | 363 | WORKERS' COMPENSATION    | 10,069.54    |
| 100.420.200.000.364 | 420 | 200 | 200 | 364 | FICA CONTRIBUTION        | 17,623.32    |
| 100.420.200.000.365 | 420 | 200 | 200 | 365 | TEACHERS' RETIREMENT TRS | 31,785.35    |
| 100.420.200.000.366 | 420 | 200 | 200 | 366 | PUBLIC EMPLOYEE RET PERS | 41,015.05    |
| 100.420.300.000.323 | 420 | 300 | 300 | 323 | AIDES                    | 64,791.98    |
| 100.420.300.000.361 | 420 | 300 | 300 | 361 | INSURANCE LIFE & HEALTH  | 27,633.20    |
| 100.420.300.000.362 | 420 | 300 | 300 | 362 | UNEMPLOYMENT INSURANCE   | 116.90       |
| 100.420.300.000.363 | 420 | 300 | 300 | 363 | WORKERS' COMPENSATION    | 1,477.20     |
| 100.420.300.000.364 | 420 | 300 | 300 | 364 | FICA CONTRIBUTION        | 4,835.69     |
| 100.420.300.000.366 | 420 | 300 | 300 | 366 | PUBLIC EMPLOYEE RET PERS | 14,254.33    |
| 100.420.320.000.318 | 420 | 320 | 300 | 318 | CERTIFIED SPECIALISTS    | 184,640.55   |
| 100.420.320.000.361 | 420 | 320 | 300 | 361 | INSURANCE LIFE & HEALTH  | 16,980.00    |
| 100.420.320.000.362 | 420 | 320 | 300 | 362 | UNEMPLOYMENT INSURANCE   | 445.69       |
| 100.420.320.000.363 | 420 | 320 | 300 | 363 | WORKERS' COMPENSATION    | 4,209.86     |
| 100.420.320.000.364 | 420 | 320 | 300 | 364 | FICA CONTRIBUTION        | 2,675.08     |
| 100.420.320.000.365 | 420 | 320 | 300 | 365 | TEACHERS' RETIREMENT TRS | 23,191.24    |
| 100.420.352.000.323 | 420 | 352 | 350 | 323 | AIDES                    | 97,510.28    |
| 100.420.352.000.361 | 420 | 352 | 350 | 361 | INSURANCE LIFE & HEALTH  | 30,633.20    |
| 100.420.352.000.362 | 420 | 352 | 350 | 362 | UNEMPLOYMENT INSURANCE   | 177.55       |

North Slope Borough School District  
 Barrow High School  
 Operating Budget FY25  
 Location 420

| Account             | LOC | FUN | FUN | OBJ | Description               | Budget       |
|---------------------|-----|-----|-----|-----|---------------------------|--------------|
| 100.420.352.000.363 | 420 | 352 | 350 | 363 | WORKERS' COMPENSATION     | 2,223.19     |
| 100.420.352.000.364 | 420 | 352 | 350 | 364 | FICA CONTRIBUTION         | 7,316.75     |
| 100.420.352.000.366 | 420 | 352 | 350 | 366 | PUBLIC EMPLOYEE RET PERS  | 21,452.36    |
| 100.420.400.000.313 | 420 | 400 | 400 | 313 | PRINCIPAL/ASST PRINCIPAL  | 260,913.00   |
| 100.420.400.000.361 | 420 | 400 | 400 | 361 | INSURANCE LIFE & HEALTH   | 74,583.28    |
| 100.420.400.000.362 | 420 | 400 | 400 | 362 | UNEMPLOYMENT INSURANCE    | 470.58       |
| 100.420.400.000.363 | 420 | 400 | 400 | 363 | WORKERS' COMPENSATION     | 5,948.80     |
| 100.420.400.000.364 | 420 | 400 | 400 | 364 | FICA CONTRIBUTION         | 3,725.17     |
| 100.420.400.000.365 | 420 | 400 | 400 | 365 | TEACHERS' RETIREMENT TRS  | 32,167.76    |
| 100.420.400.000.433 | 420 | 400 | 400 | 433 | COMMUNICATIONS/PHONE/POST | 8,000.00     |
| 100.420.400.000.441 | 420 | 400 | 400 | 441 | RENTALS                   | 20,000.00    |
| 100.420.400.000.450 | 420 | 400 | 400 | 450 | SUPPLIES/MATERIALS/MEDIA  | 3,900.00     |
| 100.420.400.000.458 | 420 | 400 | 400 | 458 | GAS & OIL                 | 6,000.00     |
| 100.420.450.000.324 | 420 | 450 | 450 | 324 | SUPPORT STAFF             | 97,782.53    |
| 100.420.450.000.361 | 420 | 450 | 450 | 361 | INSURANCE LIFE & HEALTH   | 59,153.58    |
| 100.420.450.000.362 | 420 | 450 | 450 | 362 | UNEMPLOYMENT INSURANCE    | 171.56       |
| 100.420.450.000.363 | 420 | 450 | 450 | 363 | WORKERS' COMPENSATION     | 2,229.41     |
| 100.420.450.000.364 | 420 | 450 | 450 | 364 | FICA CONTRIBUTION         | 7,156.84     |
| 100.420.450.000.366 | 420 | 450 | 450 | 366 | PUBLIC EMPLOYEE RET PERS  | 21,512.25    |
| 100.420.600.000.325 | 420 | 600 | 600 | 325 | MAINTENANCE/CUSTODIAL     | 324,151.33   |
| 100.420.600.000.361 | 420 | 600 | 600 | 361 | INSURANCE LIFE & HEALTH   | 173,004.25   |
| 100.420.600.000.362 | 420 | 600 | 600 | 362 | UNEMPLOYMENT INSURANCE    | 573.87       |
| 100.420.600.000.363 | 420 | 600 | 600 | 363 | WORKERS' COMPENSATION     | 7,390.46     |
| 100.420.600.000.364 | 420 | 600 | 600 | 364 | FICA CONTRIBUTION         | 24,011.65    |
| 100.420.600.000.366 | 420 | 600 | 600 | 366 | PUBLIC EMPLOYEE RET PERS  | 68,673.64    |
| 100.420.600.000.410 | 420 | 600 | 600 | 410 | PROFESSIONAL & TECHNICAL  | 6,000.00     |
| 100.420.600.000.431 | 420 | 600 | 600 | 431 | WATER & SEWER             | 68,000.00    |
| 100.420.600.000.435 | 420 | 600 | 600 | 435 | ELECTRICITY               | 180,000.00   |
| 100.420.600.000.436 | 420 | 600 | 600 | 436 | FUEL OIL/NATURAL GAS      | 111,000.00   |
| 100.420.600.000.443 | 420 | 600 | 600 | 443 | EQUIPMENT REPAIR & MAINT  | 16,900.00    |
| 100.420.600.000.452 | 420 | 600 | 600 | 452 | MAINTENANCE SUPPLIES      | 53,500.00    |
| 100.420.601.000.325 | 420 | 601 | 600 | 325 | MAINTENANCE/CUSTODIAL     | 131,638.20   |
| 100.420.601.000.361 | 420 | 601 | 600 | 361 | INSURANCE LIFE & HEALTH   | 146,433.86   |
| 100.420.601.000.362 | 420 | 601 | 600 | 362 | UNEMPLOYMENT INSURANCE    | 225.41       |
| 100.420.601.000.363 | 420 | 601 | 600 | 363 | WORKERS' COMPENSATION     | 3,001.33     |
| 100.420.601.000.364 | 420 | 601 | 600 | 364 | FICA CONTRIBUTION         | 9,434.86     |
| 100.420.601.000.366 | 420 | 601 | 600 | 366 | PUBLIC EMPLOYEE RET PERS  | 28,960.40    |
| 100.420.601.000.453 | 420 | 601 | 600 | 453 | JANITORIAL SUPPLIES       | 39,500.00    |
| 100.420.700.000.316 | 420 | 700 | 700 | 316 | EXTRA DUTY PAY            | 74,621.80    |
| 100.420.700.000.329 | 420 | 700 | 700 | 329 | SUBSTITUTE/TEMPORARIES    | 46,325.76    |
| 100.420.700.000.361 | 420 | 700 | 700 | 361 | INSURANCE LIFE & HEALTH   | 22,294.53    |
| 100.420.700.000.410 | 420 | 700 | 700 | 410 | PROFESSIONAL & TECHNICAL  | 8,200.00     |
| Total Expended      |     |     |     |     |                           | 5,698,981.09 |

**North Slope Borough School District  
Barrow High School  
Operating Budget FY25  
Location 420**

| Description              | Classification      | Budget Type  | Amount    | FTE    | Fund | Location | Function | Program | Object |
|--------------------------|---------------------|--------------|-----------|--------|------|----------|----------|---------|--------|
| Art Teacher              | Certified Non-Admin | Position     | \$92,322  | 1.0000 | 100  | 420      | 100      | 0       | 315    |
| Generalist Teacher       | Certified Non-Admin | Position     | \$71,453  | 1.0000 | 100  | 420      | 100      | 0       | 315    |
| Math Teacher             | Certified Non-Admin | Position     | \$84,112  | 1.0000 | 100  | 420      | 100      | 0       | 315    |
| Math Teacher             | Certified Non-Admin | Position     | \$83,149  | 1.0000 | 100  | 420      | 100      | 0       | 315    |
| In-Service Pay           | Certified Non-Admin | Supplemental | \$1,630   | 0.0000 | 100  | 420      | 100      | 0       | 315    |
| Math Teacher             | Certified Non-Admin | Position     | \$77,009  | 1.0000 | 100  | 420      | 100      | 0       | 315    |
| ELA Teacher              | Certified Non-Admin | Position     | \$85,337  | 1.0000 | 100  | 420      | 100      | 0       | 315    |
| Science Teacher          | Certified Non-Admin | Position     | \$91,900  | 1.0000 | 100  | 420      | 100      | 0       | 315    |
| ELA Teacher              | Certified Non-Admin | Position     | \$81,924  | 1.0000 | 100  | 420      | 100      | 0       | 315    |
| Science Teacher          | Certified Non-Admin | Position     | \$94,509  | 1.0000 | 100  | 420      | 100      | 0       | 315    |
| ELA Teacher              | Certified Non-Admin | Position     | \$82,610  | 1.0000 | 100  | 420      | 100      | 0       | 315    |
| Phys Ed Teacher          | Certified Non-Admin | Position     | \$78,017  | 1.0000 | 100  | 420      | 100      | 0       | 315    |
| ELA Teacher              | Certified Non-Admin | Position     | \$96,697  | 1.0000 | 100  | 420      | 100      | 0       | 315    |
| Phys Ed Teacher          | Certified Non-Admin | Position     | \$76,048  | 1.0000 | 100  | 420      | 100      | 0       | 315    |
| Music Teacher            | Certified Non-Admin | Position     | \$44,244  | 0.5000 | 100  | 420      | 100      | 0       | 315    |
| Soc Studies Teacher      | Certified Non-Admin | Position     | \$80,962  | 1.0000 | 100  | 420      | 100      | 0       | 315    |
| Science Teacher          | Certified Non-Admin | Position     | \$77,009  | 1.0000 | 100  | 420      | 100      | 0       | 315    |
| Interventionist          | Certified Non-Admin | Position     | \$78,774  | 1.0000 | 100  | 420      | 100      | 0       | 315    |
| ILT Teacher              | Certified Non-Admin | Position     | \$64,892  | 1.0000 | 100  | 420      | 120      | 0       | 318    |
| In-Service Pay           | Certified Non-Admin | Supplemental | \$1,285   | 0.0000 | 100  | 420      | 120      | 0       | 318    |
| Inupiaq Language Teacher | Certified Non-Admin | Position     | \$73,641  | 1.0000 | 100  | 420      | 120      | 0       | 318    |
| CTE Business             | Certified Non-Admin | Position     | \$64,892  | 1.0000 | 100  | 420      | 160      | 0       | 315    |
| In-Service Pay           | Certified Non-Admin | Supplemental | \$2,248   | 0.0000 | 100  | 420      | 160      | 0       | 315    |
| CTE Metals/CAD           | Certified Non-Admin | Position     | \$75,828  | 1.0000 | 100  | 420      | 160      | 0       | 315    |
| CTE Music Prod           | Certified Non-Admin | Position     | \$37,914  | 0.5000 | 100  | 420      | 160      | 0       | 315    |
| Residential Stipend      | Certified Non-Admin | Supplemental | \$6,000   | 0.0000 | 100  | 420      | 160      | 0       | 315    |
| Intensive SPED Aide      | Classified          | Position     | \$52,702  | 1.0000 | 100  | 420      | 200      | 0       | 323    |
| SPED Teacher             | Certified Non-Admin | Position     | \$87,525  | 1.0000 | 100  | 420      | 200      | 0       | 315    |
| Intensive SPED Aide      | Classified          | Position     | \$34,208  | 1.0000 | 100  | 420      | 200      | 0       | 323    |
| Intensive SPED Aide      | Classified          | Position     | \$35,440  | 1.0000 | 100  | 420      | 200      | 0       | 323    |
| SPED Teacher             | Certified Non-Admin | Position     | \$87,525  | 1.0000 | 100  | 420      | 200      | 0       | 315    |
| In-Service Pay           | Certified Non-Admin | Supplemental | \$2,148   | 0.0000 | 100  | 420      | 200      | 0       | 315    |
| SPED Teacher             | Certified Non-Admin | Position     | \$78,017  | 1.0000 | 100  | 420      | 200      | 0       | 315    |
| Intensive SPED Aide      | Classified          | Position     | \$31,229  | 1.0000 | 100  | 420      | 200      | 0       | 323    |
| Intensive SPED Aide      | Classified          | Position     | \$32,853  | 1.0000 | 100  | 420      | 200      | 0       | 323    |
| Home School Facilitator  | Classified          | Position     | \$64,792  | 1.0000 | 100  | 420      | 300      | 0       | 323    |
| Counselor                | Certified Non-Admin | Position     | \$92,322  | 1.0000 | 100  | 420      | 320      | 0       | 318    |
| Counselor                | Certified Non-Admin | Position     | \$92,322  | 1.0000 | 100  | 420      | 320      | 0       | 318    |
| Para Library             | Classified          | Position     | \$49,235  | 1.0000 | 100  | 420      | 352      | 0       | 323    |
| Para Library             | Classified          | Position     | \$48,275  | 1.0000 | 100  | 420      | 352      | 0       | 323    |
| Assistant Principal      | Certified Admin     | Position     | \$115,306 | 1.0000 | 100  | 420      | 400      | 0       | 313    |
| Communication Stipend    | Certified Admin     | Supplemental | \$2,400   | 0.0000 | 100  | 420      | 400      | 0       | 313    |
| Principal                | Certified Admin     | Position     | \$140,807 | 1.0000 | 100  | 420      | 400      | 0       | 313    |
| Communication Stipend    | Certified Admin     | Supplemental | \$2,400   | 0.0000 | 100  | 420      | 400      | 0       | 313    |
| Secretary III            | Classified          | Position     | \$57,300  | 1.0000 | 100  | 420      | 450      | 0       | 324    |
| Secretary II             | Classified          | Position     | \$40,482  | 1.0000 | 100  | 420      | 450      | 0       | 324    |
| Plant Manager            | Classified          | Position     | \$100,245 | 0.8000 | 100  | 420      | 600      | 0       | 325    |
| Residential Stipend      | Certified Non-Admin | Supplemental | \$12,000  | 0.0000 | 100  | 420      | 600      | 0       | 325    |
| Maintenance Worker I YR  | Classified          | Position     | \$67,022  | 1.0000 | 100  | 420      | 600      | 0       | 325    |
| Maintenance Worker II YR | Classified          | Position     | \$82,076  | 1.0000 | 100  | 420      | 600      | 0       | 325    |
| Maintenance Worker II YR | Classified          | Position     | \$62,810  | 1.0000 | 100  | 420      | 600      | 0       | 325    |
| Maintenance Worker I SY  | Classified          | Position     | \$53,118  | 1.0000 | 100  | 420      | 601      | 0       | 325    |
| Maintenance Worker I SY  | Classified          | Position     | \$38,038  | 1.0000 | 100  | 420      | 601      | 0       | 325    |
| Maintenance Worker I SY  | Classified          | Position     | \$40,482  | 1.0000 | 100  | 420      | 601      | 0       | 325    |

\$3,307,484 44.8000



# Barrow High School Added Duty Contracts

| Category | Added Duty                                | Range | Amount     | Account Code        |
|----------|---|-------|------------|---------------------|
| Support  | Building Test Coordinator                 | 4     | \$2,361.00 | 100.200.351.000.xxx |
| Support  | Site Technologist                         | 7     | \$5,904.00 | 100.200.355.000.xxx |
| Academic | Battle of the Books                       | 2     | \$1,182.00 | 100.420.700.000.xxx |
| Academic | Class Advisor, 10th Grade                 | 1     | \$592.00   | 100.420.700.000.xxx |
| Academic | Class Advisor, 11th Grade                 | 3     | \$1,766.00 | 100.420.700.000.xxx |
| Academic | Class Advisor, 12th Grade                 | 3     | \$1,766.00 | 100.420.700.000.xxx |
| Academic | Class Advisor, 9th Grade                  | 1     | \$592.00   | 100.420.700.000.xxx |
| Academic | Debate Club                               | 3     | \$1,766.00 | 100.420.700.000.xxx |
| Academic | Geography Bee                             | 2     | \$1,182.00 | 100.420.700.000.xxx |
| Academic | Robotics                                  | 3     | \$1,766.00 | 100.420.700.000.xxx |
| Academic | Science Fair                              | 3     | \$1,766.00 | 100.420.700.000.xxx |
| Academic | Student Council Advisor                   | 4     | \$2,361.00 | 100.420.700.000.xxx |
| Academic | Student Store Advisor                     | 5     | \$3,543.00 | 100.420.700.000.xxx |
| Academic | Yearbook Advisor (150+ Students)          | 5     | \$3,543.00 | 100.420.700.000.xxx |
| Cultural | Elders Youth (AFN) Coach                  | 2     | \$1,182.00 | 100.440.700.000.xxx |
| Cultural | Iñupiat Dancing / Drumming                | 4     | \$2,361.00 | 100.420.700.000.xxx |
| Cultural | Iñupiat Spelling Bee                      | 2     | \$1,182.00 | 100.420.700.000.xxx |
| Cultural | Native Youth Olympics (NYO) Coach         | 2     | \$1,182.00 | 100.420.700.000.xxx |
| Cultural | World Eskimo Indian Olympics (WEIO) Coach | 2     | \$1,182.00 | 100.420.700.000.xxx |
| Activity | Athletic Director                         | 9     | \$8,264.00 | 100.420.700.000.xxx |
| Activity | Band Director                             | 8     | \$7,084.00 | 100.420.700.000.xxx |



# Barrow High School Added Duty Contracts - Continued

| Category | Added Duty                     | Range | Amount     | Account Code        |
|----------|--------------------------------|-------|------------|---------------------|
| Activity | Basketball Boys Head Coach     | 9     | \$8,264.00 | 100.420.700.000.xxx |
| Activity | Basketball Boys Asst/JV Coach  | 6     | \$4,723.00 | 100.420.700.000.xxx |
| Activity | Basketball Girls Head Coach    | 9     | \$8,264.00 | 100.420.700.000.xxx |
| Activity | Basketball Girls Asst/JV Coach | 6     | \$4,723.00 | 100.420.700.000.xxx |
| Activity | Cheerleading Basketball Coach  | 7     | \$5,904.00 | 100.420.700.000.xxx |
| Activity | Cheerleading Football Coach    | 7     | \$5,904.00 | 100.420.700.000.xxx |
| Activity | Cross Country Head Coach       | 5     | \$3,543.00 | 100.420.700.000.xxx |
| Activity | Football Head Coach            | 8     | \$7,084.00 | 100.420.700.000.xxx |
| Activity | Football Assistant Coach       | 7     | \$5,904.00 | 100.420.700.000.xxx |
| Activity | Football Assistant Coach       | 7     | \$5,904.00 | 100.420.700.000.xxx |
| Activity | Pep Band                       | 4     | \$2,361.00 | 100.420.700.000.xxx |
| Activity | Talent Show                    | 2     | \$1,182.00 | 100.420.700.000.xxx |
| Activity | Volleyball Head Coach          | 8     | \$7,084.00 | 100.420.700.000.xxx |
| Activity | Volleyball Asst/JV Coach       | 6     | \$4,723.00 | 100.420.700.000.xxx |
| Activity | Wrestling Head Coach           | 8     | \$7,084.00 | 100.420.700.000.xxx |
| Activity | Wrestling Assistant Coach      | 6     | \$4,723.00 | 100.420.700.000.xxx |



North Slope Borough School District  
Nunamiut School  
Operating Budget FY25  
Location 430

| Account             | LOC | FUN | FUN | OBJ | Description              | Budget     |
|---------------------|-----|-----|-----|-----|--------------------------|------------|
| 100.430.100.000.315 | 430 | 100 | 100 | 315 | TEACHERS                 | 759,496.28 |
| 100.430.100.000.323 | 430 | 100 | 100 | 323 | AIDES                    | 30,870.38  |
| 100.430.100.000.324 | 430 | 100 | 100 | 324 | SUPPORT STAFF            | 19,737.00  |
| 100.430.100.000.361 | 430 | 100 | 100 | 361 | INSURANCE LIFE & HEALTH  | 125,921.20 |
| 100.430.100.000.362 | 430 | 100 | 100 | 362 | UNEMPLOYMENT INSURANCE   | 1,560.91   |
| 100.430.100.000.363 | 430 | 100 | 100 | 363 | WORKERS' COMPENSATION    | 18,470.38  |
| 100.430.100.000.364 | 430 | 100 | 100 | 364 | FICA CONTRIBUTION        | 14,550.59  |
| 100.430.100.000.365 | 430 | 100 | 100 | 365 | TEACHERS' RETIREMENT TRS | 89,898.37  |
| 100.430.100.000.366 | 430 | 100 | 100 | 366 | PUBLIC EMPLOYEE RET PERS | 11,133.72  |
| 100.430.100.000.450 | 430 | 100 | 100 | 450 | SUPPLIES/MATERIALS/MEDIA | 27,200.00  |
| 100.430.110.000.315 | 430 | 110 | 100 | 315 | TEACHERS                 | 83,578.00  |
| 100.430.110.000.323 | 430 | 110 | 100 | 323 | AIDES                    | 43,247.18  |
| 100.430.110.000.361 | 430 | 110 | 100 | 361 | INSURANCE LIFE & HEALTH  | 74,012.80  |
| 100.430.110.000.362 | 430 | 110 | 100 | 362 | UNEMPLOYMENT INSURANCE   | 225.72     |
| 100.430.110.000.363 | 430 | 110 | 100 | 363 | WORKERS' COMPENSATION    | 2,891.54   |
| 100.430.110.000.364 | 430 | 110 | 100 | 364 | FICA CONTRIBUTION        | 4,384.80   |
| 100.430.110.000.365 | 430 | 110 | 100 | 365 | TEACHERS' RETIREMENT TRS | 8,424.97   |
| 100.430.110.000.366 | 430 | 110 | 100 | 366 | PUBLIC EMPLOYEE RET PERS | 9,514.47   |
| 100.430.120.000.318 | 430 | 120 | 100 | 318 | CERTIFIED SPECIALISTS    | 172,534.00 |
| 100.430.120.000.323 | 430 | 120 | 100 | 323 | AIDES                    | 18,901.36  |
| 100.430.120.000.361 | 430 | 120 | 100 | 361 | INSURANCE LIFE & HEALTH  | 48,282.22  |
| 100.430.120.000.362 | 430 | 120 | 100 | 362 | UNEMPLOYMENT INSURANCE   | 436.33     |
| 100.430.120.000.363 | 430 | 120 | 100 | 363 | WORKERS' COMPENSATION    | 4,364.65   |
| 100.430.120.000.364 | 430 | 120 | 100 | 364 | FICA CONTRIBUTION        | 8,609.07   |
| 100.430.120.000.365 | 430 | 120 | 100 | 365 | TEACHERS' RETIREMENT TRS | 9,798.95   |
| 100.430.120.000.366 | 430 | 120 | 100 | 366 | PUBLIC EMPLOYEE RET PERS | 21,330.68  |
| 100.430.200.000.315 | 430 | 200 | 200 | 315 | TEACHERS                 | 89,618.25  |
| 100.430.200.000.323 | 430 | 200 | 200 | 323 | AIDES                    | 61,740.76  |
| 100.430.200.000.361 | 430 | 200 | 200 | 361 | INSURANCE LIFE & HEALTH  | 77,111.32  |
| 100.430.200.000.362 | 430 | 200 | 200 | 362 | UNEMPLOYMENT INSURANCE   | 268.70     |
| 100.430.200.000.363 | 430 | 200 | 200 | 363 | WORKERS' COMPENSATION    | 3,450.96   |
| 100.430.200.000.364 | 430 | 200 | 200 | 364 | FICA CONTRIBUTION        | 5,796.42   |
| 100.430.200.000.365 | 430 | 200 | 200 | 365 | TEACHERS' RETIREMENT TRS | 10,690.81  |
| 100.430.200.000.366 | 430 | 200 | 200 | 366 | PUBLIC EMPLOYEE RET PERS | 13,583.16  |
| 100.430.300.000.323 | 430 | 300 | 300 | 323 | AIDES                    | 69,541.13  |
| 100.430.300.000.361 | 430 | 300 | 300 | 361 | INSURANCE LIFE & HEALTH  | 26,513.55  |
| 100.430.300.000.362 | 430 | 300 | 300 | 362 | UNEMPLOYMENT INSURANCE   | 125.56     |
| 100.430.300.000.363 | 430 | 300 | 300 | 363 | WORKERS' COMPENSATION    | 1,585.48   |
| 100.430.300.000.364 | 430 | 300 | 300 | 364 | FICA CONTRIBUTION        | 5,162.10   |
| 100.430.300.000.366 | 430 | 300 | 300 | 366 | PUBLIC EMPLOYEE RET PERS | 15,299.14  |

North Slope Borough School District  
Nunamiut School  
Operating Budget FY25  
Location 430

| Account             | LOC | FUN | FUN | OBJ | Description               | Budget     |
|---------------------|-----|-----|-----|-----|---------------------------|------------|
| 100.430.320.000.318 | 430 | 320 | 300 | 318 | CERTIFIED SPECIALISTS     | 84,932.00  |
| 100.430.320.000.361 | 430 | 320 | 300 | 361 | INSURANCE LIFE & HEALTH   | 33,159.72  |
| 100.430.320.000.362 | 430 | 320 | 300 | 362 | UNEMPLOYMENT INSURANCE    | 151.60     |
| 100.430.320.000.363 | 430 | 320 | 300 | 363 | WORKERS' COMPENSATION     | 1,936.47   |
| 100.430.320.000.364 | 430 | 320 | 300 | 364 | FICA CONTRIBUTION         | 1,197.66   |
| 100.430.320.000.365 | 430 | 320 | 300 | 365 | TEACHERS' RETIREMENT TRS  | 10,102.31  |
| 100.430.400.000.313 | 430 | 400 | 400 | 313 | PRINCIPAL/ASST PRINCIPAL  | 143,589.00 |
| 100.430.400.000.361 | 430 | 400 | 400 | 361 | INSURANCE LIFE & HEALTH   | 52,453.92  |
| 100.430.400.000.362 | 430 | 400 | 400 | 362 | UNEMPLOYMENT INSURANCE    | 257.12     |
| 100.430.400.000.363 | 430 | 400 | 400 | 363 | WORKERS' COMPENSATION     | 3,273.84   |
| 100.430.400.000.364 | 430 | 400 | 400 | 364 | FICA CONTRIBUTION         | 2,047.57   |
| 100.430.400.000.365 | 430 | 400 | 400 | 365 | TEACHERS' RETIREMENT TRS  | 17,042.52  |
| 100.430.400.000.433 | 430 | 400 | 400 | 433 | COMMUNICATIONS/PHONE/POST | 16,300.00  |
| 100.430.400.000.441 | 430 | 400 | 400 | 441 | RENTALS                   | 9,800.00   |
| 100.430.400.000.450 | 430 | 400 | 400 | 450 | SUPPLIES/MATERIALS/MEDIA  | 2,000.00   |
| 100.430.400.000.458 | 430 | 400 | 400 | 458 | GAS & OIL                 | 8,000.00   |
| 100.430.450.000.324 | 430 | 450 | 450 | 324 | SUPPORT STAFF             | 69,541.13  |
| 100.430.450.000.361 | 430 | 450 | 450 | 361 | INSURANCE LIFE & HEALTH   | 12,757.50  |
| 100.430.450.000.362 | 430 | 450 | 450 | 362 | UNEMPLOYMENT INSURANCE    | 124.78     |
| 100.430.450.000.363 | 430 | 450 | 450 | 363 | WORKERS' COMPENSATION     | 1,585.48   |
| 100.430.450.000.364 | 430 | 450 | 450 | 364 | FICA CONTRIBUTION         | 5,205.83   |
| 100.430.450.000.366 | 430 | 450 | 450 | 366 | PUBLIC EMPLOYEE RET PERS  | 15,299.14  |
| 100.430.600.000.321 | 430 | 600 | 600 | 321 | DIRECTOR/COORD/MANAGER    | 63,574.47  |
| 100.430.600.000.325 | 430 | 600 | 600 | 325 | MAINTENANCE/CUSTODIAL     | 166,198.51 |
| 100.430.600.000.361 | 430 | 600 | 600 | 361 | INSURANCE LIFE & HEALTH   | 128,991.82 |
| 100.430.600.000.362 | 430 | 600 | 600 | 362 | UNEMPLOYMENT INSURANCE    | 408.73     |
| 100.430.600.000.363 | 430 | 600 | 600 | 363 | WORKERS' COMPENSATION     | 5,238.72   |
| 100.430.600.000.364 | 430 | 600 | 600 | 364 | FICA CONTRIBUTION         | 16,955.31  |
| 100.430.600.000.366 | 430 | 600 | 600 | 366 | PUBLIC EMPLOYEE RET PERS  | 50,550.17  |
| 100.430.600.000.410 | 430 | 600 | 600 | 410 | PROFESSIONAL & TECHNICAL  | 11,000.00  |
| 100.430.600.000.431 | 430 | 600 | 600 | 431 | WATER & SEWER             | 21,000.00  |
| 100.430.600.000.433 | 430 | 600 | 600 | 433 | COMMUNICATIONS/PHONE/POST | 5,000.00   |
| 100.430.600.000.435 | 430 | 600 | 600 | 435 | ELECTRICITY               | 115,000.00 |
| 100.430.600.000.436 | 430 | 600 | 600 | 436 | FUEL OIL/NATURAL GAS      | 3,000.00   |
| 100.430.600.000.452 | 430 | 600 | 600 | 452 | MAINTENANCE SUPPLIES      | 20,100.00  |
| 100.430.600.000.458 | 430 | 600 | 600 | 458 | GAS & OIL                 | 3,500.00   |
| 100.430.601.000.325 | 430 | 601 | 600 | 325 | MAINTENANCE/CUSTODIAL     | 80,774.10  |
| 100.430.601.000.361 | 430 | 601 | 600 | 361 | INSURANCE LIFE & HEALTH   | 552.00     |
| 100.430.601.000.362 | 430 | 601 | 600 | 362 | UNEMPLOYMENT INSURANCE    | 148.82     |
| 100.430.601.000.363 | 430 | 601 | 600 | 363 | WORKERS' COMPENSATION     | 1,841.45   |

North Slope Borough School District  
 Nunamiut School  
 Operating Budget FY25  
 Location 430

| Account             | LOC | FUN | FUN | OBJ | Description              | Budget       |
|---------------------|-----|-----|-----|-----|--------------------------|--------------|
| 100.430.601.000.364 | 430 | 601 | 600 | 364 | FICA CONTRIBUTION        | 6,180.34     |
| 100.430.601.000.366 | 430 | 601 | 600 | 366 | PUBLIC EMPLOYEE RET PERS | 17,770.30    |
| 100.430.601.000.453 | 430 | 601 | 600 | 453 | JANITORIAL SUPPLIES      | 15,100.00    |
| 100.430.700.000.316 | 430 | 700 | 700 | 316 | EXTRA DUTY PAY           | 27,935.26    |
| 100.430.700.000.329 | 430 | 700 | 700 | 329 | SUBSTITUTE/TEMPORARIES   | 17,342.42    |
| 100.430.700.000.361 | 430 | 700 | 700 | 361 | INSURANCE LIFE & HEALTH  | 8,346.14     |
| Total expenditures  |     |     |     |     |                          | 3,267,129.06 |

**North Slope Borough School District  
Nunamiut School  
Operating Budget FY25  
Location 430**

| Description                | Classification      | Budget Type  | Amount    | FTE    | Fund | Location | Function | Program | Object |
|----------------------------|---------------------|--------------|-----------|--------|------|----------|----------|---------|--------|
| K-12th Health/PE Teacher   | Certified Non-Admin | Position     | \$79,737  | 1.0000 | 100  | 430      | 100      | 0       | 315    |
| In-Service Pay             | Certified Non-Admin | Supplemental | \$1,319   | 0.0000 | 100  | 430      | 100      | 0       | 315    |
| Rural Stipend - Teachers   | Certified Non-Admin | Supplemental | \$4,500   | 0.0000 | 100  | 430      | 100      | 0       | 315    |
| 6th-12th ELA/SS Teacher    | Certified Non-Admin | Position     | \$83,149  | 1.0000 | 100  | 430      | 100      | 0       | 315    |
| In-Service Pay             | Certified Non-Admin | Supplemental | \$1,630   | 0.0000 | 100  | 430      | 100      | 0       | 315    |
| Rural Stipend - Teachers   | Certified Non-Admin | Supplemental | \$4,500   | 0.0000 | 100  | 430      | 100      | 0       | 315    |
| Rural Stipend - Teachers   | Certified Non-Admin | Supplemental | \$4,500   | 0.0000 | 100  | 430      | 100      | 0       | 315    |
| 6th-12th Math Teacher      | Certified Non-Admin | Position     | \$78,017  | 1.0000 | 100  | 430      | 100      | 0       | 315    |
| In-Service Pay             | Certified Non-Admin | Supplemental | \$1,527   | 0.0000 | 100  | 430      | 100      | 0       | 315    |
| Rural Stipend - Teachers   | Certified Non-Admin | Supplemental | \$4,500   | 0.0000 | 100  | 430      | 100      | 0       | 315    |
| Para Instructional         | Classified          | Position     | \$30,870  | 1.0000 | 100  | 430      | 100      | 0       | 323    |
| 2nd Teacher                | Certified Non-Admin | Position     | \$67,078  | 1.0000 | 100  | 430      | 100      | 0       | 315    |
| Rural Stipend - Teachers   | Certified Non-Admin | Supplemental | \$4,500   | 0.0000 | 100  | 430      | 100      | 0       | 315    |
| 5th-6th Teacher            | Certified Non-Admin | Position     | \$67,078  | 1.0000 | 100  | 430      | 100      | 0       | 315    |
| Rural Stipend - Teachers   | Certified Non-Admin | Supplemental | \$4,500   | 0.0000 | 100  | 430      | 100      | 0       | 315    |
| 7th-8th Teacher            | Certified Non-Admin | Position     | \$78,017  | 1.0000 | 100  | 430      | 100      | 0       | 315    |
| In-Service Pay             | Certified Non-Admin | Supplemental | \$1,527   | 0.0000 | 100  | 430      | 100      | 0       | 315    |
| Rural Stipend - Teachers   | Certified Non-Admin | Supplemental | \$4,500   | 0.0000 | 100  | 430      | 100      | 0       | 315    |
| 3rd-4th Teacher            | Certified Non-Admin | Position     | \$87,525  | 1.0000 | 100  | 430      | 100      | 0       | 315    |
| In-Service Pay             | Certified Non-Admin | Supplemental | \$1,718   | 0.0000 | 100  | 430      | 100      | 0       | 315    |
| Rural Stipend - Teachers   | Certified Non-Admin | Supplemental | \$4,500   | 0.0000 | 100  | 430      | 100      | 0       | 315    |
| K1 Teacher                 | Certified Non-Admin | Position     | \$91,900  | 1.0000 | 100  | 430      | 100      | 0       | 315    |
| Rural Stipend - Teachers   | Certified Non-Admin | Supplemental | \$4,500   | 0.0000 | 100  | 430      | 100      | 0       | 315    |
| Interventionist            | Certified Non-Admin | Position     | \$78,774  | 1.0000 | 100  | 430      | 100      | 0       | 315    |
| Para Instructional         | Classified          | Position     | \$19,737  | 1.0000 | 100  | 430      | 100      | 0       | 324    |
| Para ECE                   | Classified          | Position     | \$43,247  | 1.0000 | 100  | 430      | 110      | 0       | 323    |
| ECE Teacher                | Certified Non-Admin | Position     | \$67,078  | 1.0000 | 100  | 430      | 110      | 0       | 315    |
| Residential Stipend        | Certified Non-Admin | Supplemental | \$12,000  | 0.0000 | 100  | 430      | 110      | 0       | 315    |
| Rural Stipend - Teachers   | Certified Non-Admin | Supplemental | \$4,500   | 0.0000 | 100  | 430      | 110      | 0       | 315    |
| Para Inupiaq               | Classified          | Position     | \$18,901  | 0.5000 | 100  | 430      | 120      | 0       | 323    |
| ILT Teacher                | Classified          | Position     | \$78,017  | 1.0000 | 100  | 430      | 120      | 0       | 318    |
| Residential Stipend        | Classified          | Supplemental | \$12,000  | 0.0000 | 100  | 430      | 120      | 0       | 318    |
| Rural Stipend - Teachers   | Classified          | Supplemental | \$4,500   | 0.0000 | 100  | 430      | 120      | 0       | 318    |
| ILT Teacher                | Classified          | Position     | \$78,017  | 1.0000 | 100  | 430      | 120      | 0       | 318    |
| SPED Teacher               | Certified Non-Admin | Position     | \$83,149  | 1.0000 | 100  | 430      | 200      | 0       | 315    |
| In-Service Pay             | Certified Non-Admin | Supplemental | \$1,969   | 0.0000 | 100  | 430      | 200      | 0       | 315    |
| Rural Stipend - Teachers   | Certified Non-Admin | Supplemental | \$4,500   | 0.0000 | 100  | 430      | 200      | 0       | 315    |
| Intensive SPED Aide        | Classified          | Position     | \$30,870  | 1.0000 | 100  | 430      | 200      | 0       | 323    |
| Para SPED                  | Classified          | Position     | \$30,870  | 1.0000 | 100  | 430      | 200      | 0       | 323    |
| Home School Facilitator    | Classified          | Position     | \$69,541  | 1.0000 | 100  | 430      | 300      | 0       | 323    |
| Counselor                  | Certified Non-Admin | Position     | \$80,432  | 1.0000 | 100  | 430      | 320      | 0       | 318    |
| Rural Stipend - Teachers   | Certified Non-Admin | Supplemental | \$4,500   | 0.0000 | 100  | 430      | 320      | 0       | 318    |
| Principal                  | Certified Admin     | Position     | \$135,689 | 1.0000 | 100  | 430      | 400      | 0       | 313    |
| Communication Stipend      | Certified Admin     | Supplemental | \$2,400   | 0.0000 | 100  | 430      | 400      | 0       | 313    |
| Rural Stipend - Principals | Certified Non-Admin | Supplemental | \$5,500   | 0.0000 | 100  | 430      | 400      | 0       | 313    |
| Secretary III              | Classified          | Position     | \$69,541  | 1.0000 | 100  | 430      | 450      | 0       | 324    |
| Maintenance Worker III YR  | Classified          | Position     | \$101,439 | 1.0000 | 100  | 430      | 600      | 0       | 325    |
| Maintenance Worker II YR   | Classified          | Position     | \$64,760  | 1.0000 | 100  | 430      | 600      | 0       | 325    |
| Plant Manager              | Classified          | Position     | \$63,574  | 1.0000 | 100  | 430      | 600      | 0       | 321    |
| Maintenance Worker I YR    | Classified          | Position     | \$34,208  | 1.0000 | 100  | 430      | 601      | 0       | 325    |
| Maintenance Worker I YR    | Classified          | Position     | \$46,566  | 1.0000 | 100  | 430      | 601      | 0       | 325    |

\$1,957,874 27.5000



# Nunamiut School Added Duty Contracts

| Category | Added Duty                                | Range | Amount     | Account Code        |
|----------|---|-------|------------|---------------------|
| Support  | Building Test Coordinator                 | 3     | \$1,766.00 | 100.200.351.000.xxx |
| Support  | Site Technologist                         | 9     | \$8,264.00 | 100.200.355.000.xxx |
| Academic | Battle of the Books                       | 2     | \$1,182.00 | 100.430.700.000.xxx |
| Academic | Class Advisor, 12th Grade                 | 3     | \$1,766.00 | 100.430.700.000.xxx |
| Academic | Robotics                                  | 3     | \$1,766.00 | 100.430.700.000.xxx |
| Academic | Science Fair                              | 3     | \$1,766.00 | 100.430.700.000.xxx |
| Academic | Student Council Advisor                   | 4     | \$2,361.00 | 100.430.700.000.xxx |
| Academic | Student Store Advisor                     | 5     | \$3,543.00 | 100.430.700.000.xxx |
| Academic | Yearbook Advisor <150                     | 4     | \$2,361.00 | 100.430.700.000.xxx |
| Cultural | Elders Youth (AFN) Coach                  | 2     | \$1,182.00 | 100.430.700.000.xxx |
| Cultural | Iñupiat Dancing                           | 4     | \$2,361.00 | 100.430.700.000.xxx |
| Cultural | Iñupiat Spelling Bee                      | 2     | \$1,182.00 | 100.430.700.000.xxx |
| Cultural | Junior Native Youth Olympics (JNYO) Coach | 2     | \$1,182.00 | 100.430.700.000.xxx |
| Cultural | Native Youth Olympics (NYO) Coach         | 2     | \$1,182.00 | 100.430.700.000.xxx |
| Cultural | World Eskimo Indian Olympics (WEIO) Coach | 2     | \$1,182.00 | 100.430.700.000.xxx |
| Activity | Academic Activities Facilitator           | 9     | \$8,264.00 | 100.430.700.000.xxx |
| Activity | Basketball Boys Head Coach                | 7     | \$5,904.00 | 100.430.700.000.xxx |
| Activity | Basketball Girls Head Coach               | 7     | \$5,904.00 | 100.430.700.000.xxx |
| Activity | Basketball MS Coach                       | 2     | \$1,182.00 | 100.430.700.000.xxx |
| Activity | Cross Country HS Coach                    | 4     | \$2,361.00 | 100.430.700.000.xxx |
| Activity | Cross Country MS Coach                    | 3     | \$1,766.00 | 100.430.700.000.xxx |
| Activity | Volleyball HS Coach                       | 4     | \$2,361.00 | 100.430.700.000.xxx |
| Activity | Volleyball MS Coach                       | 2     | \$1,182.00 | 100.430.700.000.xxx |

North Slope Borough School District

North Slope Borough School District  
Tikigaq School  
Operating Budget FY25  
Location 440

| Account             | LOC | FUNC | FUNC2 | OBJ | Description              | Budget       |
|---------------------|-----|------|-------|-----|--------------------------|--------------|
| 100.440.100.000.315 | 440 | 100  | 100   | 315 | TEACHERS                 | 1,279,917.53 |
| 100.440.100.000.323 | 440 | 100  | 100   | 323 | AIDES                    | 136,331.04   |
| 100.440.100.000.361 | 440 | 100  | 100   | 361 | INSURANCE LIFE & HEALTH  | 315,355.72   |
| 100.440.100.000.362 | 440 | 100  | 100   | 362 | UNEMPLOYMENT INSURANCE   | 2,609.00     |
| 100.440.100.000.363 | 440 | 100  | 100   | 363 | WORKERS' COMPENSATION    | 32,290.15    |
| 100.440.100.000.364 | 440 | 100  | 100   | 364 | FICA CONTRIBUTION        | 28,218.20    |
| 100.440.100.000.365 | 440 | 100  | 100   | 365 | TEACHERS' RETIREMENT TRS | 151,154.75   |
| 100.440.100.000.366 | 440 | 100  | 100   | 366 | PUBLIC EMPLOYEE RET PERS | 29,993.11    |
| 100.440.100.000.450 | 440 | 100  | 100   | 450 | SUPPLIES/MATERIALS/MEDIA | 56,600.00    |
| 100.440.110.000.315 | 440 | 110  | 100   | 315 | TEACHERS                 | 84,229.48    |
| 100.440.110.000.361 | 440 | 110  | 100   | 361 | INSURANCE LIFE & HEALTH  | 52,453.92    |
| 100.440.110.000.362 | 440 | 110  | 100   | 362 | UNEMPLOYMENT INSURANCE   | 149.63       |
| 100.440.110.000.363 | 440 | 110  | 100   | 363 | WORKERS' COMPENSATION    | 1,920.47     |
| 100.440.110.000.364 | 440 | 110  | 100   | 364 | FICA CONTRIBUTION        | 1,176.92     |
| 100.440.110.000.365 | 440 | 110  | 100   | 365 | TEACHERS' RETIREMENT TRS | 10,375.80    |
| 100.440.120.000.318 | 440 | 120  | 100   | 318 | CERTIFIED SPECIALISTS    | 189,034.00   |
| 100.440.120.000.361 | 440 | 120  | 100   | 361 | INSURANCE LIFE & HEALTH  | 63,460.92    |
| 100.440.120.000.362 | 440 | 120  | 100   | 362 | UNEMPLOYMENT INSURANCE   | 342.24       |
| 100.440.120.000.363 | 440 | 120  | 100   | 363 | WORKERS' COMPENSATION    | 4,309.92     |
| 100.440.120.000.364 | 440 | 120  | 100   | 364 | FICA CONTRIBUTION        | 2,801.10     |
| 100.440.120.000.365 | 440 | 120  | 100   | 365 | TEACHERS' RETIREMENT TRS | 19,597.90    |
| 100.440.160.000.315 | 440 | 160  | 100   | 315 | TEACHERS                 | 94,634.00    |
| 100.440.160.000.361 | 440 | 160  | 100   | 361 | INSURANCE LIFE & HEALTH  | 14,580.00    |
| 100.440.160.000.362 | 440 | 160  | 100   | 362 | UNEMPLOYMENT INSURANCE   | 169.44       |
| 100.440.160.000.363 | 440 | 160  | 100   | 363 | WORKERS' COMPENSATION    | 2,157.60     |
| 100.440.160.000.364 | 440 | 160  | 100   | 364 | FICA CONTRIBUTION        | 1,353.69     |
| 100.440.160.000.365 | 440 | 160  | 100   | 365 | TEACHERS' RETIREMENT TRS | 11,320.80    |
| 100.440.200.000.315 | 440 | 200  | 200   | 315 | TEACHERS                 | 190,995.05   |
| 100.440.200.000.323 | 440 | 200  | 200   | 323 | AIDES                    | 226,936.69   |
| 100.440.200.000.361 | 440 | 200  | 200   | 361 | INSURANCE LIFE & HEALTH  | 104,355.92   |
| 100.440.200.000.362 | 440 | 200  | 200   | 362 | UNEMPLOYMENT INSURANCE   | 758.41       |
| 100.440.200.000.363 | 440 | 200  | 200   | 363 | WORKERS' COMPENSATION    | 9,528.97     |
| 100.440.200.000.364 | 440 | 200  | 200   | 364 | FICA CONTRIBUTION        | 19,773.81    |
| 100.440.200.000.365 | 440 | 200  | 200   | 365 | TEACHERS' RETIREMENT TRS | 22,858.56    |
| 100.440.200.000.366 | 440 | 200  | 200   | 366 | PUBLIC EMPLOYEE RET PERS | 49,926.35    |
| 100.440.300.000.323 | 440 | 300  | 300   | 323 | AIDES                    | 44,536.43    |
| 100.440.300.000.361 | 440 | 300  | 300   | 361 | INSURANCE LIFE & HEALTH  | 43,711.60    |
| 100.440.300.000.362 | 440 | 300  | 300   | 362 | UNEMPLOYMENT INSURANCE   | 77.69        |
| 100.440.300.000.363 | 440 | 300  | 300   | 363 | WORKERS' COMPENSATION    | 1,015.36     |
| 100.440.300.000.364 | 440 | 300  | 300   | 364 | FICA CONTRIBUTION        | 3,217.04     |
| 100.440.300.000.366 | 440 | 300  | 300   | 366 | PUBLIC EMPLOYEE RET PERS | 10,426.21    |
| 100.440.320.000.318 | 440 | 320  | 300   | 318 | CERTIFIED SPECIALISTS    | 101,197.00   |

North Slope Borough School District  
Tikigaq School  
Operating Budget FY25  
Location 440

| Account             | LOC | FUNC | FUNC2 | OBJ | Description               | Budget     |
|---------------------|-----|------|-------|-----|---------------------------|------------|
| 100.440.320.000.361 | 440 | 320  | 300   | 361 | INSURANCE LIFE & HEALTH   | 30,301.20  |
| 100.440.320.000.362 | 440 | 320  | 300   | 362 | UNEMPLOYMENT INSURANCE    | 181.56     |
| 100.440.320.000.363 | 440 | 320  | 300   | 363 | WORKERS' COMPENSATION     | 2,307.25   |
| 100.440.320.000.364 | 440 | 320  | 300   | 364 | FICA CONTRIBUTION         | 1,435.06   |
| 100.440.320.000.365 | 440 | 320  | 300   | 365 | TEACHERS' RETIREMENT TRS  | 12,145.09  |
| 100.440.352.000.323 | 440 | 352  | 350   | 323 | AIDES                     | 52,701.68  |
| 100.440.352.000.361 | 440 | 352  | 350   | 361 | INSURANCE LIFE & HEALTH   | 43,711.60  |
| 100.440.352.000.362 | 440 | 352  | 350   | 362 | UNEMPLOYMENT INSURANCE    | 92.03      |
| 100.440.352.000.363 | 440 | 352  | 350   | 363 | WORKERS' COMPENSATION     | 1,201.58   |
| 100.440.352.000.364 | 440 | 352  | 350   | 364 | FICA CONTRIBUTION         | 3,842.05   |
| 100.440.352.000.366 | 440 | 352  | 350   | 366 | PUBLIC EMPLOYEE RET PERS  | 11,594.46  |
| 100.440.400.000.313 | 440 | 400  | 400   | 313 | PRINCIPAL/ASST PRINCIPAL  | 313,562.00 |
| 100.440.400.000.361 | 440 | 400  | 400   | 361 | INSURANCE LIFE & HEALTH   | 67,033.92  |
| 100.440.400.000.362 | 440 | 400  | 400   | 362 | UNEMPLOYMENT INSURANCE    | 568.72     |
| 100.440.400.000.363 | 440 | 400  | 400   | 363 | WORKERS' COMPENSATION     | 7,149.24   |
| 100.440.400.000.364 | 440 | 400  | 400   | 364 | FICA CONTRIBUTION         | 4,484.18   |
| 100.440.400.000.365 | 440 | 400  | 400   | 365 | TEACHERS' RETIREMENT TRS  | 37,398.95  |
| 100.440.400.000.433 | 440 | 400  | 400   | 433 | COMMUNICATIONS/PHONE/POST | 14,000.00  |
| 100.440.400.000.441 | 440 | 400  | 400   | 441 | RENTALS                   | 15,000.00  |
| 100.440.400.000.450 | 440 | 400  | 400   | 450 | SUPPLIES/MATERIALS/MEDIA  | 3,500.00   |
| 100.440.400.000.458 | 440 | 400  | 400   | 458 | GAS & OIL                 | 2,600.00   |
| 100.440.450.000.324 | 440 | 450  | 450   | 324 | SUPPORT STAFF             | 114,027.01 |
| 100.440.450.000.361 | 440 | 450  | 450   | 361 | INSURANCE LIFE & HEALTH   | 71,344.80  |
| 100.440.450.000.362 | 440 | 450  | 450   | 362 | UNEMPLOYMENT INSURANCE    | 198.44     |
| 100.440.450.000.363 | 440 | 450  | 450   | 363 | WORKERS' COMPENSATION     | 2,599.71   |
| 100.440.450.000.364 | 440 | 450  | 450   | 364 | FICA CONTRIBUTION         | 8,414.42   |
| 100.440.450.000.366 | 440 | 450  | 450   | 366 | PUBLIC EMPLOYEE RET PERS  | 25,086.13  |
| 100.440.600.000.325 | 440 | 600  | 600   | 325 | MAINTENANCE/CUSTODIAL     | 259,188.04 |
| 100.440.600.000.361 | 440 | 600  | 600   | 361 | INSURANCE LIFE & HEALTH   | 76,587.60  |
| 100.440.600.000.362 | 440 | 600  | 600   | 362 | UNEMPLOYMENT INSURANCE    | 463.41     |
| 100.440.600.000.363 | 440 | 600  | 600   | 363 | WORKERS' COMPENSATION     | 5,909.30   |
| 100.440.600.000.364 | 440 | 600  | 600   | 364 | FICA CONTRIBUTION         | 19,354.35  |
| 100.440.600.000.366 | 440 | 600  | 600   | 366 | PUBLIC EMPLOYEE RET PERS  | 57,021.51  |
| 100.440.600.000.410 | 440 | 600  | 600   | 410 | PROFESSIONAL & TECHNICAL  | 9,000.00   |
| 100.440.600.000.431 | 440 | 600  | 600   | 431 | WATER & SEWER             | 45,000.00  |
| 100.440.600.000.433 | 440 | 600  | 600   | 433 | COMMUNICATIONS/PHONE/POST | 7,000.00   |
| 100.440.600.000.435 | 440 | 600  | 600   | 435 | ELECTRICITY               | 252,000.00 |
| 100.440.600.000.436 | 440 | 600  | 600   | 436 | FUEL OIL/NATURAL GAS      | 6,000.00   |
| 100.440.600.000.440 | 440 | 600  | 600   | 440 | OTHER PURCHASED SERVICES  | 13,300.00  |
| 100.440.600.000.452 | 440 | 600  | 600   | 452 | MAINTENANCE SUPPLIES      | 44,000.00  |
| 100.440.600.000.458 | 440 | 600  | 600   | 458 | GAS & OIL                 | 12,000.00  |
| 100.440.601.000.325 | 440 | 601  | 600   | 325 | MAINTENANCE/CUSTODIAL     | 213,835.89 |

North Slope Borough School District  
Tikigaq School  
Operating Budget FY25  
Location 440

| Account             | LOC | FUNC | FUNC2 | OBJ | Description              | Budget       |
|---------------------|-----|------|-------|-----|--------------------------|--------------|
| 100.440.601.000.361 | 440 | 601  | 600   | 361 | INSURANCE LIFE & HEALTH  | 117,239.08   |
| 100.440.601.000.362 | 440 | 601  | 600   | 362 | UNEMPLOYMENT INSURANCE   | 374.56       |
| 100.440.601.000.363 | 440 | 601  | 600   | 363 | WORKERS' COMPENSATION    | 4,875.17     |
| 100.440.601.000.364 | 440 | 601  | 600   | 364 | FICA CONTRIBUTION        | 15,649.44    |
| 100.440.601.000.366 | 440 | 601  | 600   | 366 | PUBLIC EMPLOYEE RET PERS | 47,044.13    |
| 100.440.601.000.453 | 440 | 601  | 600   | 453 | JANITORIAL SUPPLIES      | 31,800.00    |
| 100.440.700.000.316 | 440 | 700  | 700   | 316 | EXTRA DUTY PAY           | 44,297.88    |
| 100.440.700.000.329 | 440 | 700  | 700   | 329 | SUBSTITUTE/TEMPORARIES   | 27,500.46    |
| 100.440.700.000.361 | 440 | 700  | 700   | 361 | INSURANCE LIFE & HEALTH  | 13,234.75    |
| Total Expenditures  |     |      |       |     |                          | 5,585,009.07 |



**North Slope Borough School District  
Tikigaq School  
Operating Budget FY25  
Location 440**

| Description                     | Classification      | Budget Type  | Amount    | FTE    | Fund | Location | Function | Program | Object |
|---------------------------------|---------------------|--------------|-----------|--------|------|----------|----------|---------|--------|
| Rural Stipend - Teachers        | Certified Non-Admin | Supplemental | \$4,500   | 0.0000 | 100  | 440      | 100      | 0       | 315    |
| 6th Teacher                     | Certified Non-Admin | Position     | \$78,017  | 1.0000 | 100  | 440      | 100      | 0       | 315    |
| In-Service Pay                  | Certified Non-Admin | Supplemental | \$1,527   | 0.0000 | 100  | 440      | 100      | 0       | 315    |
| Rural Stipend - Teachers        | Certified Non-Admin | Supplemental | \$4,500   | 0.0000 | 100  | 440      | 100      | 0       | 315    |
| 3rd Teacher                     | Certified Non-Admin | Position     | \$78,017  | 1.0000 | 100  | 440      | 100      | 0       | 315    |
| In-Service Pay                  | Certified Non-Admin | Supplemental | \$1,527   | 0.0000 | 100  | 440      | 100      | 0       | 315    |
| Rural Stipend - Teachers        | Certified Non-Admin | Supplemental | \$4,500   | 0.0000 | 100  | 440      | 100      | 0       | 315    |
| Rural Stipend - Teachers        | Certified Non-Admin | Supplemental | \$4,500   | 0.0000 | 100  | 440      | 100      | 0       | 315    |
| MS & HS Elective Cultural Arts  | Certified Non-Admin | Position     | \$78,017  | 1.0000 | 100  | 440      | 100      | 0       | 315    |
| Rural Stipend - Teachers        | Certified Non-Admin | Supplemental | \$4,500   | 0.0000 | 100  | 440      | 100      | 0       | 315    |
| 8th-12th ELA Teacher            | Certified Non-Admin | Position     | \$91,900  | 1.0000 | 100  | 440      | 100      | 0       | 315    |
| Rural Stipend - Teachers        | Certified Non-Admin | Supplemental | \$4,500   | 0.0000 | 100  | 440      | 100      | 0       | 315    |
| 1st Teacher                     | Certified Non-Admin | Position     | \$95,050  | 1.0000 | 100  | 440      | 100      | 0       | 315    |
| Rural Stipend - Teachers        | Certified Non-Admin | Supplemental | \$4,500   | 0.0000 | 100  | 440      | 100      | 0       | 315    |
| Rural Stipend - Teachers        | Certified Non-Admin | Supplemental | \$4,500   | 0.0000 | 100  | 440      | 100      | 0       | 315    |
| 7th-12th PE Teacher             | Certified Non-Admin | Position     | \$78,017  | 1.0000 | 100  | 440      | 100      | 0       | 315    |
| Rural Stipend - Teachers        | Certified Non-Admin | Supplemental | \$4,500   | 0.0000 | 100  | 440      | 100      | 0       | 315    |
| K Teacher                       | Certified Non-Admin | Position     | \$74,399  | 1.0000 | 100  | 440      | 100      | 0       | 315    |
| In-Service Pay                  | Certified Non-Admin | Supplemental | \$1,454   | 0.0000 | 100  | 440      | 100      | 0       | 315    |
| Rural Stipend - Teachers        | Certified Non-Admin | Supplemental | \$4,500   | 0.0000 | 100  | 440      | 100      | 0       | 315    |
| 5th Teacher                     | Certified Non-Admin | Position     | \$101,612 | 1.0000 | 100  | 440      | 100      | 0       | 315    |
| Rural Stipend - Teachers        | Certified Non-Admin | Supplemental | \$4,500   | 0.0000 | 100  | 440      | 100      | 0       | 315    |
| Para Instructional              | Classified          | Position     | \$49,235  | 1.0000 | 100  | 440      | 100      | 0       | 323    |
| Para Instructional              | Classified          | Position     | \$49,235  | 1.0000 | 100  | 440      | 100      | 0       | 323    |
| 2nd Teacher                     | Certified Non-Admin | Position     | \$92,322  | 1.0000 | 100  | 440      | 100      | 0       | 315    |
| Rural Stipend - Teachers        | Certified Non-Admin | Supplemental | \$4,500   | 0.0000 | 100  | 440      | 100      | 0       | 315    |
| 7th-12th Science Teacher        | Certified Non-Admin | Position     | \$87,525  | 1.0000 | 100  | 440      | 100      | 0       | 315    |
| In-Service Pay                  | Certified Non-Admin | Supplemental | \$1,718   | 0.0000 | 100  | 440      | 100      | 0       | 315    |
| Rural Stipend - Teachers        | Certified Non-Admin | Supplemental | \$4,500   | 0.0000 | 100  | 440      | 100      | 0       | 315    |
| Para Instructional              | Classified          | Position     | \$37,861  | 1.0000 | 100  | 440      | 100      | 0       | 323    |
| 7th-12th Social Studies Teacher | Certified Non-Admin | Position     | \$91,900  | 1.0000 | 100  | 440      | 100      | 0       | 315    |
| Rural Stipend - Teachers        | Certified Non-Admin | Supplemental | \$4,500   | 0.0000 | 100  | 440      | 100      | 0       | 315    |
| 4th Teacher                     | Certified Non-Admin | Position     | \$96,697  | 1.0000 | 100  | 440      | 100      | 0       | 315    |
| Rural Stipend - Teachers        | Certified Non-Admin | Supplemental | \$4,500   | 0.0000 | 100  | 440      | 100      | 0       | 315    |
| 7th-12th Math Teacher           | Certified Non-Admin | Position     | \$87,525  | 1.0000 | 100  | 440      | 100      | 0       | 315    |
| In-Service Pay                  | Certified Non-Admin | Supplemental | \$1,285   | 0.0000 | 100  | 440      | 100      | 0       | 315    |
| Rural Stipend - Teachers        | Certified Non-Admin | Supplemental | \$4,500   | 0.0000 | 100  | 440      | 100      | 0       | 315    |
| 7th Teacher                     | Certified Non-Admin | Position     | \$64,908  | 1.0000 | 100  | 440      | 100      | 0       | 315    |
| Rural Stipend - Teachers        | Certified Non-Admin | Supplemental | \$4,500   | 0.0000 | 100  | 440      | 100      | 0       | 315    |
| K-4th ECE Teacher               | Certified Non-Admin | Position     | \$82,610  | 1.0000 | 100  | 440      | 110      | 0       | 315    |
| In-Service Pay                  | Certified Non-Admin | Supplemental | \$1,619   | 0.0000 | 100  | 440      | 110      | 0       | 315    |
| PK-6 ILT Teacher                | Certified Non-Admin | Position     | \$78,017  | 1.0000 | 100  | 440      | 120      | 0       | 318    |
| Residential Stipend             | Certified Non-Admin | Supplemental | \$12,000  | 0.0000 | 100  | 440      | 120      | 0       | 318    |
| Rural Stipend - Teachers        | Certified Non-Admin | Supplemental | \$4,500   | 0.0000 | 100  | 440      | 120      | 0       | 318    |
| 7th-12th ILT Teacher            | Certified Non-Admin | Position     | \$78,017  | 1.0000 | 100  | 440      | 120      | 0       | 318    |
| Residential Stipend             | Certified Non-Admin | Supplemental | \$12,000  | 0.0000 | 100  | 440      | 120      | 0       | 318    |
| Rural Stipend - Teachers        | Certified Non-Admin | Supplemental | \$4,500   | 0.0000 | 100  | 440      | 120      | 0       | 318    |
| CTE Teacher                     | Certified Non-Admin | Position     | \$90,134  | 1.0000 | 100  | 440      | 160      | 0       | 315    |
| Rural Stipend - Teachers        | Certified Non-Admin | Supplemental | \$4,500   | 0.0000 | 100  | 440      | 160      | 0       | 315    |
| SPED Teacher                    | Certified Non-Admin | Position     | \$92,322  | 1.0000 | 100  | 440      | 200      | 0       | 315    |
| SPED Teacher                    | Certified Non-Admin | Position     | \$87,525  | 1.0000 | 100  | 440      | 200      | 0       | 315    |
| In-Service Pay                  | Certified Non-Admin | Supplemental | \$2,148   | 0.0000 | 100  | 440      | 200      | 0       | 315    |
| Rural Stipend - Teachers        | Certified Non-Admin | Supplemental | \$4,500   | 0.0000 | 100  | 440      | 200      | 0       | 315    |
| Intensive SPED Aide             | Classified          | Position     | \$33,033  | 1.0000 | 100  | 440      | 200      | 0       | 323    |
| Rural Stipend - Teachers        | Certified Non-Admin | Supplemental | \$4,500   | 0.0000 | 100  | 440      | 200      | 0       | 315    |
| Intensive SPED Aide             | Classified          | Position     | \$37,861  | 1.0000 | 100  | 440      | 200      | 0       | 323    |
| Intensive SPED Aide             | Classified          | Position     | \$30,870  | 1.0000 | 100  | 440      | 200      | 0       | 323    |
| Intensive SPED Aide             | Classified          | Position     | \$41,714  | 1.0000 | 100  | 440      | 200      | 0       | 323    |
| Intensive SPED Aide             | Classified          | Position     | \$47,573  | 1.0000 | 100  | 440      | 200      | 0       | 323    |
| Secondary SPED Aide             | Classified          | Position     | \$35,884  | 1.0000 | 100  | 440      | 200      | 0       | 323    |
| Home School Facilitator         | Classified          | Position     | \$44,536  | 1.0000 | 100  | 440      | 300      | 0       | 323    |
| Counselor                       | Certified Non-Admin | Position     | \$96,697  | 1.0000 | 100  | 440      | 320      | 0       | 318    |
| Rural Stipend - Teachers        | Certified Non-Admin | Supplemental | \$4,500   | 0.0000 | 100  | 440      | 320      | 0       | 318    |
| Para Library                    | Classified          | Position     | \$52,702  | 1.0000 | 100  | 440      | 352      | 0       | 323    |
| Elementary Principal            | Certified Admin     | Position     | \$151,640 | 1.0000 | 100  | 440      | 400      | 0       | 313    |
| Communication Stipend           | Certified Admin     | Supplemental | \$2,400   | 0.0000 | 100  | 440      | 400      | 0       | 313    |
| Rural Stipend - Principals      | Certified Non-Admin | Supplemental | \$5,500   | 0.0000 | 100  | 440      | 400      | 0       | 313    |

**North Slope Borough School District  
Tikigaq School  
Operating Budget FY25  
Location 440**

| Description                | Classification  | Budget Type  | Amount      | FTE     | Fund | Location | Function | Program | Object |
|----------------------------|-----------------|--------------|-------------|---------|------|----------|----------|---------|--------|
| Secondary Principal        | Certified Admin | Position     | \$146,122   | 1.0000  | 100  | 440      | 400      | 0       | 313    |
| Communication Stipend      | Certified Admin | Supplemental | \$2,400     | 0.0000  | 100  | 440      | 400      | 0       | 313    |
| Rural Stipend - Principals | Certified Admin | Supplemental | \$5,500     | 0.0000  | 100  | 440      | 400      | 0       | 313    |
| Secretary II               | Classified      | Position     | \$49,235    | 1.0000  | 100  | 440      | 450      | 0       | 324    |
| Secretary III              | Classified      | Position     | \$64,792    | 1.0000  | 100  | 440      | 450      | 0       | 324    |
| Maintenance Worker III YR  | Classified      | Position     | \$82,076    | 1.0000  | 100  | 440      | 600      | 0       | 325    |
| Plant Manager              | Classified      | Position     | \$75,674    | 1.0000  | 100  | 440      | 600      | 0       | 325    |
| Maintenance Worker III YR  | Classified      | Position     | \$101,439   | 1.0000  | 100  | 440      | 600      | 0       | 325    |
| Maintenance Worker I YR    | Classified      | Position     | \$55,107    | 1.0000  | 100  | 440      | 601      | 0       | 325    |
| Maintenance Worker I YR    | Classified      | Position     | \$67,022    | 1.0000  | 100  | 440      | 601      | 0       | 325    |
| Maintenance Worker I YR    | Classified      | Position     | \$55,107    | 1.0000  | 100  | 440      | 601      | 0       | 325    |
| Maintenance Worker I SY    | Classified      | Position     | \$36,600    | 1.0000  | 100  | 440      | 601      | 0       | 325    |
|                            |                 |              | \$3,301,126 | 43.0000 |      |          |          |         |        |



# Tikiġaq School Added Duty Contracts

| Category | Added Duty                                | Range | Amount     | Account Code        |
|----------|---|-------|------------|---------------------|
| Support  | Building Test Coordinator                 | 4     | \$2,361.00 | 100.200.351.000.xxx |
| Support  | Site Technologist                         | 9     | \$8,264.00 | 100.200.355.000.xxx |
| Academic | Battle of the Books (Elementary)          | 2     | \$1,182.00 | 100.440.700.000.xxx |
| Academic | Battle of the Books (Secondary)           | 2     | \$1,182.00 | 100.440.700.000.xxx |
| Academic | Class Advisor - 11th and 12th Grade       | 3     | \$1,766.00 | 100.440.700.000.xxx |
| Academic | Class Advisor - 9th and 10th Grade        | 1     | \$592.00   | 100.440.700.000.xxx |
| Academic | Robotics Coach                            | 3     | \$1,766.00 | 100.440.700.000.xxx |
| Academic | Student Council Advisor                   | 4     | \$2,361.00 | 100.440.700.000.xxx |
| Academic | Student Store Advisor                     | 5     | \$3,543.00 | 100.440.700.000.xxx |
| Academic | Yearbook Advisor (150+ Students)          | 5     | \$3,543.00 | 100.440.700.000.xxx |
| Cultural | Elders Youth (AFN) Coach                  | 2     | \$1,182.00 | 100.440.700.000.xxx |
| Cultural | Iñupiat Dancing                           | 4     | \$2,361.00 | 100.440.700.000.xxx |
| Cultural | Iñupiat Spelling Bee                      | 2     | \$1,182.00 | 100.440.700.000.xxx |
| Cultural | Junior Native Youth Olympics (JNYO) Coach | 2     | \$1,182.00 | 100.440.700.000.xxx |
| Cultural | Native Youth Olympics (NYO) Coach         | 2     | \$1,182.00 | 100.440.700.000.xxx |
| Cultural | World Eskimo Indian Olympics (WEIO) Coach | 2     | \$1,182.00 | 100.440.700.000.xxx |
| Activity | Academic Activities Facilitator           | 9     | \$8,264.00 | 100.440.700.000.xxx |
| Activity | Basketball HS Boys Head Coach             | 9     | \$8,264.00 | 100.440.700.000.xxx |
| Activity | Basketball HS Boys Assistant Coach        | 6     | \$4,723.00 | 100.440.700.000.xxx |
| Activity | Basketball HS Girls Head Coach            | 9     | \$8,264.00 | 100.440.700.000.xxx |
| Activity | Basketball HS Girls Assistant Coach       | 6     | \$4,723.00 | 100.440.700.000.xxx |



# Tikiq School

## Added Duty Contracts - Continued

| Category | Added Duty                     | Range | Amount     | Account Code        |
|----------|--------------------------------|-------|------------|---------------------|
| Activity | Basketball MS Boys Head Coach  | 5     | \$3,543.00 | 100.440.700.000.xxx |
| Activity | Basketball MS Girls Head Coach | 5     | \$3,543.00 | 100.440.700.000.xxx |
| Activity | Basketball MS Assistant Coach  | 4     | \$2,361.00 | 100.440.700.000.xxx |
| Activity | Cross Country Head Coach       | 5     | \$3,543.00 | 100.440.700.000.xxx |
| Activity | Cross Country MS Coach         | 3     | \$1,766.00 | 100.440.700.000.xxx |
| Activity | Volleyball HS Coach            | 4     | \$2,361.00 | 100.440.700.000.xxx |
| Activity | Volleyball MS Coach            | 2     | \$1,182.00 | 100.440.700.000.xxx |

North Slope Borough School District  
Nuiqsut Trapper School  
Operating Budget FY25  
Location 450

| Account             | LOC | FUNC | FUNC2 | OBJ | Description              | Budget     |
|---------------------|-----|------|-------|-----|--------------------------|------------|
| 100.450.100.000.315 | 450 | 100  | 100   | 315 | TEACHERS                 | 909,406.51 |
| 100.450.100.000.323 | 450 | 100  | 100   | 323 | AIDES                    | 58,446.00  |
| 100.450.100.000.361 | 450 | 100  | 100   | 361 | INSURANCE LIFE & HEALTH  | 200,649.36 |
| 100.450.100.000.362 | 450 | 100  | 100   | 362 | UNEMPLOYMENT INSURANCE   | 1,780.12   |
| 100.450.100.000.363 | 450 | 100  | 100   | 363 | WORKERS' COMPENSATION    | 22,066.69  |
| 100.450.100.000.364 | 450 | 100  | 100   | 364 | FICA CONTRIBUTION        | 17,449.88  |
| 100.450.100.000.365 | 450 | 100  | 100   | 365 | TEACHERS' RETIREMENT TRS | 106,628.29 |
| 100.450.100.000.366 | 450 | 100  | 100   | 366 | PUBLIC EMPLOYEE RET PERS | 12,858.12  |
| 100.450.100.000.450 | 450 | 100  | 100   | 450 | SUPPLIES/MATERIALS/MEDIA | 38,300.00  |
| 100.450.110.000.315 | 450 | 110  | 100   | 315 | TEACHERS                 | 91,889.32  |
| 100.450.110.000.361 | 450 | 110  | 100   | 361 | INSURANCE LIFE & HEALTH  | 14,580.00  |
| 100.450.110.000.362 | 450 | 110  | 100   | 362 | UNEMPLOYMENT INSURANCE   | 165.84     |
| 100.450.110.000.363 | 450 | 110  | 100   | 363 | WORKERS' COMPENSATION    | 2,095.08   |
| 100.450.110.000.364 | 450 | 110  | 100   | 364 | FICA CONTRIBUTION        | 1,302.77   |
| 100.450.110.000.365 | 450 | 110  | 100   | 365 | TEACHERS' RETIREMENT TRS | 10,771.33  |
| 100.450.120.000.318 | 450 | 120  | 100   | 318 | CERTIFIED SPECIALISTS    | 185,291.00 |
| 100.450.120.000.361 | 450 | 120  | 100   | 361 | INSURANCE LIFE & HEALTH  | 44,881.20  |
| 100.450.120.000.362 | 450 | 120  | 100   | 362 | UNEMPLOYMENT INSURANCE   | 335.67     |
| 100.450.120.000.363 | 450 | 120  | 100   | 363 | WORKERS' COMPENSATION    | 4,224.60   |
| 100.450.120.000.364 | 450 | 120  | 100   | 364 | FICA CONTRIBUTION        | 2,714.21   |
| 100.450.120.000.365 | 450 | 120  | 100   | 365 | TEACHERS' RETIREMENT TRS | 19,692.95  |
| 100.450.200.000.315 | 450 | 200  | 200   | 315 | TEACHERS                 | 94,173.05  |
| 100.450.200.000.323 | 450 | 200  | 200   | 323 | AIDES                    | 67,126.96  |
| 100.450.200.000.361 | 450 | 200  | 200   | 361 | INSURANCE LIFE & HEALTH  | 20,580.00  |
| 100.450.200.000.362 | 450 | 200  | 200   | 362 | UNEMPLOYMENT INSURANCE   | 304.06     |
| 100.450.200.000.363 | 450 | 200  | 200   | 363 | WORKERS' COMPENSATION    | 3,677.66   |
| 100.450.200.000.364 | 450 | 200  | 200   | 364 | FICA CONTRIBUTION        | 6,471.10   |
| 100.450.200.000.365 | 450 | 200  | 200   | 365 | TEACHERS' RETIREMENT TRS | 11,262.96  |
| 100.450.200.000.366 | 450 | 200  | 200   | 366 | PUBLIC EMPLOYEE RET PERS | 14,767.93  |
| 100.450.300.000.323 | 450 | 300  | 300   | 323 | AIDES                    | 44,536.43  |
| 100.450.300.000.361 | 450 | 300  | 300   | 361 | INSURANCE LIFE & HEALTH  | 58,202.20  |
| 100.450.300.000.362 | 450 | 300  | 300   | 362 | UNEMPLOYMENT INSURANCE   | 75.33      |
| 100.450.300.000.363 | 450 | 300  | 300   | 363 | WORKERS' COMPENSATION    | 1,015.36   |
| 100.450.300.000.364 | 450 | 300  | 300   | 364 | FICA CONTRIBUTION        | 3,152.87   |
| 100.450.300.000.366 | 450 | 300  | 300   | 366 | PUBLIC EMPLOYEE RET PERS | 9,798.11   |
| 100.450.320.000.318 | 450 | 320  | 300   | 318 | CERTIFIED SPECIALISTS    | 92,025.00  |
| 100.450.320.000.361 | 450 | 320  | 300   | 361 | INSURANCE LIFE & HEALTH  | 288.00     |
| 100.450.320.000.362 | 450 | 320  | 300   | 362 | UNEMPLOYMENT INSURANCE   | 170.04     |
| 100.450.320.000.363 | 450 | 320  | 300   | 363 | WORKERS' COMPENSATION    | 2,098.20   |
| 100.450.320.000.364 | 450 | 320  | 300   | 364 | FICA CONTRIBUTION        | 1,334.92   |
| 100.450.320.000.365 | 450 | 320  | 300   | 365 | TEACHERS' RETIREMENT TRS | 10,993.20  |
| 100.450.352.000.323 | 450 | 352  | 350   | 323 | AIDES                    | 15,435.28  |

North Slope Borough School District  
Nuiqsut Trapper School  
Operating Budget FY25  
Location 450

| Account             | LOC | FUNC | FUNC2 | OBJ | Description               | Budget     |
|---------------------|-----|------|-------|-----|---------------------------|------------|
| 100.450.352.000.361 | 450 | 352  | 350   | 361 | INSURANCE LIFE & HEALTH   | 240.00     |
| 100.450.352.000.362 | 450 | 352  | 350   | 362 | UNEMPLOYMENT INSURANCE    | 28.84      |
| 100.450.352.000.363 | 450 | 352  | 350   | 363 | WORKERS' COMPENSATION     | 352.01     |
| 100.450.352.000.364 | 450 | 352  | 350   | 364 | FICA CONTRIBUTION         | 1,180.76   |
| 100.450.352.000.366 | 450 | 352  | 350   | 366 | PUBLIC EMPLOYEE RET PERS  | 3,395.79   |
| 100.450.400.000.313 | 450 | 400  | 400   | 313 | PRINCIPAL/ASST PRINCIPAL  | 276,142.00 |
| 100.450.400.000.361 | 450 | 400  | 400   | 361 | INSURANCE LIFE & HEALTH   | 29,981.52  |
| 100.450.400.000.362 | 450 | 400  | 400   | 362 | UNEMPLOYMENT INSURANCE    | 503.00     |
| 100.450.400.000.363 | 450 | 400  | 400   | 363 | WORKERS' COMPENSATION     | 6,296.04   |
| 100.450.400.000.364 | 450 | 400  | 400   | 364 | FICA CONTRIBUTION         | 3,984.67   |
| 100.450.400.000.365 | 450 | 400  | 400   | 365 | TEACHERS' RETIREMENT TRS  | 33,691.19  |
| 100.450.400.000.433 | 450 | 400  | 400   | 433 | COMMUNICATIONS/PHONE/POST | 12,000.00  |
| 100.450.400.000.441 | 450 | 400  | 400   | 441 | RENTALS                   | 12,000.00  |
| 100.450.400.000.450 | 450 | 400  | 400   | 450 | SUPPLIES/MATERIALS/MEDIA  | 2,600.00   |
| 100.450.400.000.458 | 450 | 400  | 400   | 458 | GAS & OIL                 | 2,500.00   |
| 100.450.400.000.490 | 450 | 400  | 400   | 490 | OTHER EXPENSES            | 1,000.00   |
| 100.450.450.000.324 | 450 | 450  | 450   | 324 | SUPPORT STAFF             | 43,247.18  |
| 100.450.450.000.361 | 450 | 450  | 450   | 361 | INSURANCE LIFE & HEALTH   | 25,251.00  |
| 100.450.450.000.362 | 450 | 450  | 450   | 362 | UNEMPLOYMENT INSURANCE    | 75.64      |
| 100.450.450.000.363 | 450 | 450  | 450   | 363 | WORKERS' COMPENSATION     | 985.94     |
| 100.450.450.000.364 | 450 | 450  | 450   | 364 | FICA CONTRIBUTION         | 3,156.31   |
| 100.450.450.000.366 | 450 | 450  | 450   | 366 | PUBLIC EMPLOYEE RET PERS  | 9,514.47   |
| 100.450.600.000.325 | 450 | 600  | 600   | 325 | MAINTENANCE/CUSTODIAL     | 142,423.54 |
| 100.450.600.000.361 | 450 | 600  | 600   | 361 | INSURANCE LIFE & HEALTH   | 136,376.12 |
| 100.450.600.000.362 | 450 | 600  | 600   | 362 | UNEMPLOYMENT INSURANCE    | 245.57     |
| 100.450.600.000.363 | 450 | 600  | 600   | 363 | WORKERS' COMPENSATION     | 3,247.36   |
| 100.450.600.000.364 | 450 | 600  | 600   | 364 | FICA CONTRIBUTION         | 10,267.58  |
| 100.450.600.000.366 | 450 | 600  | 600   | 366 | PUBLIC EMPLOYEE RET PERS  | 31,333.30  |
| 100.450.600.000.410 | 450 | 600  | 600   | 410 | PROFESSIONAL & TECHNICAL  | 12,000.00  |
| 100.450.600.000.431 | 450 | 600  | 600   | 431 | WATER & SEWER             | 16,500.00  |
| 100.450.600.000.433 | 450 | 600  | 600   | 433 | COMMUNICATIONS/PHONE/POST | 4,500.00   |
| 100.450.600.000.435 | 450 | 600  | 600   | 435 | ELECTRICITY               | 210,000.00 |
| 100.450.600.000.436 | 450 | 600  | 600   | 436 | FUEL OIL/NATURAL GAS      | 12,000.00  |
| 100.450.600.000.443 | 450 | 600  | 600   | 443 | EQUIPMENT REPAIR & MAINT  | 8,800.00   |
| 100.450.600.000.452 | 450 | 600  | 600   | 452 | MAINTENANCE SUPPLIES      | 29,200.00  |
| 100.450.600.000.458 | 450 | 600  | 600   | 458 | GAS & OIL                 | 7,500.00   |
| 100.450.601.000.325 | 450 | 601  | 600   | 325 | MAINTENANCE/CUSTODIAL     | 134,733.38 |
| 100.450.601.000.361 | 450 | 601  | 600   | 361 | INSURANCE LIFE & HEALTH   | 19,650.00  |
| 100.450.601.000.362 | 450 | 601  | 600   | 362 | UNEMPLOYMENT INSURANCE    | 260.72     |
| 100.450.601.000.363 | 450 | 601  | 600   | 363 | WORKERS' COMPENSATION     | 3,072.00   |
| 100.450.601.000.364 | 450 | 601  | 600   | 364 | FICA CONTRIBUTION         | 10,192.94  |
| 100.450.601.000.366 | 450 | 601  | 600   | 366 | PUBLIC EMPLOYEE RET PERS  | 29,641.34  |

North Slope Borough School District  
 Nuiqsut Trapper School  
 Operating Budget FY25  
 Location 450

| Account             | LOC | FUNC | FUNC2 | OBJ | Description             | Budget       |
|---------------------|-----|------|-------|-----|-------------------------|--------------|
| 100.450.601.000.453 | 450 | 601  | 600   | 453 | JANITORIAL SUPPLIES     | 21,500.00    |
| 100.450.700.000.316 | 450 | 700  | 700   | 316 | EXTRA DUTY PAY          | 28,617.56    |
| 100.450.700.000.329 | 450 | 700  | 700   | 329 | SUBSTITUTE/TEMPORARIES  | 17,766.00    |
| 100.450.700.000.361 | 450 | 700  | 700   | 361 | INSURANCE LIFE & HEALTH | 8,549.99     |
| Total Expenditures  |     |      |       |     |                         | 3,569,521.36 |

**North Slope Borough School District  
Nuiqsut Trapper School  
Operating Budget FY25  
Location 450**

| Description                     | Classification      | Budget Type  | Amount    | FTE    | Fund | Location | Function | Program | Object |
|---------------------------------|---------------------|--------------|-----------|--------|------|----------|----------|---------|--------|
| 4th Teacher                     | Certified Non-Admin | Position     | \$80,432  | 1.0000 | 100  | 450      | 100      | 0       | 315    |
| In-Service Pay                  | Certified Non-Admin | Supplemental | \$1,575   | 0.0000 | 100  | 450      | 100      | 0       | 315    |
| Rural Stipend - Teachers        | Certified Non-Admin | Supplemental | \$4,500   | 0.0000 | 100  | 450      | 100      | 0       | 315    |
| Rural Stipend - Teachers        | Certified Non-Admin | Supplemental | \$4,500   | 0.0000 | 100  | 450      | 100      | 0       | 315    |
| 7th-12th Math Teacher           | Certified Non-Admin | Position     | \$78,017  | 1.0000 | 100  | 450      | 100      | 0       | 315    |
| Rural Stipend - Teachers        | Certified Non-Admin | Supplemental | \$4,500   | 0.0000 | 100  | 450      | 100      | 0       | 315    |
| K Teacher                       | Certified Non-Admin | Position     | \$67,078  | 1.0000 | 100  | 450      | 100      | 0       | 315    |
| In-Service Pay                  | Certified Non-Admin | Supplemental | \$1,307   | 0.0000 | 100  | 450      | 100      | 0       | 315    |
| Rural Stipend - Teachers        | Certified Non-Admin | Supplemental | \$4,500   | 0.0000 | 100  | 450      | 100      | 0       | 315    |
| 6th Teacher                     | Certified Non-Admin | Position     | \$96,697  | 1.0000 | 100  | 450      | 100      | 0       | 315    |
| Rural Stipend - Teachers        | Certified Non-Admin | Supplemental | \$4,500   | 0.0000 | 100  | 450      | 100      | 0       | 315    |
| 7th-12th Science Teacher        | Certified Non-Admin | Position     | \$67,078  | 1.0000 | 100  | 450      | 100      | 0       | 315    |
| Rural Stipend - Teachers        | Certified Non-Admin | Supplemental | \$4,500   | 0.0000 | 100  | 450      | 100      | 0       | 315    |
| Rural Stipend - Teachers        | Certified Non-Admin | Supplemental | \$4,500   | 0.0000 | 100  | 450      | 100      | 0       | 315    |
| 6th-12th Eng Lang Teacher       | Certified Non-Admin | Position     | \$95,050  | 1.0000 | 100  | 450      | 100      | 0       | 315    |
| Rural Stipend - Teachers        | Certified Non-Admin | Supplemental | \$4,500   | 0.0000 | 100  | 450      | 100      | 0       | 315    |
| 3rd Teacher                     | Certified Non-Admin | Position     | \$85,759  | 1.0000 | 100  | 450      | 100      | 0       | 315    |
| In-Service Pay                  | Certified Non-Admin | Supplemental | \$1,527   | 0.0000 | 100  | 450      | 100      | 0       | 315    |
| Rural Stipend - Teachers        | Certified Non-Admin | Supplemental | \$4,500   | 0.0000 | 100  | 450      | 100      | 0       | 315    |
| 1st Teacher                     | Certified Non-Admin | Position     | \$87,525  | 1.0000 | 100  | 450      | 100      | 0       | 315    |
| In-Service Pay                  | Certified Non-Admin | Supplemental | \$1,683   | 0.0000 | 100  | 450      | 100      | 0       | 315    |
| Rural Stipend - Teachers        | Certified Non-Admin | Supplemental | \$4,500   | 0.0000 | 100  | 450      | 100      | 0       | 315    |
| In-Service Pay                  | Certified Non-Admin | Supplemental | \$1,718   | 0.0000 | 100  | 450      | 100      | 0       | 315    |
| Rural Stipend                   | Certified Non-Admin | Supplemental | \$4,500   | 0.0000 | 100  | 450      | 100      | 0       | 315    |
| 5th Teacher                     | Certified Non-Admin | Position     | \$78,017  | 1.0000 | 100  | 450      | 100      | 0       | 315    |
| In-Service Pay                  | Certified Non-Admin | Supplemental | \$1,527   | 0.0000 | 100  | 450      | 100      | 0       | 315    |
| Rural Stipend - Teachers        | Certified Non-Admin | Supplemental | \$4,500   | 0.0000 | 100  | 450      | 100      | 0       | 315    |
| 7th-12th Social Studies Teacher | Certified Non-Admin | Position     | \$85,759  | 1.0000 | 100  | 450      | 100      | 0       | 315    |
| Rural Stipend - Teachers        | Certified Non-Admin | Supplemental | \$4,500   | 0.0000 | 100  | 450      | 100      | 0       | 315    |
| 2nd Teacher                     | Certified Non-Admin | Position     | \$20,157  | 1.0000 | 100  | 450      | 100      | 0       | 315    |
| Para Instructional              | Classified          | Position     | \$29,223  | 0.5000 | 100  | 450      | 100      | 0       | 323    |
| Para Instructional              | Classified          | Position     | \$29,223  | 0.5000 | 100  | 450      | 100      | 0       | 323    |
| ECE Teacher                     | Certified Non-Admin | Position     | \$85,759  | 1.0000 | 100  | 450      | 110      | 0       | 315    |
| In-Service Pay                  | Certified Non-Admin | Supplemental | \$1,630   | 0.0000 | 100  | 450      | 110      | 0       | 315    |
| Rural Stipend - Teachers        | Certified Non-Admin | Supplemental | \$4,500   | 0.0000 | 100  | 450      | 110      | 0       | 315    |
| ILT Teacher                     | Certified Non-Admin | Position     | \$78,017  | 1.0000 | 100  | 450      | 120      | 0       | 318    |
| Residential Stipend             | Certified Non-Admin | Supplemental | \$12,000  | 0.0000 | 100  | 450      | 120      | 0       | 318    |
| ILT Teacher                     | Certified Non-Admin | Position     | \$78,774  | 1.0000 | 100  | 450      | 120      | 0       | 318    |
| Residential Stipend             | Certified Non-Admin | Supplemental | \$12,000  | 0.0000 | 100  | 450      | 120      | 0       | 318    |
| Rural Stipend - Teachers        | Certified Non-Admin | Supplemental | \$4,500   | 0.0000 | 100  | 450      | 120      | 0       | 318    |
| SPED Teacher                    | Certified Non-Admin | Position     | \$87,525  | 1.0000 | 100  | 450      | 200      | 0       | 315    |
| In-Service Pay                  | Certified Non-Admin | Supplemental | \$2,148   | 0.0000 | 100  | 450      | 200      | 0       | 315    |
| Rural Stipend - Teachers        | Certified Non-Admin | Supplemental | \$4,500   | 0.0000 | 100  | 450      | 200      | 0       | 315    |
| Intensive SPED Aide             | Classified          | Position     | \$32,389  | 1.0000 | 100  | 450      | 200      | 0       | 323    |
| Intensive SPED Aide             | Classified          | Position     | \$34,738  | 1.0000 | 100  | 450      | 200      | 0       | 323    |
| Home School Facilitator         | Classified          | Position     | \$44,536  | 1.0000 | 100  | 450      | 300      | 0       | 323    |
| Counselor                       | Certified Non-Admin | Position     | \$87,525  | 1.0000 | 100  | 450      | 320      | 0       | 318    |
| Rural Stipend - Teachers        | Certified Non-Admin | Supplemental | \$4,500   | 0.0000 | 100  | 450      | 320      | 0       | 318    |
| Para Library                    | Classified          | Position     | \$15,435  | 0.5000 | 100  | 450      | 352      | 0       | 323    |
| Principal                       | Certified Admin     | Position     | \$146,122 | 1.0000 | 100  | 450      | 400      | 0       | 313    |
| Communication Stipend           | Certified Admin     | Supplemental | \$2,400   | 0.0000 | 100  | 450      | 400      | 0       | 313    |
| Rural Stipend - Principals      | Certified Admin     | Supplemental | \$5,500   | 0.0000 | 100  | 450      | 400      | 0       | 313    |
| Assistant Principal             | Certified Admin     | Position     | \$122,120 | 1.0000 | 100  | 450      | 400      | 0       | 313    |
| Secretary II                    | Classified          | Position     | \$43,247  | 1.0000 | 100  | 450      | 450      | 0       | 324    |
| Maintenance Worker III YR       | Certified Non-Admin | Position     | \$74,120  | 1.0000 | 100  | 450      | 600      | 0       | 325    |
| Plant Manager                   | Classified          | Position     | \$68,304  | 1.0000 | 100  | 450      | 600      | 0       | 325    |
| Maintenance Worker I SY         | Classified          | Position     | \$35,440  | 1.0000 | 100  | 450      | 601      | 0       | 325    |
| Cook Helper/Maint I YR          | Classified          | Position     | \$21,255  | 1.0000 | 100  | 450      | 601      | 0       | 325    |
| Maintenance Worker I SY         | Classified          | Position     | \$32,389  | 0.5000 | 100  | 450      | 601      | 0       | 325    |
| Maintenance Worker I YR         | Classified          | Position     | \$45,650  | 1.0000 | 100  | 450      | 601      | 0       | 325    |

\$2,154,876 29.0000





# Nuiqsut Trapper School Added Duty Contracts

| Category | Added Duty                                | Range | Amount     | Account Code        |
|----------|---|-------|------------|---------------------|
| Support  | Building Test Coordinator                 | 3     | \$1,766.00 | 100.200.351.000.xxx |
| Support  | Site Technologist                         | 9     | \$8,264.00 | 100.200.355.000.xxx |
| Academic | Battle of the Books                       | 2     | \$1,182.00 | 100.450.700.000.xxx |
| Academic | Class Advisor, 12th Grade                 | 3     | \$1,766.00 | 100.450.700.000.xxx |
| Academic | Robotics                                  | 3     | \$1,766.00 | 100.450.700.000.xxx |
| Academic | Science Fair                              | 3     | \$1,766.00 | 100.450.700.000.xxx |
| Academic | Student Council Advisor                   | 4     | \$2,361.00 | 100.450.700.000.xxx |
| Academic | Student Store Advisor                     | 5     | \$3,543.00 | 100.450.700.000.xxx |
| Academic | Yearbook Advisor (150+ Students)          | 5     | \$3,543.00 | 100.450.700.000.xxx |
| Cultural | Elders Youth (AFN) Coach                  | 2     | \$1,182.00 | 100.450.700.000.xxx |
| Cultural | Iñupiat Dancing                           | 4     | \$2,361.00 | 100.450.700.000.xxx |
| Cultural | Iñupiat Spelling Bee                      | 2     | \$1,182.00 | 100.450.700.000.xxx |
| Cultural | Junior Native Youth Olympics (JNYO) Coach | 2     | \$1,182.00 | 100.450.700.000.xxx |
| Cultural | Native Youth Olympics (NYO) Coach         | 2     | \$1,182.00 | 100.450.700.000.xxx |
| Cultural | World Eskimo Indian Olympics (WEIO) Coach | 2     | \$1,182.00 | 100.450.700.000.xxx |
| Activity | Academic Activities Facilitator           | 9     | \$8,264.00 | 100.450.700.000.xxx |
| Activity | Basketball Boys Head Coach                | 7     | \$5,904.00 | 100.450.700.000.xxx |
| Activity | Basketball Girls Head Coach               | 7     | \$5,904.00 | 100.450.700.000.xxx |
| Activity | Basketball MS Coach                       | 2     | \$1,182.00 | 100.450.700.000.xxx |
| Activity | Cross Country HS Coach                    | 4     | \$2,361.00 | 100.450.700.000.xxx |
| Activity | Cross Country MS Coach                    | 3     | \$1,766.00 | 100.450.700.000.xxx |
| Activity | Volleyball HS Coach                       | 4     | \$2,361.00 | 100.450.700.000.xxx |
| Activity | Volleyball MS Coach                       | 2     | \$1,182.00 | 100.450.700.000.xxx |

North Slope Borough School District

North Slope Borough School District  
Kali School  
Operating Budget FY25  
Location 460

| Account             | LOC | FUNC | FUNC2 | OBJ | Description              | Budget     |
|---------------------|-----|------|-------|-----|--------------------------|------------|
| 100.460.100.000.315 | 460 | 100  | 100   | 315 | TEACHERS                 | 811,204.64 |
| 100.460.100.000.323 | 460 | 100  | 100   | 323 | AIDES                    | 56,810.85  |
| 100.460.100.000.361 | 460 | 100  | 100   | 361 | INSURANCE LIFE & HEALTH  | 186,742.32 |
| 100.460.100.000.362 | 460 | 100  | 100   | 362 | UNEMPLOYMENT INSURANCE   | 1,522.64   |
| 100.460.100.000.363 | 460 | 100  | 100   | 363 | WORKERS' COMPENSATION    | 19,790.61  |
| 100.460.100.000.364 | 460 | 100  | 100   | 364 | FICA CONTRIBUTION        | 15,693.36  |
| 100.460.100.000.365 | 460 | 100  | 100   | 365 | TEACHERS' RETIREMENT TRS | 96,000.28  |
| 100.460.100.000.366 | 460 | 100  | 100   | 366 | PUBLIC EMPLOYEE RET PERS | 12,498.35  |
| 100.460.100.000.450 | 460 | 100  | 100   | 450 | SUPPLIES/MATERIALS/MEDIA | 24,000.00  |
| 100.460.110.000.315 | 460 | 110  | 100   | 315 | TEACHERS                 | 82,517.00  |
| 100.460.110.000.361 | 460 | 110  | 100   | 361 | INSURANCE LIFE & HEALTH  | 30,301.20  |
| 100.460.110.000.362 | 460 | 110  | 100   | 362 | UNEMPLOYMENT INSURANCE   | 147.12     |
| 100.460.110.000.363 | 460 | 110  | 100   | 363 | WORKERS' COMPENSATION    | 1,881.36   |
| 100.460.110.000.364 | 460 | 110  | 100   | 364 | FICA CONTRIBUTION        | 1,158.07   |
| 100.460.110.000.365 | 460 | 110  | 100   | 365 | TEACHERS' RETIREMENT TRS | 9,798.95   |
| 100.460.120.000.318 | 460 | 120  | 100   | 318 | CERTIFIED SPECIALISTS    | 82,517.00  |
| 100.460.120.000.323 | 460 | 120  | 100   | 323 | AIDES                    | 33,033.45  |
| 100.460.120.000.361 | 460 | 120  | 100   | 361 | INSURANCE LIFE & HEALTH  | 52,693.92  |
| 100.460.120.000.362 | 460 | 120  | 100   | 362 | UNEMPLOYMENT INSURANCE   | 206.66     |
| 100.460.120.000.363 | 460 | 120  | 100   | 363 | WORKERS' COMPENSATION    | 2,634.48   |
| 100.460.120.000.364 | 460 | 120  | 100   | 364 | FICA CONTRIBUTION        | 3,791.50   |
| 100.460.120.000.365 | 460 | 120  | 100   | 365 | TEACHERS' RETIREMENT TRS | 9,798.95   |
| 100.460.120.000.366 | 460 | 120  | 100   | 366 | PUBLIC EMPLOYEE RET PERS | 7,267.36   |
| 100.460.200.000.315 | 460 | 200  | 200   | 315 | TEACHERS                 | 108,299.00 |
| 100.460.200.000.323 | 460 | 200  | 200   | 323 | AIDES                    | 29,223.00  |
| 100.460.200.000.361 | 460 | 200  | 200   | 361 | INSURANCE LIFE & HEALTH  | 17,580.00  |
| 100.460.200.000.362 | 460 | 200  | 200   | 362 | UNEMPLOYMENT INSURANCE   | 254.29     |
| 100.460.200.000.363 | 460 | 200  | 200   | 363 | WORKERS' COMPENSATION    | 3,135.52   |
| 100.460.200.000.364 | 460 | 200  | 200   | 364 | FICA CONTRIBUTION        | 3,782.99   |
| 100.460.200.000.365 | 460 | 200  | 200   | 365 | TEACHERS' RETIREMENT TRS | 13,037.15  |
| 100.460.200.000.366 | 460 | 200  | 200   | 366 | PUBLIC EMPLOYEE RET PERS | 6,429.06   |
| 100.460.320.000.318 | 460 | 320  | 300   | 318 | CERTIFIED SPECIALISTS    | 55,288.40  |
| 100.460.320.000.361 | 460 | 320  | 300   | 361 | INSURANCE LIFE & HEALTH  | 3,000.00   |
| 100.460.320.000.362 | 460 | 320  | 300   | 362 | UNEMPLOYMENT INSURANCE   | 165.87     |
| 100.460.320.000.363 | 460 | 320  | 300   | 363 | WORKERS' COMPENSATION    | 1,260.58   |
| 100.460.320.000.364 | 460 | 320  | 300   | 364 | FICA CONTRIBUTION        | 801.68     |
| 100.460.320.000.365 | 460 | 320  | 300   | 365 | TEACHERS' RETIREMENT TRS | 6,944.22   |
| 100.460.400.000.313 | 460 | 400  | 400   | 313 | PRINCIPAL/ASST PRINCIPAL | 138,534.00 |
| 100.460.400.000.361 | 460 | 400  | 400   | 361 | INSURANCE LIFE & HEALTH  | 33,159.72  |
| 100.460.400.000.362 | 460 | 400  | 400   | 362 | UNEMPLOYMENT INSURANCE   | 250.76     |
| 100.460.400.000.363 | 460 | 400  | 400   | 363 | WORKERS' COMPENSATION    | 3,158.52   |
| 100.460.400.000.364 | 460 | 400  | 400   | 364 | FICA CONTRIBUTION        | 1,976.47   |

North Slope Borough School District  
 Kali School  
 Operating Budget FY25  
 Location 460

| Account             | LOC | FUNC | FUNC2 | OBJ | Description               | Budget       |
|---------------------|-----|------|-------|-----|---------------------------|--------------|
| 100.460.400.000.365 | 460 | 400  | 400   | 365 | TEACHERS' RETIREMENT TRS  | 16,407.60    |
| 100.460.400.000.433 | 460 | 400  | 400   | 433 | COMMUNICATIONS/PHONE/POST | 12,500.00    |
| 100.460.400.000.441 | 460 | 400  | 400   | 441 | RENTALS                   | 12,000.00    |
| 100.460.400.000.450 | 460 | 400  | 400   | 450 | SUPPLIES/MATERIALS/MEDIA  | 1,900.00     |
| 100.460.450.000.324 | 460 | 450  | 450   | 324 | SUPPORT STAFF             | 47,573.33    |
| 100.460.450.000.361 | 460 | 450  | 450   | 361 | INSURANCE LIFE & HEALTH   | 25,251.00    |
| 100.460.450.000.362 | 460 | 450  | 450   | 362 | UNEMPLOYMENT INSURANCE    | 83.48        |
| 100.460.450.000.363 | 460 | 450  | 450   | 363 | WORKERS' COMPENSATION     | 1,084.69     |
| 100.460.450.000.364 | 460 | 450  | 450   | 364 | FICA CONTRIBUTION         | 3,487.67     |
| 100.460.450.000.366 | 460 | 450  | 450   | 366 | PUBLIC EMPLOYEE RET PERS  | 10,466.22    |
| 100.460.600.000.321 | 460 | 600  | 600   | 321 | DIRECTOR/COORD/MANAGER    | 74,840.97    |
| 100.460.600.000.325 | 460 | 600  | 600   | 325 | MAINTENANCE/CUSTODIAL     | 83,382.00    |
| 100.460.600.000.361 | 460 | 600  | 600   | 361 | INSURANCE LIFE & HEALTH   | 13,827.00    |
| 100.460.600.000.362 | 460 | 600  | 600   | 362 | UNEMPLOYMENT INSURANCE    | 302.36       |
| 100.460.600.000.363 | 460 | 600  | 600   | 363 | WORKERS' COMPENSATION     | 3,607.51     |
| 100.460.600.000.364 | 460 | 600  | 600   | 364 | FICA CONTRIBUTION         | 11,987.82    |
| 100.460.600.000.366 | 460 | 600  | 600   | 366 | PUBLIC EMPLOYEE RET PERS  | 32,829.11    |
| 100.460.600.000.410 | 460 | 600  | 600   | 410 | PROFESSIONAL & TECHNICAL  | 14,000.00    |
| 100.460.600.000.431 | 460 | 600  | 600   | 431 | WATER & SEWER             | 18,000.00    |
| 100.460.600.000.433 | 460 | 600  | 600   | 433 | COMMUNICATIONS/PHONE/POST | 2,000.00     |
| 100.460.600.000.435 | 460 | 600  | 600   | 435 | ELECTRICITY               | 126,000.00   |
| 100.460.600.000.443 | 460 | 600  | 600   | 443 | EQUIPMENT REPAIR & MAINT  | 5,500.00     |
| 100.460.600.000.452 | 460 | 600  | 600   | 452 | MAINTENANCE SUPPLIES      | 17,900.00    |
| 100.460.600.000.458 | 460 | 600  | 600   | 458 | GAS & OIL                 | 8,000.00     |
| 100.460.601.000.325 | 460 | 601  | 600   | 325 | MAINTENANCE/CUSTODIAL     | 139,752.69   |
| 100.460.601.000.361 | 460 | 601  | 600   | 361 | INSURANCE LIFE & HEALTH   | 28,257.00    |
| 100.460.601.000.362 | 460 | 601  | 600   | 362 | UNEMPLOYMENT INSURANCE    | 250.31       |
| 100.460.601.000.363 | 460 | 601  | 600   | 363 | WORKERS' COMPENSATION     | 3,186.32     |
| 100.460.601.000.364 | 460 | 601  | 600   | 364 | FICA CONTRIBUTION         | 10,430.68    |
| 100.460.601.000.366 | 460 | 601  | 600   | 366 | PUBLIC EMPLOYEE RET PERS  | 30,745.81    |
| 100.460.601.000.453 | 460 | 601  | 600   | 453 | JANITORIAL SUPPLIES       | 13,700.00    |
| 100.460.700.000.316 | 460 | 700  | 700   | 316 | EXTRA DUTY PAY            | 27,935.26    |
| 100.460.700.000.329 | 460 | 700  | 700   | 329 | SUBSTITUTE/TEMPORARIES    | 17,342.42    |
| 100.460.700.000.361 | 460 | 700  | 700   | 361 | INSURANCE LIFE & HEALTH   | 8,346.14     |
| Total Expended      |     |      |       |     |                           | 2,791,168.69 |

**North Slope Borough School District**  
**Kali School**  
**Operating Budget FY25**  
**Location 460**

| Description                     | Classification      | Budget Type  | Amount    | FTE    | Fund | Location | Function | Program | Object |
|---------------------------------|---------------------|--------------|-----------|--------|------|----------|----------|---------|--------|
| K-1st Teacher                   | Certified Non-Admin | Position     | \$73,641  | 1.0000 | 100  | 460      | 100      | 0       | 315    |
| In-Service Pay                  | Certified Non-Admin | Supplemental | \$1,439   | 0.0000 | 100  | 460      | 100      | 0       | 315    |
| Rural Stipend - Teachers        | Certified Non-Admin | Supplemental | \$4,500   | 0.0000 | 100  | 460      | 100      | 0       | 315    |
| 3rd-4th Teacher                 | Certified Non-Admin | Position     | \$90,134  | 1.0000 | 100  | 460      | 100      | 0       | 315    |
| Rural Stipend - Teachers        | Certified Non-Admin | Supplemental | \$4,500   | 0.0000 | 100  | 460      | 100      | 0       | 315    |
| 2nd-3rd Teacher                 | Certified Non-Admin | Position     | \$87,525  | 1.0000 | 100  | 460      | 100      | 0       | 315    |
| In-Service Pay                  | Certified Non-Admin | Supplemental | \$1,718   | 0.0000 | 100  | 460      | 100      | 0       | 315    |
| Rural Stipend - Teachers        | Certified Non-Admin | Supplemental | \$4,500   | 0.0000 | 100  | 460      | 100      | 0       | 315    |
| Duty Aide                       | Classified          | Position     | \$16,991  | 0.5000 | 100  | 460      | 100      | 0       | 323    |
| Rdg Intervention Teacher        | Certified Non-Admin | Position     | \$96,697  | 1.0000 | 100  | 460      | 100      | 0       | 315    |
| Rural Stipend - Teachers        | Certified Non-Admin | Supplemental | \$4,500   | 0.0000 | 100  | 460      | 100      | 0       | 315    |
| 6th-12th ELA Teacher            | Certified Non-Admin | Position     | \$83,149  | 1.0000 | 100  | 460      | 100      | 0       | 315    |
| In-Service Pay                  | Certified Non-Admin | Supplemental | \$1,630   | 0.0000 | 100  | 460      | 100      | 0       | 315    |
| Rural Stipend - Teachers        | Certified Non-Admin | Supplemental | \$4,500   | 0.0000 | 100  | 460      | 100      | 0       | 315    |
| 7th-12th Math/Sci Teacher       | Certified Non-Admin | Position     | \$92,863  | 1.0000 | 100  | 460      | 100      | 0       | 315    |
| In-Service Pay                  | Certified Non-Admin | Supplemental | \$1,826   | 0.0000 | 100  | 460      | 100      | 0       | 315    |
| Rural Stipend - Teachers        | Certified Non-Admin | Supplemental | \$4,500   | 0.0000 | 100  | 460      | 100      | 0       | 315    |
| 5th-6th Teacher                 | Certified Non-Admin | Position     | \$83,149  | 1.0000 | 100  | 460      | 100      | 0       | 315    |
| In-Service Pay                  | Certified Non-Admin | Supplemental | \$1,630   | 0.0000 | 100  | 460      | 100      | 0       | 315    |
| Rural Stipend - Teachers        | Certified Non-Admin | Supplemental | \$4,500   | 0.0000 | 100  | 460      | 100      | 0       | 315    |
| 7th-12th Social Studies Teacher | Certified Non-Admin | Position     | \$72,634  | 1.0000 | 100  | 460      | 100      | 0       | 315    |
| In-Service Pay                  | Certified Non-Admin | Supplemental | \$1,285   | 0.0000 | 100  | 460      | 100      | 0       | 315    |
| Rural Stipend - Teachers        | Certified Non-Admin | Supplemental | \$4,500   | 0.0000 | 100  | 460      | 100      | 0       | 315    |
| Math Intervention Teacher       | Certified Non-Admin | Position     | \$81,384  | 1.0000 | 100  | 460      | 100      | 0       | 315    |
| Rural Stipend - Teachers        | Certified Non-Admin | Supplemental | \$4,500   | 0.0000 | 100  | 460      | 100      | 0       | 315    |
| Para Instructional              | Classified          | Position     | \$30,269  | 1.0000 | 100  | 460      | 100      | 0       | 323    |
| Para Instructional              | Classified          | Position     | \$9,551   | 0.5000 | 100  | 460      | 100      | 0       | 323    |
| ECE Teacher                     | Certified Non-Admin | Position     | \$78,017  | 1.0000 | 100  | 460      | 110      | 0       | 315    |
| Rural Stipend - Teachers        | Certified Non-Admin | Supplemental | \$4,500   | 0.0000 | 100  | 460      | 110      | 0       | 315    |
| K-12th Inupiaq Lang Teacher     | Certified Non-Admin | Position     | \$78,017  | 1.0000 | 100  | 460      | 120      | 0       | 318    |
| Rural Stipend - Teachers        | Certified Non-Admin | Supplemental | \$4,500   | 0.0000 | 100  | 460      | 120      | 0       | 318    |
| Para Inupiaq                    | Classified          | Position     | \$33,033  | 1.0000 | 100  | 460      | 120      | 0       | 323    |
| SPED Teacher                    | Certified Non-Admin | Position     | \$103,799 | 1.0000 | 100  | 460      | 200      | 0       | 315    |
| Rural Stipend - Teachers        | Certified Non-Admin | Supplemental | \$4,500   | 0.0000 | 100  | 460      | 200      | 0       | 315    |
| Para SPED                       | Classified          | Position     | \$29,223  | 1.0000 | 100  | 460      | 200      | 0       | 323    |
| Counselor                       | Certified Non-Admin | Position     | \$55,288  | 1.0000 | 100  | 460      | 320      | 0       | 318    |
| Principal                       | Certified Admin     | Position     | \$130,634 | 1.0000 | 100  | 460      | 400      | 0       | 313    |
| Communication Stipend           | Certified Non-Admin | Supplemental | \$2,400   | 0.0000 | 100  | 460      | 400      | 0       | 313    |
| Rural Stipend - Principals      | Certified Non-Admin | Supplemental | \$5,500   | 0.0000 | 100  | 460      | 400      | 0       | 313    |
| Secretary II                    | Classified          | Position     | \$47,573  | 1.0000 | 100  | 460      | 450      | 0       | 324    |
| Plant Manager                   | Classified          | Position     | \$65,841  | 1.0000 | 100  | 460      | 600      | 0       | 321    |
| Residential Stipend             | Classified          | Supplemental | \$9,000   | 0.0000 | 100  | 460      | 600      | 0       | 321    |
| Maintenance Worker III YR       | Classified          | Position     | \$83,382  | 1.0000 | 100  | 460      | 600      | 0       | 325    |
| Maintenance Worker I YR         | Classified          | Position     | \$44,967  | 1.0000 | 100  | 460      | 601      | 0       | 325    |
| Maintenance Worker I YR         | Classified          | Position     | \$51,539  | 1.0000 | 100  | 460      | 601      | 0       | 325    |
| Maintenance Worker I SY         | Classified          | Position     | \$43,247  | 1.0000 | 100  | 460      | 601      | 0       | 325    |

\$1,742,976 24.0000



# Kali School Added Duty Contracts

| Category | Added Duty                                | Range | Amount     | Account Code        |
|----------|---|-------|------------|---------------------|
| Support  | Building Test Coordinator                 | 3     | \$1,766.00 | 100.200.351.000.xxx |
| Support  | Site Technologist                         | 9     | \$8,264.00 | 100.200.355.000.xxx |
| Academic | Battle of the Books                       | 2     | \$1,182.00 | 100.460.700.000.xxx |
| Academic | Class Advisor, 12th Grade                 | 3     | \$1,766.00 | 100.460.700.000.xxx |
| Academic | Robotics                                  | 3     | \$1,766.00 | 100.460.700.000.xxx |
| Academic | Science Fair                              | 3     | \$1,766.00 | 100.460.700.000.xxx |
| Academic | Student Council Advisor                   | 4     | \$2,361.00 | 100.460.700.000.xxx |
| Academic | Student Store Advisor                     | 5     | \$3,543.00 | 100.460.700.000.xxx |
| Academic | Yearbook Advisor <150                     | 4     | \$2,361.00 | 100.460.700.000.xxx |
| Cultural | Elders Youth (AFN) Coach                  | 2     | \$1,182.00 | 100.460.700.000.xxx |
| Cultural | Iñupiat Dancing                           | 4     | \$2,361.00 | 100.460.700.000.xxx |
| Cultural | Iñupiat Spelling Bee                      | 2     | \$1,182.00 | 100.460.700.000.xxx |
| Cultural | Junior Native Youth Olympics (JNYO) Coach | 2     | \$1,182.00 | 100.460.700.000.xxx |
| Cultural | Native Youth Olympics (NYO) Coach         | 2     | \$1,182.00 | 100.460.700.000.xxx |
| Cultural | World Eskimo Indian Olympics (WEIO) Coach | 2     | \$1,182.00 | 100.460.700.000.xxx |
| Activity | Academic Activities Facilitator           | 9     | \$8,264.00 | 100.460.700.000.xxx |
| Activity | Basketball Boys Head Coach                | 7     | \$5,904.00 | 100.460.700.000.xxx |
| Activity | Basketball Girls Head Coach               | 7     | \$5,904.00 | 100.460.700.000.xxx |
| Activity | Basketball MS Coach                       | 2     | \$1,182.00 | 100.460.700.000.xxx |
| Activity | Cross Country HS Coach                    | 4     | \$2,361.00 | 100.460.700.000.xxx |
| Activity | Cross Country MS Coach                    | 3     | \$1,766.00 | 100.460.700.000.xxx |
| Activity | Volleyball HS Coach                       | 4     | \$2,361.00 | 100.460.700.000.xxx |
| Activity | Volleyball MS Coach                       | 2     | \$1,182.00 | 100.460.700.000.xxx |

North Slope Borough School District

North Slope Borough School District  
Alak School  
Operating Budget FY25  
Location 470

| Account             | LOC | FUNC | FUNC2 | OBJ | Description              | Budget       |
|---------------------|-----|------|-------|-----|--------------------------|--------------|
| 100.470.100.000.315 | 470 | 100  | 100   | 315 | TEACHERS                 | 1,106,329.20 |
| 100.470.100.000.323 | 470 | 100  | 100   | 323 | AIDES                    | 161,765.17   |
| 100.470.100.000.361 | 470 | 100  | 100   | 361 | INSURANCE LIFE & HEALTH  | 358,232.34   |
| 100.470.100.000.362 | 470 | 100  | 100   | 362 | UNEMPLOYMENT INSURANCE   | 2,172.76     |
| 100.470.100.000.363 | 470 | 100  | 100   | 363 | WORKERS' COMPENSATION    | 28,912.40    |
| 100.470.100.000.364 | 470 | 100  | 100   | 364 | FICA CONTRIBUTION        | 27,564.24    |
| 100.470.100.000.365 | 470 | 100  | 100   | 365 | TEACHERS' RETIREMENT TRS | 133,211.29   |
| 100.470.100.000.366 | 470 | 100  | 100   | 366 | PUBLIC EMPLOYEE RET PERS | 35,588.64    |
| 100.470.100.000.450 | 470 | 100  | 100   | 450 | SUPPLIES/MATERIALS/MEDIA | 38,800.00    |
| 100.470.110.000.315 | 470 | 110  | 100   | 315 | TEACHERS                 | 83,566.56    |
| 100.470.110.000.361 | 470 | 110  | 100   | 361 | INSURANCE LIFE & HEALTH  | 33,159.72    |
| 100.470.110.000.362 | 470 | 110  | 100   | 362 | UNEMPLOYMENT INSURANCE   | 149.09       |
| 100.470.110.000.363 | 470 | 110  | 100   | 363 | WORKERS' COMPENSATION    | 1,905.36     |
| 100.470.110.000.364 | 470 | 110  | 100   | 364 | FICA CONTRIBUTION        | 1,182.74     |
| 100.470.110.000.365 | 470 | 110  | 100   | 365 | TEACHERS' RETIREMENT TRS | 9,930.72     |
| 100.470.120.000.318 | 470 | 120  | 100   | 318 | CERTIFIED SPECIALISTS    | 172,534.00   |
| 100.470.120.000.361 | 470 | 120  | 100   | 361 | INSURANCE LIFE & HEALTH  | 17,580.00    |
| 100.470.120.000.362 | 470 | 120  | 100   | 362 | UNEMPLOYMENT INSURANCE   | 406.37       |
| 100.470.120.000.363 | 470 | 120  | 100   | 363 | WORKERS' COMPENSATION    | 3,933.75     |
| 100.470.120.000.364 | 470 | 120  | 100   | 364 | FICA CONTRIBUTION        | 2,476.36     |
| 100.470.120.000.365 | 470 | 120  | 100   | 365 | TEACHERS' RETIREMENT TRS | 19,597.89    |
| 100.470.200.000.315 | 470 | 200  | 200   | 315 | TEACHERS                 | 137,531.05   |
| 100.470.200.000.323 | 470 | 200  | 200   | 323 | AIDES                    | 81,093.83    |
| 100.470.200.000.361 | 470 | 200  | 200   | 361 | INSURANCE LIFE & HEALTH  | 89,162.80    |
| 100.470.200.000.362 | 470 | 200  | 200   | 362 | UNEMPLOYMENT INSURANCE   | 430.87       |
| 100.470.200.000.363 | 470 | 200  | 200   | 363 | WORKERS' COMPENSATION    | 4,984.68     |
| 100.470.200.000.364 | 470 | 200  | 200   | 364 | FICA CONTRIBUTION        | 7,862.83     |
| 100.470.200.000.365 | 470 | 200  | 200   | 365 | TEACHERS' RETIREMENT TRS | 15,856.88    |
| 100.470.200.000.366 | 470 | 200  | 200   | 366 | PUBLIC EMPLOYEE RET PERS | 17,840.73    |
| 100.470.300.000.323 | 470 | 300  | 300   | 323 | AIDES                    | 64,791.98    |
| 100.470.300.000.361 | 470 | 300  | 300   | 361 | INSURANCE LIFE & HEALTH  | 12,150.00    |
| 100.470.300.000.362 | 470 | 300  | 300   | 362 | UNEMPLOYMENT INSURANCE   | 117.90       |
| 100.470.300.000.363 | 470 | 300  | 300   | 363 | WORKERS' COMPENSATION    | 1,477.20     |
| 100.470.300.000.364 | 470 | 300  | 300   | 364 | FICA CONTRIBUTION        | 4,873.98     |
| 100.470.300.000.366 | 470 | 300  | 300   | 366 | PUBLIC EMPLOYEE RET PERS | 14,254.33    |
| 100.470.320.000.318 | 470 | 320  | 300   | 318 | CERTIFIED SPECIALISTS    | 103,799.00   |
| 100.470.320.000.361 | 470 | 320  | 300   | 361 | INSURANCE LIFE & HEALTH  | 3,000.00     |
| 100.470.320.000.362 | 470 | 320  | 300   | 362 | UNEMPLOYMENT INSURANCE   | 311.40       |
| 100.470.320.000.363 | 470 | 320  | 300   | 363 | WORKERS' COMPENSATION    | 2,366.62     |
| 100.470.320.000.364 | 470 | 320  | 300   | 364 | FICA CONTRIBUTION        | 1,505.09     |
| 100.470.320.000.365 | 470 | 320  | 300   | 365 | TEACHERS' RETIREMENT TRS | 13,037.15    |
| 100.470.400.000.313 | 470 | 400  | 400   | 313 | PRINCIPAL/ASST PRINCIPAL | 286,828.00   |

North Slope Borough School District  
Alak School  
Operating Budget FY25  
Location 470

|                     |     |     |     |     |                           |              |
|---------------------|-----|-----|-----|-----|---------------------------|--------------|
| 100.470.400.000.361 | 470 | 400 | 400 | 361 | INSURANCE LIFE & HEALTH   | 104,907.84   |
| 100.470.400.000.362 | 470 | 400 | 400 | 362 | UNEMPLOYMENT INSURANCE    | 517.29       |
| 100.470.400.000.363 | 470 | 400 | 400 | 363 | WORKERS' COMPENSATION     | 6,539.69     |
| 100.470.400.000.364 | 470 | 400 | 400 | 364 | FICA CONTRIBUTION         | 4,073.06     |
| 100.470.400.000.365 | 470 | 400 | 400 | 365 | TEACHERS' RETIREMENT TRS  | 32,835.36    |
| 100.470.400.000.433 | 470 | 400 | 400 | 433 | COMMUNICATIONS/PHONE/POST | 12,000.00    |
| 100.470.400.000.441 | 470 | 400 | 400 | 441 | RENTALS                   | 14,000.00    |
| 100.470.400.000.450 | 470 | 400 | 400 | 450 | SUPPLIES/MATERIALS/MEDIA  | 2,600.00     |
| 100.470.400.000.458 | 470 | 400 | 400 | 458 | GAS & OIL                 | 1,800.00     |
| 100.470.450.000.324 | 470 | 450 | 450 | 324 | SUPPORT STAFF             | 107,022.08   |
| 100.470.450.000.361 | 470 | 450 | 450 | 361 | INSURANCE LIFE & HEALTH   | 55,861.60    |
| 100.470.450.000.362 | 470 | 450 | 450 | 362 | UNEMPLOYMENT INSURANCE    | 190.45       |
| 100.470.450.000.363 | 470 | 450 | 450 | 363 | WORKERS' COMPENSATION     | 2,440.03     |
| 100.470.450.000.364 | 470 | 450 | 450 | 364 | FICA CONTRIBUTION         | 7,884.62     |
| 100.470.450.000.366 | 470 | 450 | 450 | 366 | PUBLIC EMPLOYEE RET PERS  | 23,544.96    |
| 100.470.600.000.321 | 470 | 600 | 600 | 321 | DIRECTOR/COORD/MANAGER    | 2,689.69     |
| 100.470.600.000.325 | 470 | 600 | 600 | 325 | MAINTENANCE/CUSTODIAL     | 158,223.00   |
| 100.470.600.000.361 | 470 | 600 | 600 | 361 | INSURANCE LIFE & HEALTH   | 38,843.38    |
| 100.470.600.000.362 | 470 | 600 | 600 | 362 | UNEMPLOYMENT INSURANCE    | 294.07       |
| 100.470.600.000.363 | 470 | 600 | 600 | 363 | WORKERS' COMPENSATION     | 3,668.82     |
| 100.470.600.000.364 | 470 | 600 | 600 | 364 | FICA CONTRIBUTION         | 12,246.39    |
| 100.470.600.000.366 | 470 | 600 | 600 | 366 | PUBLIC EMPLOYEE RET PERS  | 35,400.80    |
| 100.470.600.000.410 | 470 | 600 | 600 | 410 | PROFESSIONAL & TECHNICAL  | 15,000.00    |
| 100.470.600.000.431 | 470 | 600 | 600 | 431 | WATER & SEWER             | 23,000.00    |
| 100.470.600.000.433 | 470 | 600 | 600 | 433 | COMMUNICATIONS/PHONE/POST | 1,800.00     |
| 100.470.600.000.435 | 470 | 600 | 600 | 435 | ELECTRICITY               | 220,000.00   |
| 100.470.600.000.443 | 470 | 600 | 600 | 443 | EQUIPMENT REPAIR & MAINT  | 9,300.00     |
| 100.470.600.000.452 | 470 | 600 | 600 | 452 | MAINTENANCE SUPPLIES      | 30,400.00    |
| 100.470.600.000.458 | 470 | 600 | 600 | 458 | GAS & OIL                 | 4,800.00     |
| 100.470.601.000.325 | 470 | 601 | 600 | 325 | MAINTENANCE/CUSTODIAL     | 160,017.01   |
| 100.470.601.000.361 | 470 | 601 | 600 | 361 | INSURANCE LIFE & HEALTH   | 33,940.00    |
| 100.470.601.000.362 | 470 | 601 | 600 | 362 | UNEMPLOYMENT INSURANCE    | 296.19       |
| 100.470.601.000.363 | 470 | 601 | 600 | 363 | WORKERS' COMPENSATION     | 3,648.40     |
| 100.470.601.000.364 | 470 | 601 | 600 | 364 | FICA CONTRIBUTION         | 12,046.40    |
| 100.470.601.000.366 | 470 | 601 | 600 | 366 | PUBLIC EMPLOYEE RET PERS  | 35,203.86    |
| 100.470.601.000.453 | 470 | 601 | 600 | 453 | JANITORIAL SUPPLIES       | 22,500.00    |
| 100.470.700.000.316 | 470 | 700 | 700 | 316 | EXTRA DUTY PAY            | 27,935.26    |
| 100.470.700.000.329 | 470 | 700 | 700 | 329 | SUBSTITUTE/TEMPORARIES    | 17,342.42    |
| 100.470.700.000.361 | 470 | 700 | 700 | 361 | INSURANCE LIFE & HEALTH   | 8,346.14     |
| Total Expenditures  |     |     |     |     |                           | 4,355,433.73 |

**North Slope Borough School District  
Alak School  
Operating Budget FY25  
Location 470**

| Description                           | Classification      | Budget Type  | Amount    | FTE    | Fund | Location | Function | Program | Object |
|---------------------------------------|---------------------|--------------|-----------|--------|------|----------|----------|---------|--------|
| Communication Stipend                 | Certified Non-Admin | Supplemental | \$2,400   | 0.0000 | 100  | 470      | 100      | 0       | 315    |
| Para Instructional                    | Classified          | Position     | \$37,861  | 1.0000 | 100  | 470      | 100      | 0       | 323    |
| 2nd Teacher                           | Certified Non-Admin | Position     | \$103,799 | 1.0000 | 100  | 470      | 100      | 0       | 315    |
| Rural Stipend - Teachers              | Certified Non-Admin | Supplemental | \$4,500   | 0.0000 | 100  | 470      | 100      | 0       | 315    |
| Rural Stipend - Teachers              | Certified Non-Admin | Supplemental | \$4,500   | 0.0000 | 100  | 470      | 100      | 0       | 315    |
| Para Instructional                    | Classified          | Position     | \$25,434  | 1.0000 | 100  | 470      | 100      | 0       | 323    |
| 9th-12th Science Teacher              | Certified Non-Admin | Position     | \$70,025  | 1.0000 | 100  | 470      | 100      | 0       | 315    |
| Rural Stipend - Teachers              | Certified Non-Admin | Supplemental | \$4,500   | 0.0000 | 100  | 470      | 100      | 0       | 315    |
| 7th Teacher                           | Certified Non-Admin | Position     | \$103,799 | 1.0000 | 100  | 470      | 100      | 0       | 315    |
| Rural Stipend - Teachers              | Certified Non-Admin | Supplemental | \$4,500   | 0.0000 | 100  | 470      | 100      | 0       | 315    |
| 8th-12th Math Teacher                 | Certified Non-Admin | Position     | \$78,017  | 1.0000 | 100  | 470      | 100      | 0       | 315    |
| In-Service Pay                        | Certified Non-Admin | Supplemental | \$1,527   | 0.0000 | 100  | 470      | 100      | 0       | 315    |
| Rural Stipend - Teachers              | Certified Non-Admin | Supplemental | \$4,500   | 0.0000 | 100  | 470      | 100      | 0       | 315    |
| 8th-12th ELA Teacher                  | Certified Non-Admin | Position     | \$87,525  | 1.0000 | 100  | 470      | 100      | 0       | 315    |
| In-Service Pay                        | Certified Non-Admin | Supplemental | \$1,718   | 0.0000 | 100  | 470      | 100      | 0       | 315    |
| Rural Stipend - Teachers              | Certified Non-Admin | Supplemental | \$4,500   | 0.0000 | 100  | 470      | 100      | 0       | 315    |
| 4th Teacher                           | Certified Non-Admin | Position     | \$83,149  | 1.0000 | 100  | 470      | 100      | 0       | 315    |
| Rural Stipend - Teachers              | Certified Non-Admin | Supplemental | \$4,500   | 0.0000 | 100  | 470      | 100      | 0       | 315    |
| 5th Teacher                           | Certified Non-Admin | Position     | \$75,828  | 1.0000 | 100  | 470      | 100      | 0       | 315    |
| Rural Stipend - Teachers              | Certified Non-Admin | Supplemental | \$4,500   | 0.0000 | 100  | 470      | 100      | 0       | 315    |
| K Teacher                             | Certified Non-Admin | Position     | \$101,612 | 1.0000 | 100  | 470      | 100      | 0       | 315    |
| Para Instructional                    | Classified          | Position     | \$49,235  | 1.0000 | 100  | 470      | 100      | 0       | 323    |
| 7th-12th MS/HS Social Studies Teacher | Certified Non-Admin | Position     | \$78,017  | 1.0000 | 100  | 470      | 100      | 0       | 315    |
| In-Service Pay                        | Certified Non-Admin | Supplemental | \$1,527   | 0.0000 | 100  | 470      | 100      | 0       | 315    |
| Rural Stipend - Teachers              | Certified Non-Admin | Supplemental | \$4,500   | 0.0000 | 100  | 470      | 100      | 0       | 315    |
| Para Instructional                    | Classified          | Position     | \$49,235  | 1.0000 | 100  | 470      | 100      | 0       | 323    |
| 6th Teacher                           | Certified Non-Admin | Position     | \$78,017  | 1.0000 | 100  | 470      | 100      | 0       | 315    |
| In-Service Pay                        | Certified Non-Admin | Supplemental | \$1,527   | 0.0000 | 100  | 470      | 100      | 0       | 315    |
| Rural Stipend - Teachers              | Certified Non-Admin | Supplemental | \$4,500   | 0.0000 | 100  | 470      | 100      | 0       | 315    |
| 3rd Teacher                           | Certified Non-Admin | Position     | \$85,759  | 1.0000 | 100  | 470      | 100      | 0       | 315    |
| In-Service Pay                        | Certified Non-Admin | Supplemental | \$1,683   | 0.0000 | 100  | 470      | 100      | 0       | 315    |
| Rural Stipend - Teachers              | Certified Non-Admin | Supplemental | \$4,500   | 0.0000 | 100  | 470      | 100      | 0       | 315    |
| 1st Teacher                           | Certified Non-Admin | Position     | \$91,900  | 1.0000 | 100  | 470      | 100      | 0       | 315    |
| Rural Stipend - Teachers              | Certified Non-Admin | Supplemental | \$4,500   | 0.0000 | 100  | 470      | 100      | 0       | 315    |
| Rural Stipend - Teachers              | Certified Non-Admin | Supplemental | \$4,500   | 0.0000 | 100  | 470      | 100      | 0       | 315    |
| ECE Teacher                           | Certified Non-Admin | Position     | \$77,549  | 1.0000 | 100  | 470      | 110      | 0       | 315    |
| In-Service Pay                        | Certified Non-Admin | Supplemental | \$1,518   | 0.0000 | 100  | 470      | 110      | 0       | 315    |
| Rural Stipend - Teachers              | Certified Non-Admin | Supplemental | \$4,500   | 0.0000 | 100  | 470      | 110      | 0       | 315    |
| ILT Teacher                           | Certified Non-Admin | Position     | \$78,017  | 1.0000 | 100  | 470      | 120      | 0       | 318    |
| Residential Stipend                   | Certified Non-Admin | Supplemental | \$12,000  | 0.0000 | 100  | 470      | 120      | 0       | 318    |
| Rural Stipend - Teachers              | Certified Non-Admin | Supplemental | \$4,500   | 0.0000 | 100  | 470      | 120      | 0       | 318    |
| ILT Teacher                           | Certified Non-Admin | Position     | \$78,017  | 1.0000 | 100  | 470      | 120      | 0       | 318    |
| K-5th SPED Teacher                    | Certified Non-Admin | Position     | \$90,676  | 1.0000 | 100  | 470      | 200      | 0       | 315    |
| In-Service Pay                        | Certified Non-Admin | Supplemental | \$2,049   | 0.0000 | 100  | 470      | 200      | 0       | 315    |
| Rural Stipend - Teachers              | Certified Non-Admin | Supplemental | \$4,500   | 0.0000 | 100  | 470      | 200      | 0       | 315    |
| In-Service Pay                        | Certified Non-Admin | Supplemental | \$2,282   | 0.0000 | 100  | 470      | 200      | 0       | 315    |
| Rural Stipend - Teachers              | Certified Non-Admin | Supplemental | \$4,500   | 0.0000 | 100  | 470      | 200      | 0       | 315    |
| Para SPED                             | Classified          | Position     | \$31,859  | 1.0000 | 100  | 470      | 200      | 0       | 323    |
| Intensive SPED Aide                   | Classified          | Position     | \$49,235  | 1.0000 | 100  | 470      | 200      | 0       | 323    |
| SPED Teacher                          | Certified Non-Admin | Position     | \$33,524  | 1.0000 | 100  | 470      | 200      | 0       | 315    |
| Home School Facilitator               | Classified          | Position     | \$64,792  | 1.0000 | 100  | 470      | 300      | 0       | 323    |
| Counselor                             | Certified Non-Admin | Position     | \$103,799 | 1.0000 | 100  | 470      | 320      | 0       | 318    |
| Assistant Principal                   | Certified Non-Admin | Position     | \$115,306 | 1.0000 | 100  | 470      | 400      | 0       | 313    |
| Residential Stipend                   | Certified Non-Admin | Supplemental | \$12,000  | 0.0000 | 100  | 470      | 400      | 0       | 313    |
| Rural Stipend - Principals            | Certified Non-Admin | Supplemental | \$5,500   | 0.0000 | 100  | 470      | 400      | 0       | 313    |
| Principal                             | Certified Admin     | Position     | \$146,122 | 1.0000 | 100  | 470      | 400      | 0       | 313    |
| Communication Stipend                 | Certified Admin     | Supplemental | \$2,400   | 0.0000 | 100  | 470      | 400      | 0       | 313    |
| Rural Stipend - Principals            | Certified Admin     | Supplemental | \$5,500   | 0.0000 | 100  | 470      | 400      | 0       | 313    |
| Secretary I                           | Classified          | Position     | \$44,536  | 1.0000 | 100  | 470      | 450      | 0       | 324    |
| Secretary III                         | Classified          | Position     | \$62,486  | 1.0000 | 100  | 470      | 450      | 0       | 324    |
| Maintenance Worker III YR             | Classified          | Position     | \$101,439 | 1.0000 | 100  | 470      | 600      | 0       | 325    |
| Maintenance Worker II YR              | Classified          | Position     | \$56,784  | 1.0000 | 100  | 470      | 600      | 0       | 325    |
| Plant Manager                         | Classified          | Position     | \$2,690   | 1.0000 | 100  | 470      | 600      | 0       | 321    |
| Maintenance Worker I YR               | Classified          | Position     | \$62,810  | 1.0000 | 100  | 470      | 601      | 0       | 325    |
| Maintenance Worker I YR               | Classified          | Position     | \$53,118  | 1.0000 | 100  | 470      | 601      | 0       | 325    |
| Maintenance Worker I YR               | Classified          | Position     | \$44,090  | 1.0000 | 100  | 470      | 601      | 0       | 325    |

\$2,626,191 35.0000





# Aļak School Added Duty Contracts

| Category | Added Duty                                | Range | Amount     | Account Code        |
|----------|---|-------|------------|---------------------|
| Support  | Building Test Coordinator                 | 3     | \$1,766.00 | 100.200.351.000.xxx |
| Support  | Site Technologist                         | 9     | \$8,264.00 | 100.200.355.000.xxx |
| Academic | Battle of the Books                       | 2     | \$1,182.00 | 100.430.700.000.xxx |
| Academic | Class Advisor, 12th Grade                 | 3     | \$1,766.00 | 100.430.700.000.xxx |
| Academic | Robotics                                  | 3     | \$1,766.00 | 100.430.700.000.xxx |
| Academic | Science Fair                              | 3     | \$1,766.00 | 100.430.700.000.xxx |
| Academic | Student Council Advisor                   | 4     | \$2,361.00 | 100.430.700.000.xxx |
| Academic | Student Store Advisor                     | 5     | \$3,543.00 | 100.430.700.000.xxx |
| Academic | Yearbook Advisor <150                     | 4     | \$2,361.00 | 100.430.700.000.xxx |
| Cultural | Elders Youth (AFN) Coach                  | 2     | \$1,182.00 | 100.430.700.000.xxx |
| Cultural | Iñupiat Dancing                           | 4     | \$2,361.00 | 100.430.700.000.xxx |
| Cultural | Iñupiat Spelling Bee                      | 2     | \$1,182.00 | 100.430.700.000.xxx |
| Cultural | Junior Native Youth Olympics (JNYO) Coach | 2     | \$1,182.00 | 100.430.700.000.xxx |
| Cultural | Native Youth Olympics (NYO) Coach         | 2     | \$1,182.00 | 100.430.700.000.xxx |
| Cultural | World Eskimo Indian Olympics (WEIO) Coach | 2     | \$1,182.00 | 100.430.700.000.xxx |
| Activity | Academic Activities Facilitator           | 9     | \$8,264.00 | 100.430.700.000.xxx |
| Activity | Basketball Boys Head Coach                | 7     | \$5,904.00 | 100.430.700.000.xxx |
| Activity | Basketball Girls Head Coach               | 7     | \$5,904.00 | 100.430.700.000.xxx |
| Activity | Basketball MS Coach                       | 2     | \$1,182.00 | 100.430.700.000.xxx |
| Activity | Cross Country HS Coach                    | 4     | \$2,361.00 | 100.430.700.000.xxx |
| Activity | Cross Country MS Coach                    | 3     | \$1,766.00 | 100.430.700.000.xxx |
| Activity | Volleyball HS Coach                       | 4     | \$2,361.00 | 100.430.700.000.xxx |
| Activity | Volleyball MS Coach                       | 2     | \$1,182.00 | 100.430.700.000.xxx |

North Slope Borough School District

North Slope Borough School District  
Harold Kaveolook School  
Operating Budget FY25  
Location 480

| Account             | LOC | FUNC | FUNC2 | OBJ | Description              | Budget     |
|---------------------|-----|------|-------|-----|--------------------------|------------|
| 100.480.100.000.315 | 480 | 100  | 100   | 315 | TEACHERS                 | 631,194.84 |
| 100.480.100.000.323 | 480 | 100  | 100   | 323 | AIDES                    | 29,223.00  |
| 100.480.100.000.361 | 480 | 100  | 100   | 361 | INSURANCE LIFE & HEALTH  | 53,316.00  |
| 100.480.100.000.362 | 480 | 100  | 100   | 362 | UNEMPLOYMENT INSURANCE   | 1,408.47   |
| 100.480.100.000.363 | 480 | 100  | 100   | 363 | WORKERS' COMPENSATION    | 15,057.53  |
| 100.480.100.000.364 | 480 | 100  | 100   | 364 | FICA CONTRIBUTION        | 11,332.89  |
| 100.480.100.000.365 | 480 | 100  | 100   | 365 | TEACHERS' RETIREMENT TRS | 73,814.50  |
| 100.480.100.000.366 | 480 | 100  | 100   | 366 | PUBLIC EMPLOYEE RET PERS | 6,429.06   |
| 100.480.100.000.450 | 480 | 100  | 100   | 450 | SUPPLIES/MATERIALS/MEDIA | 18,800.00  |
| 100.480.120.000.318 | 480 | 120  | 100   | 318 | CERTIFIED SPECIALISTS    | 172,534.00 |
| 100.480.120.000.361 | 480 | 120  | 100   | 361 | INSURANCE LIFE & HEALTH  | 17,580.00  |
| 100.480.120.000.362 | 480 | 120  | 100   | 362 | UNEMPLOYMENT INSURANCE   | 406.37     |
| 100.480.120.000.363 | 480 | 120  | 100   | 363 | WORKERS' COMPENSATION    | 3,933.75   |
| 100.480.120.000.364 | 480 | 120  | 100   | 364 | FICA CONTRIBUTION        | 2,471.96   |
| 100.480.120.000.365 | 480 | 120  | 100   | 365 | TEACHERS' RETIREMENT TRS | 19,597.89  |
| 100.480.200.000.315 | 480 | 200  | 200   | 315 | TEACHERS                 | 96,847.75  |
| 100.480.200.000.323 | 480 | 200  | 200   | 323 | AIDES                    | 62,729.18  |
| 100.480.200.000.361 | 480 | 200  | 200   | 361 | INSURANCE LIFE & HEALTH  | 67,121.80  |
| 100.480.200.000.362 | 480 | 200  | 200   | 362 | UNEMPLOYMENT INSURANCE   | 284.44     |
| 100.480.200.000.363 | 480 | 200  | 200   | 363 | WORKERS' COMPENSATION    | 3,638.34   |
| 100.480.200.000.364 | 480 | 200  | 200   | 364 | FICA CONTRIBUTION        | 5,947.01   |
| 100.480.200.000.365 | 480 | 200  | 200   | 365 | TEACHERS' RETIREMENT TRS | 11,320.80  |
| 100.480.200.000.366 | 480 | 200  | 200   | 366 | PUBLIC EMPLOYEE RET PERS | 13,800.51  |
| 100.480.300.000.323 | 480 | 300  | 300   | 323 | AIDES                    | 60,865.02  |
| 100.480.300.000.361 | 480 | 300  | 300   | 361 | INSURANCE LIFE & HEALTH  | 43,951.60  |
| 100.480.300.000.362 | 480 | 300  | 300   | 362 | UNEMPLOYMENT INSURANCE   | 107.11     |
| 100.480.300.000.363 | 480 | 300  | 300   | 363 | WORKERS' COMPENSATION    | 1,387.62   |
| 100.480.300.000.364 | 480 | 300  | 300   | 364 | FICA CONTRIBUTION        | 4,465.99   |
| 100.480.300.000.366 | 480 | 300  | 300   | 366 | PUBLIC EMPLOYEE RET PERS | 13,390.44  |
| 100.480.320.000.318 | 480 | 320  | 300   | 318 | CERTIFIED SPECIALISTS    | 96,697.00  |
| 100.480.320.000.361 | 480 | 320  | 300   | 361 | INSURANCE LIFE & HEALTH  | 14,580.00  |
| 100.480.320.000.362 | 480 | 320  | 300   | 362 | UNEMPLOYMENT INSURANCE   | 174.56     |
| 100.480.320.000.363 | 480 | 320  | 300   | 363 | WORKERS' COMPENSATION    | 2,204.65   |
| 100.480.320.000.364 | 480 | 320  | 300   | 364 | FICA CONTRIBUTION        | 1,377.20   |
| 100.480.320.000.365 | 480 | 320  | 300   | 365 | TEACHERS' RETIREMENT TRS | 12,145.09  |
| 100.480.352.000.323 | 480 | 352  | 350   | 323 | AIDES                    | 16,763.40  |
| 100.480.352.000.361 | 480 | 352  | 350   | 361 | INSURANCE LIFE & HEALTH  | 252.00     |
| 100.480.352.000.362 | 480 | 352  | 350   | 362 | UNEMPLOYMENT INSURANCE   | 30.76      |
| 100.480.352.000.363 | 480 | 352  | 350   | 363 | WORKERS' COMPENSATION    | 382.29     |
| 100.480.352.000.364 | 480 | 352  | 350   | 364 | FICA CONTRIBUTION        | 1,282.38   |
| 100.480.352.000.366 | 480 | 352  | 350   | 366 | PUBLIC EMPLOYEE RET PERS | 3,687.95   |
| 100.480.400.000.313 | 480 | 400  | 400   | 313 | PRINCIPAL/ASST PRINCIPAL | 156,756.00 |

North Slope Borough School District  
Harold Kaveolook School  
Operating Budget FY25  
Location 480

|                     |     |     |     |     |                           |              |
|---------------------|-----|-----|-----|-----|---------------------------|--------------|
| 100.480.400.000.361 | 480 | 400 | 400 | 361 | INSURANCE LIFE & HEALTH   | 52,453.92    |
| 100.480.400.000.362 | 480 | 400 | 400 | 362 | UNEMPLOYMENT INSURANCE    | 283.04       |
| 100.480.400.000.363 | 480 | 400 | 400 | 363 | WORKERS' COMPENSATION     | 3,574.08     |
| 100.480.400.000.364 | 480 | 400 | 400 | 364 | FICA CONTRIBUTION         | 2,239.93     |
| 100.480.400.000.365 | 480 | 400 | 400 | 365 | TEACHERS' RETIREMENT TRS  | 18,696.35    |
| 100.480.400.000.433 | 480 | 400 | 400 | 433 | COMMUNICATIONS/PHONE/POST | 11,000.00    |
| 100.480.400.000.441 | 480 | 400 | 400 | 441 | RENTALS                   | 9,000.00     |
| 100.480.400.000.450 | 480 | 400 | 400 | 450 | SUPPLIES/MATERIALS/MEDIA  | 1,600.00     |
| 100.480.400.000.458 | 480 | 400 | 400 | 458 | GAS & OIL                 | 4,500.00     |
| 100.480.450.000.324 | 480 | 450 | 450 | 324 | SUPPORT STAFF             | 54,449.33    |
| 100.480.450.000.361 | 480 | 450 | 450 | 361 | INSURANCE LIFE & HEALTH   | 25,251.00    |
| 100.480.450.000.362 | 480 | 450 | 450 | 362 | UNEMPLOYMENT INSURANCE    | 96.27        |
| 100.480.450.000.363 | 480 | 450 | 450 | 363 | WORKERS' COMPENSATION     | 1,241.50     |
| 100.480.450.000.364 | 480 | 450 | 450 | 364 | FICA CONTRIBUTION         | 4,014.13     |
| 100.480.450.000.366 | 480 | 450 | 450 | 366 | PUBLIC EMPLOYEE RET PERS  | 11,978.94    |
| 100.480.600.000.321 | 480 | 600 | 600 | 321 | DIRECTOR/COORD/MANAGER    | 84,673.53    |
| 100.480.600.000.325 | 480 | 600 | 600 | 325 | MAINTENANCE/CUSTODIAL     | 157,423.51   |
| 100.480.600.000.361 | 480 | 600 | 600 | 361 | INSURANCE LIFE & HEALTH   | 29,730.00    |
| 100.480.600.000.362 | 480 | 600 | 600 | 362 | UNEMPLOYMENT INSURANCE    | 451.93       |
| 100.480.600.000.363 | 480 | 600 | 600 | 363 | WORKERS' COMPENSATION     | 5,519.72     |
| 100.480.600.000.364 | 480 | 600 | 600 | 364 | FICA CONTRIBUTION         | 18,278.23    |
| 100.480.600.000.366 | 480 | 600 | 600 | 366 | PUBLIC EMPLOYEE RET PERS  | 51,281.48    |
| 100.480.600.000.410 | 480 | 600 | 600 | 410 | PROFESSIONAL & TECHNICAL  | 12,000.00    |
| 100.480.600.000.431 | 480 | 600 | 600 | 431 | WATER & SEWER             | 2,000.00     |
| 100.480.600.000.433 | 480 | 600 | 600 | 433 | COMMUNICATIONS/PHONE/POST | 2,800.00     |
| 100.480.600.000.435 | 480 | 600 | 600 | 435 | ELECTRICITY               | 55,000.00    |
| 100.480.600.000.436 | 480 | 600 | 600 | 436 | FUEL OIL/NATURAL GAS      | 4,600.00     |
| 100.480.600.000.443 | 480 | 600 | 600 | 443 | EQUIPMENT REPAIR & MAINT  | 2,700.00     |
| 100.480.600.000.452 | 480 | 600 | 600 | 452 | MAINTENANCE SUPPLIES      | 10,600.00    |
| 100.480.600.000.458 | 480 | 600 | 600 | 458 | GAS & OIL                 | 10,500.00    |
| 100.480.601.000.325 | 480 | 601 | 600 | 325 | MAINTENANCE/CUSTODIAL     | 94,809.00    |
| 100.480.601.000.361 | 480 | 601 | 600 | 361 | INSURANCE LIFE & HEALTH   | 89,651.38    |
| 100.480.601.000.362 | 480 | 601 | 600 | 362 | UNEMPLOYMENT INSURANCE    | 164.05       |
| 100.480.601.000.363 | 480 | 601 | 600 | 363 | WORKERS' COMPENSATION     | 2,161.64     |
| 100.480.601.000.364 | 480 | 601 | 600 | 364 | FICA CONTRIBUTION         | 6,819.89     |
| 100.480.601.000.366 | 480 | 601 | 600 | 366 | PUBLIC EMPLOYEE RET PERS  | 20,857.99    |
| 100.480.601.000.453 | 480 | 601 | 600 | 453 | JANITORIAL SUPPLIES       | 7,700.00     |
| 100.480.700.000.316 | 480 | 700 | 700 | 316 | EXTRA DUTY PAY            | 27,935.26    |
| 100.480.700.000.329 | 480 | 700 | 700 | 329 | SUBSTITUTE/TEMPORARIES    | 17,342.42    |
| 100.480.700.000.361 | 480 | 700 | 700 | 361 | INSURANCE LIFE & HEALTH   | 8,346.14     |
| Total Expenditures  |     |     |     |     |                           | 2,673,015.81 |

**North Slope Borough School District  
Harold Kaveolook School  
Operating Budget FY25  
Location 480**

| Description                | Classification      | Budget Type  | Amount    | FTE    | Fund | Location | Function | Program | Object |
|----------------------------|---------------------|--------------|-----------|--------|------|----------|----------|---------|--------|
| 2nd-3rd Teacher            | Certified Non-Admin | Position     | \$91,900  | 1.0000 | 100  | 480      | 100      | 0       | 315    |
| Residential Stipend        | Certified Non-Admin | Supplemental | \$12,000  | 0.0000 | 100  | 480      | 100      | 0       | 315    |
| Rural Stipend - Teachers   | Certified Non-Admin | Supplemental | \$4,500   | 0.0000 | 100  | 480      | 100      | 0       | 315    |
| In-Service Pay             | Certified Non-Admin | Supplemental | \$1,410   | 0.0000 | 100  | 480      | 100      | 0       | 315    |
| Rural Stipend - Teachers   | Certified Non-Admin | Supplemental | \$4,500   | 0.0000 | 100  | 480      | 100      | 0       | 315    |
| Math/Science Teacher       | Certified Non-Admin | Position     | \$83,149  | 1.0000 | 100  | 480      | 100      | 0       | 315    |
| In-Service Pay             | Certified Non-Admin | Supplemental | \$1,630   | 0.0000 | 100  | 480      | 100      | 0       | 315    |
| Rural Stipend - Teachers   | Certified Non-Admin | Supplemental | \$4,500   | 0.0000 | 100  | 480      | 100      | 0       | 315    |
| ELA & SS Teacher           | Certified Non-Admin | Position     | \$87,525  | 1.0000 | 100  | 480      | 100      | 0       | 315    |
| In-Service Pay             | Certified Non-Admin | Supplemental | \$1,718   | 0.0000 | 100  | 480      | 100      | 0       | 315    |
| Rural Stipend - Teachers   | Certified Non-Admin | Supplemental | \$4,500   | 0.0000 | 100  | 480      | 100      | 0       | 315    |
| Rural Stipend - Teachers   | Certified Non-Admin | Supplemental | \$4,500   | 0.0000 | 100  | 480      | 100      | 0       | 315    |
| Rural Stipend - Teachers   | Certified Non-Admin | Supplemental | \$4,500   | 0.0000 | 100  | 480      | 100      | 0       | 315    |
| K-1st Teacher              | Certified Non-Admin | Position     | \$82,610  | 1.0000 | 100  | 480      | 100      | 0       | 315    |
| 4th-5th Teacher            | Certified Non-Admin | Position     | \$67,078  | 1.0000 | 100  | 480      | 100      | 0       | 315    |
| Rural Stipend - Teachers   | Certified Non-Admin | Supplemental | \$4,500   | 0.0000 | 100  | 480      | 100      | 0       | 315    |
| ECE Teacher                | Certified Non-Admin | Position     | \$78,774  | 1.0000 | 100  | 480      | 100      | 0       | 315    |
| Interventionist            | Certified Non-Admin | Position     | \$91,900  | 1.0000 | 100  | 480      | 100      | 0       | 315    |
| Para Instructional         | Classified          | Position     | \$29,223  | 1.0000 | 100  | 480      | 100      | 0       | 323    |
| ILT Teacher                | Certified Non-Admin | Position     | \$78,017  | 1.0000 | 100  | 480      | 120      | 0       | 318    |
| Residential Stipend        | Certified Non-Admin | Supplemental | \$12,000  | 0.0000 | 100  | 480      | 120      | 0       | 318    |
| Rural Stipend - Teachers   | Certified Non-Admin | Supplemental | \$4,500   | 0.0000 | 100  | 480      | 120      | 0       | 318    |
| ILT Teacher                | Certified Non-Admin | Position     | \$78,017  | 1.0000 | 100  | 480      | 120      | 0       | 318    |
| SPED Teacher               | Certified Non-Admin | Position     | \$90,134  | 1.0000 | 100  | 480      | 200      | 0       | 315    |
| In-Service Pay             | Certified Non-Admin | Supplemental | \$2,214   | 0.0000 | 100  | 480      | 200      | 0       | 315    |
| Rural Stipend - Teachers   | Certified Non-Admin | Supplemental | \$4,500   | 0.0000 | 100  | 480      | 200      | 0       | 315    |
| Intensive SPED Aide        | Classified          | Position     | \$31,859  | 1.0000 | 100  | 480      | 200      | 0       | 323    |
| Para SPED                  | Classified          | Position     | \$30,870  | 1.0000 | 100  | 480      | 200      | 0       | 323    |
| Para ECE                   | Classified          | Position     | \$17,618  | 0.5000 | 100  | 480      | 300      | 0       | 323    |
| Home School Facilitator    | Classified          | Position     | \$43,247  | 1.0000 | 100  | 480      | 300      | 0       | 323    |
| Counselor                  | Certified Non-Admin | Position     | \$96,697  | 1.0000 | 100  | 480      | 320      | 0       | 318    |
| Para Library               | Classified          | Position     | \$16,763  | 0.5000 | 100  | 480      | 352      | 0       | 323    |
| Principal                  | Certified Admin     | Position     | \$148,856 | 1.0000 | 100  | 480      | 400      | 0       | 313    |
| Communication Stipend      | Certified Admin     | Supplemental | \$2,400   | 0.0000 | 100  | 480      | 400      | 0       | 313    |
| Rural Stipend - Principals | Certified Non-Admin | Supplemental | \$5,500   | 0.0000 | 100  | 480      | 400      | 0       | 313    |
| Secretary II               | Classified          | Position     | \$54,449  | 1.0000 | 100  | 480      | 450      | 0       | 324    |
| Maintenance Worker II YR   | Classified          | Position     | \$82,076  | 1.0000 | 100  | 480      | 600      | 0       | 325    |
| Plant Manager              | Classified          | Position     | \$75,674  | 1.0000 | 100  | 480      | 600      | 0       | 321    |
| Residential Stipend        | Classified          | Supplemental | \$9,000   | 0.0000 | 100  | 480      | 600      | 0       | 321    |
| Maintenance Worker II YR   | Classified          | Position     | \$75,348  | 1.0000 | 100  | 480      | 600      | 0       | 325    |
| Maintenance Worker I YR    | Classified          | Position     | \$46,566  | 1.0000 | 100  | 480      | 601      | 0       | 325    |
| Maintenance Worker I YR    | Classified          | Position     | \$48,243  | 1.0000 | 100  | 480      | 601      | 0       | 325    |

\$1,714,966 23.0000



# Harold Kaveolook School Added Duty Contracts

| Category | Added Duty                                | Range | Amount     | Account Code        |
|----------|---|-------|------------|---------------------|
| Support  | Building Test Coordinator                 | 3     | \$1,766.00 | 100.200.351.000.xxx |
| Support  | Site Technologist                         | 9     | \$8,264.00 | 100.200.355.000.xxx |
| Academic | Battle of the Books                       | 2     | \$1,182.00 | 100.480.700.000.xxx |
| Academic | Class Advisor, 12th Grade                 | 3     | \$1,766.00 | 100.480.700.000.xxx |
| Academic | Robotics                                  | 3     | \$1,766.00 | 100.480.700.000.xxx |
| Academic | Science Fair                              | 3     | \$1,766.00 | 100.480.700.000.xxx |
| Academic | Student Council Advisor                   | 4     | \$2,361.00 | 100.480.700.000.xxx |
| Academic | Student Store Advisor                     | 5     | \$3,543.00 | 100.480.700.000.xxx |
| Academic | Yearbook Advisor <150                     | 4     | \$2,361.00 | 100.480.700.000.xxx |
| Cultural | Elders Youth (AFN) Coach                  | 2     | \$1,182.00 | 100.480.700.000.xxx |
| Cultural | Iñupiat Dancing                           | 4     | \$2,361.00 | 100.480.700.000.xxx |
| Cultural | Iñupiat Spelling Bee                      | 2     | \$1,182.00 | 100.480.700.000.xxx |
| Cultural | Junior Native Youth Olympics (JNYO) Coach | 2     | \$1,182.00 | 100.480.700.000.xxx |
| Cultural | Native Youth Olympics (NYO) Coach         | 2     | \$1,182.00 | 100.480.700.000.xxx |
| Cultural | World Eskimo Indian Olympics (WEIO) Coach | 2     | \$1,182.00 | 100.480.700.000.xxx |
| Activity | Academic Activities Facilitator           | 9     | \$8,264.00 | 100.480.700.000.xxx |
| Activity | Basketball Boys Head Coach                | 7     | \$5,904.00 | 100.480.700.000.xxx |
| Activity | Basketball Girls Head Coach               | 7     | \$5,904.00 | 100.480.700.000.xxx |
| Activity | Basketball MS Coach                       | 2     | \$1,182.00 | 100.480.700.000.xxx |
| Activity | Cross Country HS Coach                    | 4     | \$2,361.00 | 100.480.700.000.xxx |
| Activity | Cross Country MS Coach                    | 3     | \$1,766.00 | 100.480.700.000.xxx |
| Activity | Volleyball HS Coach                       | 4     | \$2,361.00 | 100.480.700.000.xxx |
| Activity | Volleyball MS Coach                       | 2     | \$1,182.00 | 100.480.700.000.xxx |

North Slope Borough School District

North Slope Borough School District  
Meade River School  
Operating Budget FY25  
Location 490

| Account             | LOC | FUNC | FUNC2 | OBJ | Description              | Budget     |
|---------------------|-----|------|-------|-----|--------------------------|------------|
| 100.490.100.000.315 | 490 | 100  | 100   | 315 | TEACHERS                 | 708,664.52 |
| 100.490.100.000.323 | 490 | 100  | 100   | 323 | AIDES                    | 40,482.45  |
| 100.490.100.000.361 | 490 | 100  | 100   | 361 | INSURANCE LIFE & HEALTH  | 185,643.04 |
| 100.490.100.000.362 | 490 | 100  | 100   | 362 | UNEMPLOYMENT INSURANCE   | 1,401.39   |
| 100.490.100.000.363 | 490 | 100  | 100   | 363 | WORKERS' COMPENSATION    | 17,080.38  |
| 100.490.100.000.364 | 490 | 100  | 100   | 364 | FICA CONTRIBUTION        | 12,965.90  |
| 100.490.100.000.365 | 490 | 100  | 100   | 365 | TEACHERS' RETIREMENT TRS | 85,417.75  |
| 100.490.100.000.366 | 490 | 100  | 100   | 366 | PUBLIC EMPLOYEE RET PERS | 8,906.14   |
| 100.490.100.000.450 | 490 | 100  | 100   | 450 | SUPPLIES/MATERIALS/MEDIA | 23,300.00  |
| 100.490.110.000.315 | 490 | 110  | 100   | 315 | TEACHERS                 | 79,803.24  |
| 100.490.110.000.361 | 490 | 110  | 100   | 361 | INSURANCE LIFE & HEALTH  | 14,580.00  |
| 100.490.110.000.362 | 490 | 110  | 100   | 362 | UNEMPLOYMENT INSURANCE   | 143.40     |
| 100.490.110.000.363 | 490 | 110  | 100   | 363 | WORKERS' COMPENSATION    | 1,819.56   |
| 100.490.110.000.364 | 490 | 110  | 100   | 364 | FICA CONTRIBUTION        | 1,127.10   |
| 100.490.110.000.365 | 490 | 110  | 100   | 365 | TEACHERS' RETIREMENT TRS | 9,458.04   |
| 100.490.120.000.318 | 490 | 120  | 100   | 318 | CERTIFIED SPECIALISTS    | 76,516.00  |
| 100.490.120.000.361 | 490 | 120  | 100   | 361 | INSURANCE LIFE & HEALTH  | 3,000.00   |
| 100.490.120.000.362 | 490 | 120  | 100   | 362 | UNEMPLOYMENT INSURANCE   | 229.55     |
| 100.490.120.000.363 | 490 | 120  | 100   | 363 | WORKERS' COMPENSATION    | 1,744.56   |
| 100.490.120.000.364 | 490 | 120  | 100   | 364 | FICA CONTRIBUTION        | 1,109.48   |
| 100.490.120.000.365 | 490 | 120  | 100   | 365 | TEACHERS' RETIREMENT TRS | 9,610.41   |
| 100.490.200.000.315 | 490 | 200  | 200   | 315 | TEACHERS                 | 114,154.64 |
| 100.490.200.000.323 | 490 | 200  | 200   | 323 | AIDES                    | 44,874.76  |
| 100.490.200.000.361 | 490 | 200  | 200   | 361 | INSURANCE LIFE & HEALTH  | 6,240.00   |
| 100.490.200.000.362 | 490 | 200  | 200   | 362 | UNEMPLOYMENT INSURANCE   | 427.71     |
| 100.490.200.000.363 | 490 | 200  | 200   | 363 | WORKERS' COMPENSATION    | 3,625.87   |
| 100.490.200.000.364 | 490 | 200  | 200   | 364 | FICA CONTRIBUTION        | 5,088.82   |
| 100.490.200.000.365 | 490 | 200  | 200   | 365 | TEACHERS' RETIREMENT TRS | 14,337.82  |
| 100.490.200.000.366 | 490 | 200  | 200   | 366 | PUBLIC EMPLOYEE RET PERS | 10,292.62  |
| 100.490.300.000.323 | 490 | 300  | 300   | 323 | AIDES                    | 50,868.08  |
| 100.490.300.000.361 | 490 | 300  | 300   | 361 | INSURANCE LIFE & HEALTH  | 25,251.00  |
| 100.490.300.000.362 | 490 | 300  | 300   | 362 | UNEMPLOYMENT INSURANCE   | 89.59      |
| 100.490.300.000.363 | 490 | 300  | 300   | 363 | WORKERS' COMPENSATION    | 1,159.75   |
| 100.490.300.000.364 | 490 | 300  | 300   | 364 | FICA CONTRIBUTION        | 3,739.88   |
| 100.490.300.000.366 | 490 | 300  | 300   | 366 | PUBLIC EMPLOYEE RET PERS | 11,191.06  |
| 100.490.320.000.318 | 490 | 320  | 300   | 318 | CERTIFIED SPECIALISTS    | 103,631.00 |
| 100.490.320.000.361 | 490 | 320  | 300   | 361 | INSURANCE LIFE & HEALTH  | 288.00     |
| 100.490.320.000.362 | 490 | 320  | 300   | 362 | UNEMPLOYMENT INSURANCE   | 157.70     |
| 100.490.320.000.363 | 490 | 320  | 300   | 363 | WORKERS' COMPENSATION    | 2,362.80   |
| 100.490.320.000.364 | 490 | 320  | 300   | 364 | FICA CONTRIBUTION        | 1,507.11   |
| 100.490.320.000.365 | 490 | 320  | 300   | 365 | TEACHERS' RETIREMENT TRS | 13,016.05  |
| 100.490.352.000.323 | 490 | 352  | 350   | 323 | AIDES                    | 16,991.36  |

North Slope Borough School District  
Meade River School  
Operating Budget FY25  
Location 490

| Account             | LOC | FUNC | FUNC2 | OBJ | Description               | Budget     |
|---------------------|-----|------|-------|-----|---------------------------|------------|
| 100.490.352.000.361 | 490 | 352  | 350   | 361 | INSURANCE LIFE & HEALTH   | 33,588.00  |
| 100.490.352.000.362 | 490 | 352  | 350   | 362 | UNEMPLOYMENT INSURANCE    | 25.93      |
| 100.490.352.000.363 | 490 | 352  | 350   | 363 | WORKERS' COMPENSATION     | 387.35     |
| 100.490.352.000.364 | 490 | 352  | 350   | 364 | FICA CONTRIBUTION         | 1,095.94   |
| 100.490.352.000.366 | 490 | 352  | 350   | 366 | PUBLIC EMPLOYEE RET PERS  | 3,738.06   |
| 100.490.400.000.313 | 490 | 400  | 400   | 313 | PRINCIPAL/ASST PRINCIPAL  | 156,756.00 |
| 100.490.400.000.361 | 490 | 400  | 400   | 361 | INSURANCE LIFE & HEALTH   | 14,580.00  |
| 100.490.400.000.362 | 490 | 400  | 400   | 362 | UNEMPLOYMENT INSURANCE    | 211.52     |
| 100.490.400.000.363 | 490 | 400  | 400   | 363 | WORKERS' COMPENSATION     | 3,574.08   |
| 100.490.400.000.364 | 490 | 400  | 400   | 364 | FICA CONTRIBUTION         | 2,250.43   |
| 100.490.400.000.365 | 490 | 400  | 400   | 365 | TEACHERS' RETIREMENT TRS  | 18,696.35  |
| 100.490.400.000.433 | 490 | 400  | 400   | 433 | COMMUNICATIONS/PHONE/POST | 12,000.00  |
| 100.490.400.000.441 | 490 | 400  | 400   | 441 | RENTALS                   | 6,000.00   |
| 100.490.400.000.450 | 490 | 400  | 400   | 450 | SUPPLIES/MATERIALS/MEDIA  | 1,800.00   |
| 100.490.400.000.490 | 490 | 400  | 400   | 490 | OTHER EXPENSES            | 1,000.00   |
| 100.490.450.000.324 | 490 | 450  | 450   | 324 | SUPPORT STAFF             | 40,482.45  |
| 100.490.450.000.361 | 490 | 450  | 450   | 361 | INSURANCE LIFE & HEALTH   | 12,150.00  |
| 100.490.450.000.362 | 490 | 450  | 450   | 362 | UNEMPLOYMENT INSURANCE    | 71.49      |
| 100.490.450.000.363 | 490 | 450  | 450   | 363 | WORKERS' COMPENSATION     | 922.91     |
| 100.490.450.000.364 | 490 | 450  | 450   | 364 | FICA CONTRIBUTION         | 2,982.81   |
| 100.490.450.000.366 | 490 | 450  | 450   | 366 | PUBLIC EMPLOYEE RET PERS  | 8,906.14   |
| 100.490.600.000.321 | 490 | 600  | 600   | 321 | DIRECTOR/COORD/MANAGER    | 102,979.53 |
| 100.490.600.000.325 | 490 | 600  | 600   | 325 | MAINTENANCE/CUSTODIAL     | 94,731.00  |
| 100.490.600.000.361 | 490 | 600  | 600   | 361 | INSURANCE LIFE & HEALTH   | 81,694.84  |
| 100.490.600.000.362 | 490 | 600  | 600   | 362 | UNEMPLOYMENT INSURANCE    | 359.53     |
| 100.490.600.000.363 | 490 | 600  | 600   | 363 | WORKERS' COMPENSATION     | 4,507.75   |
| 100.490.600.000.364 | 490 | 600  | 600   | 364 | FICA CONTRIBUTION         | 14,869.64  |
| 100.490.600.000.366 | 490 | 600  | 600   | 366 | PUBLIC EMPLOYEE RET PERS  | 41,516.34  |
| 100.490.600.000.410 | 490 | 600  | 600   | 410 | PROFESSIONAL & TECHNICAL  | 11,000.00  |
| 100.490.600.000.431 | 490 | 600  | 600   | 431 | WATER & SEWER             | 25,300.00  |
| 100.490.600.000.433 | 490 | 600  | 600   | 433 | COMMUNICATIONS/PHONE/POST | 32,300.00  |
| 100.490.600.000.435 | 490 | 600  | 600   | 435 | ELECTRICITY               | 110,000.00 |
| 100.490.600.000.443 | 490 | 600  | 600   | 443 | EQUIPMENT REPAIR & MAINT  | 5,700.00   |
| 100.490.600.000.452 | 490 | 600  | 600   | 452 | MAINTENANCE SUPPLIES      | 18,100.00  |
| 100.490.600.000.458 | 490 | 600  | 600   | 458 | GAS & OIL                 | 14,000.00  |
| 100.490.601.000.325 | 490 | 601  | 600   | 325 | MAINTENANCE/CUSTODIAL     | 157,209.70 |
| 100.490.601.000.361 | 490 | 601  | 600   | 361 | INSURANCE LIFE & HEALTH   | 57,448.50  |
| 100.490.601.000.362 | 490 | 601  | 600   | 362 | UNEMPLOYMENT INSURANCE    | 277.46     |
| 100.490.601.000.363 | 490 | 601  | 600   | 363 | WORKERS' COMPENSATION     | 3,584.30   |
| 100.490.601.000.364 | 490 | 601  | 600   | 364 | FICA CONTRIBUTION         | 11,575.04  |
| 100.490.601.000.366 | 490 | 601  | 600   | 366 | PUBLIC EMPLOYEE RET PERS  | 34,586.47  |
| 100.490.601.000.453 | 490 | 601  | 600   | 453 | JANITORIAL SUPPLIES       | 14,000.00  |

North Slope Borough School District  
 Meade River School  
 Operating Budget FY25  
 Location 490

| Account             | LOC | FUNC | FUNC2 | OBJ | Description             | Budget       |
|---------------------|-----|------|-------|-----|-------------------------|--------------|
| 100.490.700.000.316 | 490 | 700  | 700   | 316 | EXTRA DUTY PAY          | 27,935.26    |
| 100.490.700.000.329 | 490 | 700  | 700   | 329 | SUBSTITUTE/TEMPORARIES  | 17,342.42    |
| 100.490.700.000.361 | 490 | 700  | 700   | 361 | INSURANCE LIFE & HEALTH | 8,346.14     |
| Total Expenditures  |     |      |       |     |                         | 2,922,881.91 |



**North Slope Borough School District  
Meade River School  
Operating Budget FY25  
Location 490**

| Description                | Classification      | Budget Type  | Amount    | FTE    | Fund | Location | Function | Program | Object |
|----------------------------|---------------------|--------------|-----------|--------|------|----------|----------|---------|--------|
| 1st-2nd Teacher            | Certified Non-Admin | Position     | \$80,432  | 1.0000 | 100  | 490      | 100      | 0       | 315    |
| In-Service Pay             | Certified Non-Admin | Supplemental | \$1,575   | 0.0000 | 100  | 490      | 100      | 0       | 315    |
| Rural Stipend - Teachers   | Certified Non-Admin | Supplemental | \$4,500   | 0.0000 | 100  | 490      | 100      | 0       | 315    |
| 3rd -4th Teacher           | Certified Non-Admin | Position     | \$78,774  | 1.0000 | 100  | 490      | 100      | 0       | 315    |
| In-Service Pay             | Certified Non-Admin | Supplemental | \$1,542   | 0.0000 | 100  | 490      | 100      | 0       | 315    |
| Rural Stipend - Teachers   | Certified Non-Admin | Supplemental | \$4,500   | 0.0000 | 100  | 490      | 100      | 0       | 315    |
| 5th-6th Teacher            | Certified Non-Admin | Position     | \$80,432  | 1.0000 | 100  | 490      | 100      | 0       | 315    |
| In-Service Pay             | Certified Non-Admin | Supplemental | \$1,575   | 0.0000 | 100  | 490      | 100      | 0       | 315    |
| Rural Stipend - Teachers   | Certified Non-Admin | Supplemental | \$4,500   | 0.0000 | 100  | 490      | 100      | 0       | 315    |
| Interventionist            | Certified Non-Admin | Position     | \$87,525  | 1.0000 | 100  | 490      | 100      | 0       | 315    |
| Para Instructional         | Classified          | Position     | \$40,482  | 1.0000 | 100  | 490      | 100      | 0       | 323    |
| K Teacher                  | Certified Non-Admin | Position     | \$103,799 | 1.0000 | 100  | 490      | 100      | 0       | 315    |
| In-Service Pay             | Certified Non-Admin | Supplemental | \$2,090   | 0.0000 | 100  | 490      | 100      | 0       | 315    |
| Rural Stipend - Teachers   | Certified Non-Admin | Supplemental | \$4,500   | 0.0000 | 100  | 490      | 100      | 0       | 315    |
| 6th-12th ELA/SS Teacher    | Certified Non-Admin | Position     | \$80,962  | 1.0000 | 100  | 490      | 100      | 0       | 315    |
| In-Service Pay             | Certified Non-Admin | Supplemental | \$1,586   | 0.0000 | 100  | 490      | 100      | 0       | 315    |
| Rural Stipend - Teachers   | Certified Non-Admin | Supplemental | \$4,500   | 0.0000 | 100  | 490      | 100      | 0       | 315    |
| 7th-8th Teacher            | Certified Non-Admin | Position     | \$84,112  | 1.0000 | 100  | 490      | 100      | 0       | 315    |
| Rural Stipend - Teachers   | Certified Non-Admin | Supplemental | \$4,500   | 0.0000 | 100  | 490      | 100      | 0       | 315    |
| 9th-12th Math/Sci Teacher  | Certified Non-Admin | Position     | \$77,259  | 1.0000 | 100  | 490      | 100      | 0       | 315    |
| ECE Teacher                | Certified Non-Admin | Position     | \$73,860  | 1.0000 | 100  | 490      | 110      | 0       | 315    |
| In-Service Pay             | Certified Non-Admin | Supplemental | \$1,443   | 0.0000 | 100  | 490      | 110      | 0       | 315    |
| Rural Stipend - Teachers   | Certified Non-Admin | Supplemental | \$4,500   | 0.0000 | 100  | 490      | 110      | 0       | 315    |
| ILT Teacher                | Certified Non-Admin | Position     | \$76,516  | 1.0000 | 100  | 490      | 120      | 0       | 318    |
| Intensive SPED Aide        | Classified          | Position     | \$30,870  | 1.0000 | 100  | 490      | 200      | 0       | 323    |
| Intensive SPED Aide        | Classified          | Position     | \$14,004  | 1.0000 | 100  | 490      | 200      | 0       | 323    |
| SPED Teacher               | Certified Non-Admin | Position     | \$114,155 | 1.0000 | 100  | 490      | 200      | 0       | 315    |
| Home School Facilitator    | Classified          | Position     | \$50,868  | 1.0000 | 100  | 490      | 300      | 0       | 323    |
| Counselor                  | Certified Non-Admin | Position     | \$96,697  | 1.0000 | 100  | 490      | 320      | 0       | 318    |
| In-Service Pay             | Certified Non-Admin | Supplemental | \$2,434   | 0.0000 | 100  | 490      | 320      | 0       | 318    |
| Rural Stipend - Teachers   | Certified Non-Admin | Supplemental | \$4,500   | 0.0000 | 100  | 490      | 320      | 0       | 318    |
| Para Library               | Classified          | Position     | \$16,991  | 0.5000 | 100  | 490      | 352      | 0       | 323    |
| Principal                  | Certified Admin     | Position     | \$148,856 | 1.0000 | 100  | 490      | 400      | 0       | 313    |
| Communication Stipend      | Certified Admin     | Supplemental | \$2,400   | 0.0000 | 100  | 490      | 400      | 0       | 313    |
| Rural Stipend - Principals | Certified Non-Admin | Supplemental | \$5,500   | 0.0000 | 100  | 490      | 400      | 0       | 313    |
| Secretary II               | Classified          | Position     | \$40,482  | 1.0000 | 100  | 490      | 450      | 0       | 324    |
| Maintenance Worker III YR  | Classified          | Position     | \$94,731  | 1.0000 | 100  | 490      | 600      | 0       | 325    |
| Plant Manager              | Classified          | Position     | \$93,980  | 1.0000 | 100  | 490      | 600      | 0       | 321    |
| Residential Stipend        | Certified Non-Admin | Supplemental | \$9,000   | 0.0000 | 100  | 490      | 600      | 0       | 321    |
| Maintenance Worker I YR    | Classified          | Position     | \$61,135  | 1.0000 | 100  | 490      | 601      | 0       | 325    |
| Maintenance Worker I SY    | Classified          | Position     | \$44,536  | 1.0000 | 100  | 490      | 601      | 0       | 325    |
| Maintenance Worker I YR    | Classified          | Position     | \$51,539  | 0.5000 | 100  | 490      | 601      | 0       | 325    |

\$1,788,145 23.0000



# Meade River School Added Duty Contracts

| Category | Added Duty                                | Range | Amount     | Account Code        |
|----------|---|-------|------------|---------------------|
| Support  | Building Test Coordinator                 | 3     | \$1,766.00 | 100.200.351.000.xxx |
| Support  | Site Technologist                         | 9     | \$8,264.00 | 100.200.355.000.xxx |
| Academic | Battle of the Books                       | 2     | \$1,182.00 | 100.490.700.000.xxx |
| Academic | Class Advisor, 12th Grade                 | 3     | \$1,766.00 | 100.490.700.000.xxx |
| Academic | Robotics                                  | 3     | \$1,766.00 | 100.490.700.000.xxx |
| Academic | Science Fair                              | 3     | \$1,766.00 | 100.490.700.000.xxx |
| Academic | Student Council Advisor                   | 4     | \$2,361.00 | 100.490.700.000.xxx |
| Academic | Student Store Advisor                     | 5     | \$3,543.00 | 100.490.700.000.xxx |
| Academic | Yearbook Advisor <150                     | 4     | \$2,361.00 | 100.490.700.000.xxx |
| Cultural | Elders Youth (AFN) Coach                  | 2     | \$1,182.00 | 100.490.700.000.xxx |
| Cultural | Iñupiat Dancing                           | 4     | \$2,361.00 | 100.490.700.000.xxx |
| Cultural | Iñupiat Spelling Bee                      | 2     | \$1,182.00 | 100.490.700.000.xxx |
| Cultural | Junior Native Youth Olympics (JNYO) Coach | 2     | \$1,182.00 | 100.490.700.000.xxx |
| Cultural | Native Youth Olympics (NYO) Coach         | 2     | \$1,182.00 | 100.490.700.000.xxx |
| Cultural | World Eskimo Indian Olympics (WEIO) Coach | 2     | \$1,182.00 | 100.490.700.000.xxx |
| Activity | Academic Activities Facilitator           | 9     | \$8,264.00 | 100.490.700.000.xxx |
| Activity | Basketball Boys Head Coach                | 7     | \$5,904.00 | 100.490.700.000.xxx |
| Activity | Basketball Girls Head Coach               | 7     | \$5,904.00 | 100.490.700.000.xxx |
| Activity | Basketball MS Coach                       | 2     | \$1,182.00 | 100.490.700.000.xxx |
| Activity | Cross Country HS Coach                    | 4     | \$2,361.00 | 100.490.700.000.xxx |
| Activity | Cross Country MS Coach                    | 3     | \$1,766.00 | 100.490.700.000.xxx |
| Activity | Volleyball HS Coach                       | 4     | \$2,361.00 | 100.490.700.000.xxx |
| Activity | Volleyball MS Coach                       | 2     | \$1,182.00 | 100.490.700.000.xxx |

North Slope Borough School District

North Slope Borough School District  
Kiita Learning Center  
Operating Budget FY25  
Location 499

| Account             | LOC | FUNC | FUNC2 | OBJ | Description               | Budget     |
|---------------------|-----|------|-------|-----|---------------------------|------------|
| 100.499.100.000.315 | 499 | 100  | 100   | 315 | TEACHERS                  | 296,630.00 |
| 100.499.100.000.361 | 499 | 100  | 100   | 361 | INSURANCE LIFE & HEALTH   | 109,150.02 |
| 100.499.100.000.362 | 499 | 100  | 100   | 362 | UNEMPLOYMENT INSURANCE    | 523.06     |
| 100.499.100.000.363 | 499 | 100  | 100   | 363 | WORKERS' COMPENSATION     | 6,763.11   |
| 100.499.100.000.364 | 499 | 100  | 100   | 364 | FICA CONTRIBUTION         | 4,176.92   |
| 100.499.100.000.365 | 499 | 100  | 100   | 365 | TEACHERS' RETIREMENT TRS  | 37,796.67  |
| 100.499.100.000.450 | 499 | 100  | 100   | 450 | SUPPLIES/MATERIALS/MEDIA  | 16,200.00  |
| 100.499.120.000.315 | 499 | 120  | 100   | 315 | TEACHERS                  | 33,189.60  |
| 100.499.120.000.361 | 499 | 120  | 100   | 361 | INSURANCE LIFE & HEALTH   | 26,226.96  |
| 100.499.120.000.362 | 499 | 120  | 100   | 362 | UNEMPLOYMENT INSURANCE    | 59.16      |
| 100.499.120.000.363 | 499 | 120  | 100   | 363 | WORKERS' COMPENSATION     | 756.72     |
| 100.499.120.000.364 | 499 | 120  | 100   | 364 | FICA CONTRIBUTION         | 461.19     |
| 100.499.120.000.365 | 499 | 120  | 100   | 365 | TEACHERS' RETIREMENT TRS  | 4,075.20   |
| 100.499.200.000.315 | 499 | 200  | 200   | 315 | TEACHERS                  | 45,700.96  |
| 100.499.200.000.361 | 499 | 200  | 200   | 361 | INSURANCE LIFE & HEALTH   | 7,290.00   |
| 100.499.200.000.362 | 499 | 200  | 200   | 362 | UNEMPLOYMENT INSURANCE    | 77.00      |
| 100.499.200.000.363 | 499 | 200  | 200   | 363 | WORKERS' COMPENSATION     | 1,041.96   |
| 100.499.200.000.364 | 499 | 200  | 200   | 364 | FICA CONTRIBUTION         | 622.16     |
| 100.499.200.000.365 | 499 | 200  | 200   | 365 | TEACHERS' RETIREMENT TRS  | 6,063.12   |
| 100.499.320.000.318 | 499 | 320  | 300   | 318 | CERTIFIED SPECIALISTS     | 90,774.00  |
| 100.499.320.000.361 | 499 | 320  | 300   | 361 | INSURANCE LIFE & HEALTH   | 56,825.08  |
| 100.499.320.000.362 | 499 | 320  | 300   | 362 | UNEMPLOYMENT INSURANCE    | 155.17     |
| 100.499.320.000.363 | 499 | 320  | 300   | 363 | WORKERS' COMPENSATION     | 2,069.68   |
| 100.499.320.000.364 | 499 | 320  | 300   | 364 | FICA CONTRIBUTION         | 1,265.34   |
| 100.499.320.000.365 | 499 | 320  | 300   | 365 | TEACHERS' RETIREMENT TRS  | 9,894.04   |
| 100.499.400.000.313 | 499 | 400  | 400   | 313 | PRINCIPAL/ASST PRINCIPAL  | 66,459.00  |
| 100.499.400.000.361 | 499 | 400  | 400   | 361 | INSURANCE LIFE & HEALTH   | 16,579.92  |
| 100.499.400.000.362 | 499 | 400  | 400   | 362 | UNEMPLOYMENT INSURANCE    | 119.64     |
| 100.499.400.000.363 | 499 | 400  | 400   | 363 | WORKERS' COMPENSATION     | 1,515.24   |
| 100.499.400.000.364 | 499 | 400  | 400   | 364 | FICA CONTRIBUTION         | 962.46     |
| 100.499.400.000.365 | 499 | 400  | 400   | 365 | TEACHERS' RETIREMENT TRS  | 8,045.88   |
| 100.499.400.000.433 | 499 | 400  | 400   | 433 | COMMUNICATIONS/PHONE/POST | 3,000.00   |
| 100.499.400.000.441 | 499 | 400  | 400   | 441 | RENTALS                   | 7,000.00   |
| 100.499.400.000.450 | 499 | 400  | 400   | 450 | SUPPLIES/MATERIALS/MEDIA  | 1,500.00   |
| 100.499.400.000.458 | 499 | 400  | 400   | 458 | GAS & OIL                 | 2,700.00   |
| 100.499.450.000.324 | 499 | 450  | 450   | 324 | SUPPORT STAFF             | 58,317.08  |
| 100.499.450.000.361 | 499 | 450  | 450   | 361 | INSURANCE LIFE & HEALTH   | 25,251.00  |
| 100.499.450.000.362 | 499 | 450  | 450   | 362 | UNEMPLOYMENT INSURANCE    | 104.68     |
| 100.499.450.000.363 | 499 | 450  | 450   | 363 | WORKERS' COMPENSATION     | 1,329.55   |
| 100.499.450.000.364 | 499 | 450  | 450   | 364 | FICA CONTRIBUTION         | 4,313.05   |
| 100.499.450.000.366 | 499 | 450  | 450   | 366 | PUBLIC EMPLOYEE RET PERS  | 12,829.84  |
| 100.499.600.000.325 | 499 | 600  | 600   | 325 | MAINTENANCE/CUSTODIAL     | 25,061.20  |

North Slope Borough School District  
 Kiita Learning Center  
 Operating Budget FY25  
 Location 499

| Account             | LOC | FUNC | FUNC2 | OBJ | Description              | Budget       |
|---------------------|-----|------|-------|-----|--------------------------|--------------|
| 100.499.600.000.361 | 499 | 600  | 600   | 361 | INSURANCE LIFE & HEALTH  | 6,631.93     |
| 100.499.600.000.362 | 499 | 600  | 600   | 362 | UNEMPLOYMENT INSURANCE   | 45.48        |
| 100.499.600.000.363 | 499 | 600  | 600   | 363 | WORKERS' COMPENSATION    | 571.44       |
| 100.499.600.000.364 | 499 | 600  | 600   | 364 | FICA CONTRIBUTION        | 1,890.60     |
| 100.499.600.000.366 | 499 | 600  | 600   | 366 | PUBLIC EMPLOYEE RET PERS | 5,513.52     |
| 100.499.600.000.410 | 499 | 600  | 600   | 410 | PROFESSIONAL & TECHNICAL | 10,000.00    |
| 100.499.600.000.431 | 499 | 600  | 600   | 431 | WATER & SEWER            | 11,000.00    |
| 100.499.600.000.435 | 499 | 600  | 600   | 435 | ELECTRICITY              | 9,000.00     |
| 100.499.600.000.436 | 499 | 600  | 600   | 436 | FUEL OIL/NATURAL GAS     | 8,400.00     |
| 100.499.600.000.452 | 499 | 600  | 600   | 452 | MAINTENANCE SUPPLIES     | 9,800.00     |
| 100.499.601.000.325 | 499 | 601  | 600   | 325 | MAINTENANCE/CUSTODIAL    | 16,755.44    |
| 100.499.601.000.361 | 499 | 601  | 600   | 361 | INSURANCE LIFE & HEALTH  | 78.00        |
| 100.499.601.000.362 | 499 | 601  | 600   | 362 | UNEMPLOYMENT INSURANCE   | 29.63        |
| 100.499.601.000.363 | 499 | 601  | 600   | 363 | WORKERS' COMPENSATION    | 381.95       |
| 100.499.601.000.364 | 499 | 601  | 600   | 364 | FICA CONTRIBUTION        | 1,287.80     |
| 100.499.601.000.366 | 499 | 601  | 600   | 366 | PUBLIC EMPLOYEE RET PERS | 3,686.28     |
| 100.499.601.000.453 | 499 | 601  | 600   | 453 | JANITORIAL SUPPLIES      | 7,500.00     |
| 100.499.700.000.316 | 499 | 700  | 700   | 316 | EXTRA DUTY PAY           | 7,154.97     |
| 100.499.700.000.329 | 499 | 700  | 700   | 329 | SUBSTITUTE/TEMPORARIES   | 4,441.86     |
| 100.499.700.000.361 | 499 | 700  | 700   | 361 | INSURANCE LIFE & HEALTH  | 2,137.67     |
| Total Expenditure   |     |      |       |     |                          | 1,099,182.23 |

**North Slope Borough School District  
Kiita Learning Center  
Operating Budget FY25  
Location 499**

| Description             | Classification      | Budget Type  | Amount    | FTE    | Fund | Location | Function | Program | Object |
|-------------------------|---------------------|--------------|-----------|--------|------|----------|----------|---------|--------|
| ELA & SS Teacher        | Certified Non-Admin | Position     | \$43,974  | 0.5000 | 100  | 499      | 100      | 0       | 315    |
| Sci/Health Teacher      | Certified Non-Admin | Position     | \$96,697  | 1.0000 | 100  | 499      | 100      | 0       | 315    |
| ELA Teacher             | Certified Non-Admin | Position     | \$64,059  | 0.5000 | 100  | 499      | 100      | 0       | 315    |
| Math Teacher            | Certified Non-Admin | Position     | \$91,900  | 1.0000 | 100  | 499      | 100      | 0       | 315    |
| ILT Teacher             | Certified Non-Admin | Position     | \$32,446  | 1.0000 | 100  | 499      | 120      | 0       | 315    |
| In-Service Pay          | Certified Non-Admin | Supplemental | \$744     | 0.0000 | 100  | 499      | 120      | 0       | 315    |
| SPED Teacher            | Certified Non-Admin | Position     | \$43,974  | 0.5000 | 100  | 499      | 200      | 0       | 315    |
| In-Service Pay          | Certified Non-Admin | Supplemental | \$1,727   | 0.0000 | 100  | 499      | 200      | 0       | 315    |
| Counselor               | Certified Non-Admin | Position     | \$78,774  | 1.0000 | 100  | 499      | 320      | 0       | 318    |
| Residential Stipend     | Certified Non-Admin | Supplemental | \$12,000  | 0.0000 | 100  | 499      | 320      | 0       | 318    |
| Principal               | Certified Admin     | Position     | \$64,059  | 0.5000 | 100  | 499      | 400      | 0       | 313    |
| Communication Stipend   | Certified Admin     | Supplemental | \$2,400   | 0.0000 | 100  | 499      | 400      | 0       | 313    |
| Secretary II            | Classified          | Position     | \$58,317  | 1.0000 | 100  | 499      | 450      | 0       | 324    |
| Plant Manager           | Classified          | Position     | \$25,061  | 0.2000 | 100  | 499      | 600      | 0       | 325    |
| Maintenance Worker I YR | Classified          | Position     | \$16,755  | 1.0000 | 100  | 499      | 601      | 0       | 325    |
|                         |                     |              | \$632,887 | 8.2000 |      |          |          |         |        |



# Kitta Learning Center Added Duty Contracts

| Category | Added Duty                 | Range | Amount     | Account Code        |
|----------|----------------------------|-------|------------|---------------------|
| Support  | Building Test Coordinator  | 3     | \$1,766.00 | 100.200.351.000.xxx |
| Support  | Site Technologist          | 5     | \$3,543.00 | 100.200.355.000.xxx |
| Academic | Battle of the Books        | 2     | \$1,182.00 | 100.499.700.000.xxx |
| Academic | Class Advisor - 12th Grade | 3     | \$1,766.00 | 100.499.700.000.xxx |
| Academic | Robotics                   | 2     | \$1,182.00 | 100.499.700.000.xxx |
| Academic | Student Council Advisor    | 4     | \$2,361.00 | 100.499.700.000.xxx |
| Academic | Student Store Advisor      | 5     | \$3,543.00 | 100.499.700.000.xxx |
| Academic | Yearbook <150              | 4     | \$2,361.00 | 100.499.700.000.xxx |

# NSBSD

## Final Budget FY25 Supplimental Borough MOA Requests

# Proposed Supplemental Initiatives from NSB



Breakfast Feed Program \$500,000



Village Athletics Program \$1,000,000



Residential Learning Center \$900,0000



Vocational Education Program \$500,000

Total Supplemental Funding Initiatives \$2,900,000



**North Slope Borough School District  
FY2020-2025  
Supplemental Borough Funding Mayor's Initiatives**

Requested-Mayors Initiatives:

|                                 | <b>REQUEST</b>               |                              |                              |                              |                              |                              |
|---------------------------------|------------------------------|------------------------------|------------------------------|------------------------------|------------------------------|------------------------------|
| <b>NSB SUPPLEMENTAL FUNDING</b> | <b>FY20<br/>SUPPLEMENTAL</b> | <b>FY21<br/>SUPPLEMENTAL</b> | <b>FY22<br/>SUPPLEMENTAL</b> | <b>FY23<br/>SUPPLEMENTAL</b> | <b>FY24<br/>SUPPLEMENTAL</b> | <b>FY25<br/>SUPPLEMENTAL</b> |
| BREAKFAST PROGRAM               | 1,100,000                    | 1,100,000                    | 700,000                      | 700,000                      | 500,000                      | 500,000                      |
| VILLAGE ACTIVITIES PROGRAM      | 1,000,000                    | 1,000,000                    | 1,000,000                    | 1,000,000                    | 1,000,000                    | 1,000,000                    |
| QATQINNIAGVIK (Previously RLC)  | 900,000                      | 900,000                      | -                            | 900,000                      | 900,000                      | 900,000                      |
| VOC ED/CTE                      | 500,000                      | 500,000                      | 500,000                      | 500,000                      | 500,000                      | 500,000                      |
| <b>Total Mayor Requests</b>     | <b>3,500,000</b>             | <b>3,500,000</b>             | <b>2,200,000</b>             | <b>3,100,000</b>             | <b>2,900,000</b>             | <b>2,900,000</b>             |

| <b>NSB SUPPLEMENTAL EXPENDED</b> | <b>Actual</b>    | <b>Actual</b>  | <b>Actual</b>    | <b>Actual</b>    | <b>Estimated</b> | <b>Estimated</b> |
|----------------------------------|------------------|----------------|------------------|------------------|------------------|------------------|
| BREAKFAST PROGRAM                | 568,711          | 335,042        | 323,641          | 513,366          | 500,000          | 500,000          |
| VILLAGE ACTIVITIES PROGRAM       | 1,000,000        | -              | 560,621          | 922,965          | 1,000,000        | 1,000,000        |
| QATQINNIAGVIK (Previously RLC)   | 437,409          | -              | -                | 767,704          | 900,000          | 900,000          |
| VOC ED/CTE                       | 241,350          | -              | 449,223          | 484,666          | 500,000          | 500,000          |
|                                  | <b>2,247,470</b> | <b>335,042</b> | <b>1,333,485</b> | <b>2,688,701</b> | <b>2,900,000</b> | <b>2,900,000</b> |
|                                  |                  | COVID YEAR     | COVID YEAR       |                  |                  |                  |

Note: The above are reimbursable supplemental request. These are not included in the General Borough Appropriations  
Requests: The execution of MOA in a June-July time frame.

# NSBSD

## Final Budget FY25 Chart of Accounts

**North Slope Borough School District  
CHART OF ACCOUNTS**

| FUND |                                | LOCATION |                           | FUNCTION |                           | PROGRAM |                          | OBJECT |                               |
|------|--------------------------------|----------|---------------------------|----------|---------------------------|---------|--------------------------|--------|-------------------------------|
| FUND | Fund Description               | LOC      | Location Description      | FUNC     | Function Description      | PROG    | Program Description      | OBJ    | Object Description            |
| 100  | GENERAL FUND                   | 000      | NO LOCATION               | 000      | NO FUNCTION               | 000     | GENERAL PROGRAMS         | 011    | OTHER BOROUGH REVENUE         |
| 200  | SCHOOL BAG                     | 200      | DISTRICT WIDE             | 100      | REGULAR INSTRUCTION       | 700     | CLASS OF 2020            | 020    | FOOD SERVICE LOCAL REV        |
| 205  | PUPIL TRANSPORTATION FUND      | 250      | DISTANCE DELIVERY         | 110      | EARLY CHILDHOOD ED (ECE)  | 701     | CLASS OF 2021            | 040    | OTHER LOCAL REVENUE           |
| 246  | SUICIDE PREVENTION             | 300      | BARROW TRANS, FOOD, HSG   | 120      | INUPIAQ EDUCATION         | 702     | CLASS OF 2022            | 043    | STUDENT ACTIVITY REVENUE      |
| 249  | YOUTH RISK BEHAVIOR SRVY       | 350      | 1A VILLAGES-STUD ACTIVITY | 160      | VOCATIONAL EDUCATION      | 703     | CLASS OF 2023            | 046    | RENTAL REVENUE                |
| 255  | FOOD SERVICE FUND              | 400      | IPALOOK ELEMENTARY        | 200      | SPECIAL EDUCATION         | 704     | CLASS OF 2024            | 049    | HOUSING FEES                  |
| 256  | TITLE III-A                    | 410      | HOPSON MIDDLE SCHOOL      | 220      | SPED - SUPPORT SERVICE    | 705     | CLASS OF 2025            | 310    | CERTIFICATED SALARIES         |
| 258  | FRESH FRUIT & VEGETABLE PRGM   | 420      | BARROW HIGH SCHOOL        | 300      | STUDENT SPRT/ASSESSMENT   | 716     | SENIOR TRIP              | 320    | CLASSIFIED SALARIES           |
| 260  | TITLE I-A BASIC                | 425      | RLC QATQINNIAGVIK         | 320      | COUNSELORS                | 720     | ATHLETICS                | 329    | CLASSIFIED TEMPORARY SALARIES |
| 262  | MIGRANT EDUCATION BOOK         | 430      | NUNAMIUT SCHOOL ANAKTUVUK | 350      | INSTRUCTIONAL SUPPORT     | 721     | SHOP CLASS - VOC ED      | 360    | EMPLOYEE BENEFITS             |
| 263  | TITLE I-C                      | 440      | TIKIGAQ SCHOOL PT HOPE    | 351      | CURRICULUM & INSTRUCTION  | 722     | MUSIC                    | 410    | PROFESSIONAL & TECHNICAL      |
| 264  | TITLE I-A HOMELESS             | 450      | TRAPPER SCHOOL NUIQSUT    | 352      | LIBRARY                   | 723     | BOOK FAIR                | 420    | STAFF TRAVEL                  |
| 265  | TITLE I-A SCHOOL IMPR PLANNING | 460      | KALI SCHOOL PT LAY        | 355      | INFORMATION TECHNOLOGY    | 725     | BASKETBALL CHEERLEADERS  | 425    | STUDENT TRAVEL                |
| 270  | TITLE II-A PRINC & TCH R&R     | 470      | ALAK SCHOOL WAINWRIGHT    | 400      | SCHOOL ADMINISTRATION     | 726     | CLOSE-UP                 | 430    | UTILITIES                     |
| 272  | TITLE IV-A                     | 480      | HAROLD KAVEOLOOK KAKTOVIK | 450      | SCHOOL ADMIN SUPPORT STF  | 727     | RECYCLING                | 431    | WATER & SEWER                 |
| 277  | ESSER II_CRRSA Act             | 490      | MEADE RIVER ATQASUK       | 510      | DISTRICT ADMINISTRATION   | 728     | CROSS COUNTRY            | 433    | COMMUNICATIONS/PHONE/POST     |
| 278  | AMERICAN RESCUE PLAN           | 499      | KIITA LEARNING CENTER     | 511      | SCHOOL BOARD              | 729     | LITTLE DRIBBLERS         | 435    | ELECTRICITY                   |
| 285  | TITLE VI-B                     |          |                           | 550      | DIST ADMIN SUPPORT BUSOFF | 730     | DRAMA CLUB               | 436    | FUEL OIL/NATURAL GAS          |
| 286  | SCHOOL EMERGENCY MGMT          |          |                           | 551      | HUMAN RESOURCES           | 731     | BATTLE OF THE BOOKS      | 440    | OTHER PURCHASED SERVICES      |
| 287  | ALT SCH'S GRANT-KIITA          |          |                           | 600      | MAINTENANCE & OPERATIONS  | 732     | BOY'S BASKETBALL         | 441    | RENTALS                       |
| 288  | SUBSTANCE PREVENTION           |          |                           | 601      | M&O JANITORIAL            | 734     | VILLAGE BASKETBALL       | 442    | BUILDING REPAIR & MAINT       |
| 310  | CARL PERKINS BASIC             |          |                           | 700      | PUPIL ACTIVITY            | 735     | WRESTLING                | 443    | EQUIPMENT REPAIR & MAINT      |
| 315  | TITLE VI-B 619 PRESCHOOL       |          |                           | 760      | STD TRANS-TO/FROM SCHOOL  | 736     | LIBRARY                  | 445    | INSURANCE & BOND PREMIUMS     |
| 345  | ARTISTS IN SCHOOLS GRANT       |          |                           | 761      | STD TRANS-STD ACTIVITIES  | 737     | AFTER SCHOOL PROGRAM     | 450    | SUPPLIES/MATERIALS/MEDIA      |
| 349  | NV ARTISTS IN SCHOOLS          |          |                           | 762      | STD TRANS-OTHER           | 738     | MIDDLE SCHOOL            | 452    | MAINTENANCE SUPPLIES          |
| 350  | JOHNSON O'MALLEY               |          |                           | 780      | COMMUNITY SERVICES        | 739     | LIFE SKILLS              | 453    | JANITORIAL SUPPLIES           |
| 351  | JOM CAPACITY BUILDING          |          |                           | 790      | FOOD SERVICES             | 740     | NHS                      | 455    | SCH BUS-MAINT SUPPLIES        |
| 360  | INDIAN EDUCATION               |          |                           | 900      | FUND TRANSFERS            | 741     | SUMMER RECREATIONAL PRGM | 457    | SMALL TOOLS                   |
| 368  | RUS - BEHAVIORAL HEALTH        |          |                           |          |                           | 744     | PROM                     | 458    | GAS & OIL                     |
| 369  | RUS                            |          |                           |          |                           | 745     | COATS FOR NEEDY KIDS     | 459    | FOOD                          |
| 370  | HIGHER PATHWAYS                |          |                           |          |                           | 747     | SCHOOL DANCERS           | 460    | MILK                          |
| 377  | ASRC-CONTRIBUTION              |          |                           |          |                           | 748     | ARCTIC STARS             | 470    | TEXTBOOKS/LIBRARY/MEDIA       |
| 378  | VILLAGE ATHLETICS PROGRAM      |          |                           |          |                           | 750     | SCIENCE CLUB/ROBOTICS    | 471    | TEXTBOOKS                     |
| 379  | NSB-CTE RESID LRNING CTR       |          |                           |          |                           | 752     | SOC. COMM./STUDENT ACT.  | 477    | FF & E (UNDER \$5000)         |
| 385  | EXXON KAK OPERATION SUPP       |          |                           |          |                           | 753     | ART CLASS                | 479    | OTHER SUPPLIES/MISCELLAN      |
| 511  | DW IMPACT AID SCH MJR MTN      |          |                           |          |                           | 754     | SPECIAL OLYMPICS         | 480    | TUITION/STIPENDS              |
| 600  | EMPLOYEE HOUSING               |          |                           |          |                           | 755     | STUDENT COUNCIL          | 490    | OTHER EXPENSES                |
| 710  | PUPIL ACTIVITY FUND            |          |                           |          |                           | 756     | STUDENT STORE            | 491    | DUES & FEES                   |
|      |                                |          |                           |          |                           | 757     | VICA                     | 495    | INDIRECT COSTS                |
|      |                                |          |                           |          |                           | 758     | YEARBOOK/PUBLICATIONS    | 510    | EQUIPMENT (OVER \$5000)       |
|      |                                |          |                           |          |                           | 761     | GIRL'S BASKETBALL        |        |                               |
|      |                                |          |                           |          |                           | 762     | VOLLEYBALL               |        |                               |
|      |                                |          |                           |          |                           | 763     | AFN                      |        |                               |
|      |                                |          |                           |          |                           | 764     | FUTURE TEACHERS/AMERICA  |        |                               |