

**BOARD OF TRUSTEES
AGENDA**

<input type="checkbox"/> Workshop	<input checked="" type="checkbox"/> Regular	<input type="checkbox"/> Special
-----------------------------------	---	----------------------------------

- (A) Report Only Recognition

Presenter(s): ISMAEL MIJARES, ASST. SUPERINTENDENT FOR BUSINESS & FINANCE

Briefly describe the subject of the report or recognition presentation.

REVIEW INVESTMENT OFFICER'S ANNUAL REPORT OF INVESTMENT TRANSACTIONS FOR ALL FUNDS FOR THE QUARTER ENDED AUGUST 31, 2013.

- (B) Action Item

Presenter(s):

Briefly describe the action required.

- (C) **Funding source: Identify the source of funds if any are required.**

- (D) **Clarification: Explain any question or issues that might be raised regarding this item.**

THE ANNUAL INVESTMENT REPORT IS BEING PREPARED IN ACCORDANCE WITH BOARD POLICY CDA (LOCAL).



EAGLE PASS INDEPENDENT SCHOOL DISTRICT

TO: Gilberto Gonzalez, Superintendent

FROM: Ismael Mijares
Asst. Superintendent for Business & Finance-Investment Officer *JMA*

SUBJECT: **ANNUAL INVESTMENT REPORT**

DATE: September 12, 2013

Attached is the District's Annual Investment Report in accordance with Board Policy CDA (Local). The Report includes statements for the period ending August 31, 2013. The following is a summary of the amounts invested in various accounts.

LONESTAR INVESTMENT POOL - CORPORATE OVERNIGHT PLUS FUND

ELEMENTARY FUND	311,712.16
GENERAL FUND	16,744,568.40
INTEREST & SINKING FUND	998,125.83
	<hr/>
	\$18,054,406.39

The grand total of the District's investments on August 31, 2013 was \$18,054,406.39. The market value of these investments as of August 31, 2013 was \$18,056,324.68.

The following yields earned on the District's investments should indicate the performance of the investments by comparing them to other indices.

<u>INVESTMENTS</u>	<u>AVERAGE 12-MONTH YIELD</u>	
	<u>2011-12</u>	<u>2012-13</u>
FIRST PUBLIC—LONE STAR INVESTMENT POOL - GOVERNMENT OVERNIGHT FUND	0.12%	.10%
FIRST PUBLIC—LONE STAR INVESTMENT POOL - CORPORATE OVERNIGHT PLUS FUND	0.25%	.19%

OTHER INDICES

<u>LONESTAR'S SOURCE</u>	<u>INDEX</u>	<u>RETURN</u>	
		<u>2011-12</u>	<u>2012-13</u>
STANDISH	30-DAY U.S. TREASURY BILL	0.04%	.05%
STANDISH	90-DAY U.S. TREASURY BILL	0.05%	.07%
STANDISH	6-MONTH U.S. TREASURY BILL	0.10%	.10%
STANDISH	FEDERAL FUNDS	0.25%	.25%

We will continue investing in the *First Public—Lone Star Investment Pool* for the 2013-14 school year.

Eagle Pass Independent School District

Schedule of Investments and Market Values

August 31, 2013

LONESTAR INVESTMENT POOL - **CORPORATE OVERNIGHT PLUS FUND**:

Account	Investments 8/31/2012	12 mth. Avg. Annual Yield	Market Values 8/31/2012	Investments 8/31/2013	12 mth. Avg. Annual Yield	Market Values 8/31/2013
Elementary Fund	311,114.46	0.25%	311,166.37	311,712.16	0.19%	311,745.28
General Fund	16,032,762.09	0.25%	16,035,437.10	16,744,568.40	0.19%	16,746,347.52
Interest & Sinking Fund	1,238,926.11	0.25%	1,239,132.82	998,125.83	0.19%	998,231.88
TOTAL OF INVESTMENTS	\$17,582,802.66	0.25%	\$17,585,736.29	\$18,054,406.39	0.19%	\$18,056,324.68

OTHER YIELD AVERAGES:

	8/31/2012*	11/30/2012*	2/28/2013*	5/31/2013*	8/31/2013**
Lonestar Investment Pool-Corporate Overnight Plus Fund	0.25%	0.23%	0.19%	0.18%	0.19%
Wall Street Journal 91-Day US Treasury Bill	0.06%	0.10%	0.08%	0.07%	0.07%
Wall Street Journal 6-Month US Treasury Bill	0.10%	0.14%	0.11%	0.10%	0.11%
Cash in bank accounts	0.16%	0.20%	0.18%	0.16%	0.17%

* 3-Month Average

** 12-Month Average

NOTE:

Cash in bank accounts as of 8/30/13--\$6,130,950.98: Food Service Fund \$15,681.62; General Operating Fund \$5,904,458.76; AND I & S Fund \$210,810.60.
Market Value of Securities Pledged: \$10,000,000.

EAGLE PASS INDEPENDENT SCHOOL DISTRICT
Schedule of Investments and Interest Earned
August 31, 2013

Fund	Fund Code	Account Type	Investments 8/31/2012	Interest Earned 9/1/2011 to 8/31/2012	Investments 8/31/2013	Interest Earned 9/1/2012 to 8/31/2013
Elementary Fund	865	Corporate Overnight Plus Fund	311,114.46	787.14	311,712.16	597.70
General Fund	199	Corporate Overnight Plus Fund	16,032,762.09	64,120.83	16,744,568.40	43,318.54
Interest & Sinking Fund	518	Corporate Overnight Plus Fund	1,238,926.11	8,218.23	998,125.83	7,990.24
		Total Invested/Interest Earned	<u>17,582,802.66</u>	<u>73,126.20</u>	<u>18,054,406.39</u>	<u>51,906.48</u>

EAGLE PASS INDEPENDENT SCHOOL DISTRICT

Cash in Bank Accounts

as of August 30, 2013

Food Service Fund		15,681.62
General Fund		
Tax Collections-Escrow Account	316,012.92	
Designated Purpose Fund	24,453.03	
Tax Collections-Credit Card/ACH Payments	40,460.07	
Payroll Fund	1,386,111.69	
Disbursement Fund	1,947,069.37	
Elementary Fund	29,298.31	
EPISD Non-Interest Bearing Account	1,000,000.00	
Health Insurance	120,123.14	
General Operating Fund	1,040,930.23	5,904,458.76
I & S Fund-Bond Series		210,810.60
	TOTAL	<u><u>6,130,950.98</u></u>
* Federal Deposit Insurance Corporation		250,000.00
** Pledged Amount (LOC)		10,000,000.00
TOTAL		<u><u>\$10,250,000.00</u></u>
Amount Over/(Under) Pledged		4,119,049.02

* Federal Deposit Insurance Corporation (FDIC) amount provided by the U.S. government as collateral to insure deposits.

** Irrevocable Letter of Credit (ILOC) amount provided by Compass Bank as collateral to protect deposits as required by the Public Funds Investment Act. The ILOC issued by Compass Bank is held independently by the Federal Home Loan Bank of Atlanta and the school district is the only entity that is entitled to draw funds against it should the bank fail.

Checking Account Interest Rates

3-Month Avg.*	3-Month Avg. **	3-Month Avg.***	3-Month Avg ****	12-Month
09/12-11/12	12/12-02/13	03/13-05/13	06/13-08/13	Average
0.20%	0.18%	0.16%	0.14%	0.17%

* 91-Day Treasury Bill Rate: 0.10% + Bank Basis Points: .10% = 0.20%

** 91-Day Treasury Bill Rate: 0.08% + Bank Basis Points: .10% = 0.18%

*** 91-Day Treasury Bill Rate: 0.06% + Bank Basis Points: .10% = 0.16%

**** 91-Day Treasury Bill Rate: 0.04% + Bank Basis Points: .10% = 0.14%

CD Interest Rates 12-Month Average

1-Month	3-Month	6-Month
0.20%	0.30%	0.48%

CD Rates are Based on Fair Market Value based on market conditions at the time a certificate of deposit is requested.

**BBVA COMPASS
EAGLE PASS INDEPENDENT SCHOOL DISTRICT
DEPOSITORY CONTRACT
LIMITS**

PLEGDED AMOUNT:

FDIC	\$	250,000.00
SECURITIES: Book Value		-
Market Value		-
Letter of credit (LOC)	\$	10,000,000.00

Total Collateral		\$	10,250,000.00
------------------	--	----	---------------

BANK ACCOUNT BALANCES AS OF: August 30, 2013

Eagle Pass ISD	3003202299	1,000,000.00
Designated Purpose Fund	3001202264	24,453.03
Disbursement Fund	3003202248	1,947,069.37
Elementary Fund	3003202272	29,298.31
Tax Collections-Escrow Account	0110400402	316,012.92
Food Service Fund	3001202280	15,681.62
General Operating Fund	3003603125	1,040,930.23
Health Insurance Fund	2517032800	120,123.14
I&S Fund	3003202307	210,810.60
Payroll Fund	3003202221	1,386,111.69
Tax Collections-Credit Card/ACH	3003018664	40,460.07

Certificates of Deposit		\$	-
-------------------------	--	----	---

Total Checking Account Balances		\$	6,130,950.98
---------------------------------	--	----	--------------

Amount Over/(Under) Pledged		\$	4,119,049.02
-----------------------------	--	----	--------------

BBVA COMPASS
EAGLE PASS INDEPENDENT SCHOOL DISTRICT
DEPOSITORY CONTRACT
LIMITS

PLEGDED AMOUNT:

FDIC	\$	1,250,000.00
SECURITIES: Book Value		3,397,845.80
Market Value		3,417,667.00
Letter of credit (LOC)	\$	10,000,000.00

Total Collateral		\$ 14,667,667.00
------------------	--	------------------

BANK ACCOUNT BALANCES AS OF: August 31, 2012

Eagle Pass ISD	3003202299	1,000,000.00	
Construction Fund-Bond Proceeds	2103210771	-	
Designated Purpose Fund	3001202264	12,145.50	
Disbursement Fund	3003202248	1,750,216.26	
Elementary Fund	3003202272	114,351.24	
Tax Collections-Escrow Account	0110400402	313,111.36	
Food Service Fund	3001202280	230,142.33	
General Operating Fund	3003603125	249,507.64	
Health Insurance Fund	2517032800	372,185.34	
I&S Fund	3003202307	185,627.18	
Payroll Fund	3003202221	1,586,848.17	
Tax Collections-Credit Card/ACH	3003018664	40,514.23	
Certificates of Deposit		\$ -	
Total Checking Account Balances			\$ 5,854,649.25
Amount Over/(Under) Pledged			\$ 8,813,017.75

Participant #: 159901

Lone Star
Investment Pool
2013 4th Quarter
Quarterly Statement

Statement Period: 06/01/2013 to 08/31/2013

Ismael Mijares
Eagle Pass ISD
1420 Eidson Rd
Eagle Pass, Texas 78852-5410



Summary of Portfolio Holdings

Account	Fund	Number of Shares	Price Per Share	Account Book Value (USD)	Account Market Value (USD)	% Port.
<i>Elementary Fund</i>	Corporate Overnight Plus Fund	623,424.32	0.50	311,712.16	311,745.28	1.73%
Totals:				311,712.16	311,745.28	

Account	Fund	Number of Shares	Price Per Share	Account Book Value (USD)	Account Market Value (USD)	% Port.
<i>General Fund</i>	Corporate Overnight Plus Fund	33,489,136.80	0.50	16,744,568.40	16,746,347.52	92.75%
Totals:				16,744,568.40	16,746,347.52	

Account	Fund	Number of Shares	Price Per Share	Account Book Value (USD)	Account Market Value (USD)	% Port.
<i>Interest & Sinking Fund</i>	Corporate Overnight Plus Fund	1,996,251.66	0.50	998,125.83	998,231.88	5.53%
Totals:				998,125.83	998,231.88	

Totals

Fund	Number of Shares	Price Per Share	Fund Balance (USD)	% Port.
Corporate Overnight Fund	0.00	1.00	0.00	0.00 %
Government Overnight Fund	0.00	1.00	0.00	0.00 %
Corporate Overnight Plus Fund	36,108,812.78	.50	18,054,406.39	100.00 %
Total Value:			18,054,406.39	100.00 %

Portfolio Transactions

Elementary Fund - Corporate Overnight Plus Fund

Settle Date	Trade Type	Share Balance	Number of Shares	Price/Share	Amount (USD)
06/01/2013	Starting Balance	623,150.86			311,575.43
06/28/2013	Interest	623,240.78	89.92	0.50	44.96
07/31/2013	Interest	623,334.52	93.74	0.50	46.87
08/30/2013	Interest	623,424.32	89.80	0.50	44.90
08/31/2013	Ending Balance	623,424.32			311,712.16

General Fund - Corporate Overnight Plus Fund

Settle Date	Trade Type	Share Balance	Number of Shares	Price/Share	Amount (USD)
06/01/2013	Starting Balance	47,754,788.42			23,877,394.21
06/03/2013	Vendor Payment Tristar Risk Management RFC-047135, Invoice#91593	47,735,489.98	-19,298.44	0.50	-9,649.22
06/07/2013	Deposit	47,738,156.64	2,666.66	0.50	1,333.33
06/10/2013	Withdrawal	47,629,105.82	-109,050.82	0.50	-54,525.41
06/11/2013	Deposit	49,471,358.84	1,842,253.02	0.50	921,126.51
06/11/2013	Withdrawal	45,471,358.84	-4,000,000.00	0.50	-2,000,000.00
06/11/2013	Withdrawal	43,629,105.82	-1,842,253.02	0.50	-921,126.51
06/12/2013	Withdrawal	40,629,105.82	-3,000,000.00	0.50	-1,500,000.00
06/14/2013	Deposit	40,846,283.04	217,177.22	0.50	108,588.61
06/14/2013	Vendor Payment Texas State Natural Gas, Inc. RFC-64772, Monthly Billing	40,842,477.58	-3,805.46	0.50	-1,902.73
06/17/2013	Deposit	41,243,697.58	401,220.00	0.50	200,610.00
06/17/2013	Deposit	41,288,749.58	45,052.00	0.50	22,526.00
06/17/2013	Deposit	41,294,082.90	5,333.32	0.50	2,666.66
06/17/2013	Deposit	42,407,102.90	1,113,020.00	0.50	556,510.00
06/17/2013	Withdrawal	42,189,925.68	-217,177.22	0.50	-108,588.61
06/17/2013	Withdrawal	40,630,633.68	-1,559,292.00	0.50	-779,646.00
06/19/2013	Vendor Payment HEB Grocery Company, LP Acct No. 10013731000, Monthly Statement	40,611,050.52	-19,583.16	0.50	-9,791.58
06/21/2013	Deposit	40,900,290.52	289,240.00	0.50	144,620.00
06/21/2013	Deposit	42,795,634.52	1,895,344.00	0.50	947,672.00
06/21/2013	Deposit	42,898,442.52	102,808.00	0.50	51,404.00
06/21/2013	Deposit	42,970,158.52	71,716.00	0.50	35,858.00
06/24/2013	Withdrawal	40,611,050.52	-2,359,108.00	0.50	-1,179,554.00
06/25/2013	Deposit	57,868,796.52	17,257,746.00	0.50	8,628,873.00
06/26/2013	Withdrawal	52,668,796.52	-5,200,000.00	0.50	-2,600,000.00
06/26/2013	Vendor Payment Tristar Risk Management RFC-047140, Invoice#91670	52,645,403.90	-23,392.62	0.50	-11,696.31
06/26/2013	Vendor Payment Tristar Risk Management RFC-047142, Inv#91785	52,627,271.48	-18,132.42	0.50	-9,066.21
06/28/2013	Interest	52,633,892.22	6,620.74	0.50	3,310.37
07/01/2013	Withdrawal	51,633,892.22	-1,000,000.00	0.50	-500,000.00
07/03/2013	Withdrawal	51,557,214.20	-76,678.02	0.50	-38,339.01
07/10/2013	Withdrawal	45,557,214.20	-6,000,000.00	0.50	-3,000,000.00
07/11/2013	Deposit	45,557,320.18	105.98	0.50	52.99
07/11/2013	Withdrawal	44,057,320.18	-1,500,000.00	0.50	-750,000.00
07/16/2013	Vendor Payment Texas State Natural Gas, Inc. RFC-65218, Monthly Billing	44,055,037.70	-2,282.48	0.50	-1,141.24
07/17/2013	Vendor Payment HEB Grocery Company, LP Acct #10013731000, Monthly Billing	44,039,353.96	-15,683.74	0.50	-7,841.87
07/24/2013	Withdrawal	39,039,353.96	-5,000,000.00	0.50	-2,500,000.00
07/24/2013	Vendor Payment Tristar Risk Management RFC-047147, Inv#91963	39,020,807.18	-18,546.78	0.50	-9,273.39
07/24/2013	Vendor Payment Tristar Risk Management RFC-047131, Inv#91481	38,997,335.16	-23,472.02	0.50	-11,736.01
07/24/2013	Vendor Payment Tristar Risk Management RFC-047145, Inv#91851	38,983,976.40	-13,358.76	0.50	-6,679.38

General Fund - Corporate Overnight Plus Fund (Continued)

Settle Date	Trade Type	Share Balance	Number of Shares	Price/Share	Amount (USD)
07/25/2013	Deposit	54,087,348.40	15,103,372.00	0.50	7,551,686.00
07/25/2013	Deposit	54,348,304.40	260,956.00	0.50	130,478.00
07/25/2013	Deposit	54,774,560.40	426,256.00	0.50	213,128.00
07/25/2013	Deposit	56,209,390.40	1,434,830.00	0.50	717,415.00
07/26/2013	Deposit	56,260,978.40	51,588.00	0.50	25,794.00
07/29/2013	Withdrawal	54,138,936.40	-2,122,042.00	0.50	-1,061,021.00
07/31/2013	Deposit	54,325,282.34	186,345.94	0.50	93,172.97
07/31/2013	Withdrawal	54,194,969.10	-130,313.24	0.50	-65,156.62
07/31/2013	Interest	54,202,283.04	7,313.94	0.50	3,656.97
08/01/2013	Deposit	54,281,008.28	78,725.24	0.50	39,362.62
08/01/2013	Withdrawal	50,781,008.28	-3,500,000.00	0.50	-1,750,000.00
08/05/2013	Deposit	50,797,811.58	16,803.30	0.50	8,401.65
08/06/2013	Withdrawal	50,792,478.26	-5,333.32	0.50	-2,666.66
08/06/2013	Withdrawal	50,792,372.28	-105.98	0.50	-52.99
08/06/2013	Withdrawal	50,775,568.98	-16,803.30	0.50	-8,401.65
08/06/2013	Withdrawal	50,772,902.32	-2,666.66	0.50	-1,333.33
08/08/2013	Withdrawal	50,266,148.32	-506,754.00	0.50	-253,377.00
08/09/2013	Deposit	50,713,032.32	446,884.00	0.50	223,442.00
08/09/2013	Deposit	50,772,902.32	59,870.00	0.50	29,935.00
08/12/2013	Withdrawal	44,772,902.32	-6,000,000.00	0.50	-3,000,000.00
08/13/2013	Withdrawal	44,722,058.40	-50,843.92	0.50	-25,421.96
08/14/2013	Deposit	44,774,688.98	52,630.58	0.50	26,315.29
08/14/2013	Vendor Payment Texas State Natural Gas, Inc. RFC-65241, Monthly Billing	44,772,978.86	-1,710.12	0.50	-855.06
08/15/2013	Withdrawal	43,772,978.86	-1,000,000.00	0.50	-500,000.00
08/16/2013	Withdrawal	43,720,348.28	-52,630.58	0.50	-26,315.29
08/16/2013	Vendor Payment Tristar Risk Management RFC-047149, Inv#92031	43,711,493.74	-8,854.54	0.50	-4,427.27
08/19/2013	Vendor Payment HEB Grocery Company, LP Acct-10013731000, Monthly Billing	43,709,599.40	-1,894.34	0.50	-947.17
08/23/2013	Vendor Payment TASB UC (Treasury)	43,679,396.78	-30,202.62	0.50	-15,101.31
08/26/2013	Withdrawal	43,493,050.84	-186,345.94	0.50	-93,172.97
08/27/2013	Vendor Payment Tristar Risk Management RFC-47153, Inv#92144	43,482,650.54	-10,400.30	0.50	-5,200.15
08/27/2013	Withdrawal	37,482,650.54	-6,000,000.00	0.50	-3,000,000.00
08/29/2013	Withdrawal	33,482,650.54	-4,000,000.00	0.50	-2,000,000.00
08/30/2013	Deposit	33,739,844.54	257,194.00	0.50	128,597.00
08/30/2013	Deposit	33,958,490.54	218,646.00	0.50	109,323.00
08/30/2013	Withdrawal	33,482,650.54	-475,840.00	0.50	-237,920.00
08/30/2013	Interest	33,489,136.80	6,486.26	0.50	3,243.13
08/31/2013	Ending Balance	33,489,136.80			16,744,568.40

Interest & Sinking Fund - Corporate Overnight Plus Fund

Settle Date	Trade Type	Share Balance	Number of Shares	Price/Share	Amount (USD)
06/01/2013	Starting Balance	11,093,958.06			5,546,979.03
06/28/2013	Interest	11,095,558.86	1,600.80	0.50	800.40
07/31/2013	Interest	11,097,227.78	1,668.92	0.50	834.46
08/08/2013	Withdrawal	1,995,660.26	-9,101,567.52	0.50	-4,550,783.76
08/30/2013	Interest	1,996,251.66	591.40	0.50	295.70
08/31/2013	Ending Balance	1,996,251.66			998,125.83

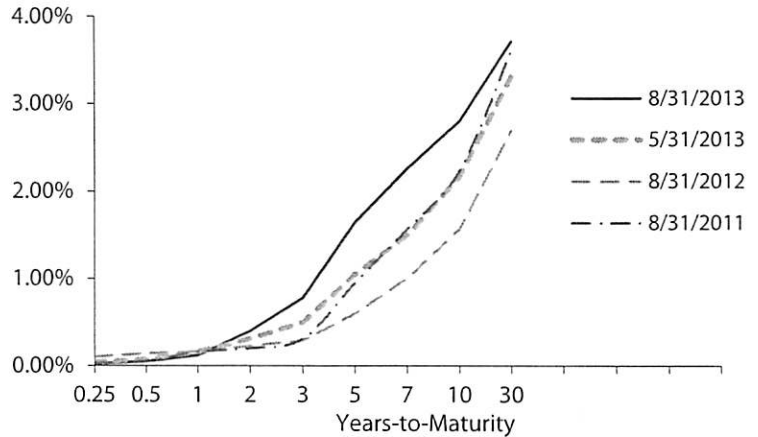
Important Information about this statement

Please review this statement carefully, it is the official record of your account with Lone Star Investment Pool and First Public, LLC. If you disagree with any transaction, or if there are any errors or omissions in this statement please notify us promptly in writing, but no later than 10 business days after receipt of this statement. Trades pending settlement will not appear on this statement. All such trades will appear in the next monthly statement. The yield for the period is an annualized rate that reflects the relationship between the average amount of income earned and the average daily balance for the account. Please notify First Public promptly and in writing of any changes of address or phone number. Times of transactions will be furnished upon written request. The Lone Star Investment Pool Information Statement should be read carefully before investing. Investors should consider the investment objectives, risks, charges and expenses associated with municipal fund securities before investing. All transactions are no load. No remuneration has, or will be, paid to any entity in connection with this transaction. An investor may obtain an Information Statement by contacting First Public at the address and phone number identified above. An investment in Lone Star investment Pool is not insured or guaranteed by the Federal Deposit Insurance Corporation ("FDIC") or any other government agency and although Lone Star Investment Pool seeks to preserve the value of the investment at a fixed share price, it is possible to lose money by investing in municipal fund securities.

Lone Star Investment Pool Quarterly Position Report—August 31, 2013

The Treasury bond market traded lower during the quarter ending August 31, as yields rose 11 to 66 basis points across the curve. The largest price declines were in the five- to 10-year area of the yield curve. The increase in yields was attributed to the Federal Reserve's indication of winding down the bond purchase program in September. The equity market finished the period mixed as the Dow, NASDAQ and S&P 500 indices returned 2.0%, +3.9% and +0.1%, respectively. The economy gained 148,000 jobs per month from June through August. The unemployment rate fell to 7.3% from 7.9% at the start of the year. The second quarter GDP was revised to 2.5% from the original estimate of 1.7%. The housing market has shown improvement over the year, but increasing mortgage rates may dampen the recent improvements. The market has been sensitive to developments in Syria. Concerns of a military conflict could cause a flight to quality into U.S. Treasury assets. It may also increase demand for other safe-haven assets such as gold and cash.

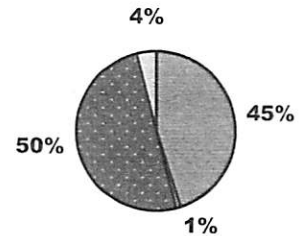
U.S. Treasury Yield Curves



Government Overnight Fund Duration 0.170581

	Participant Assets	Market Value
Beginning-of-Quarter Balance	3,441,432,805.50	3,441,824,930.73
Deposits	1,152,445,839.70	
Withdrawals	(2,422,877,376.05)	
End-of-Quarter Balance	2,171,001,269.15	2,171,466,212.20

- Cash/Repo
- US Treasuries
- Agencies
- FDIC Guaranteed
- US Dept Ed Guaranteed
- Money Market Funds



Corporate Overnight Fund Duration 0.147292

	Participant Assets	Market Value
Beginning-of-Quarter Balance	1,132,330,569.83	1,132,352,847.79
Deposits	791,327,119.40	
Withdrawals	(832,505,231.59)	
End-of-Quarter Balance	1,091,152,457.64	1,091,225,967.97

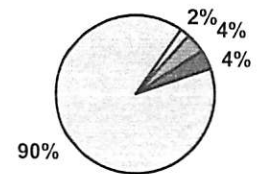
- Cash/Repo
- US Treasuries
- Agencies
- Commercial Paper
- FDIC Guaranteed
- US Dept of Ed Guaranteed
- Money Market Funds



Corporate Overnight Plus Fund Duration 0.189299

	Participant Assets	Market Value
Beginning-of-Quarter Balance	3,313,510,793.98	3,313,656,175.39
Deposits	1,820,328,575.16	
Withdrawals	(2,377,207,303.73)	
End-of-Quarter Balance	2,756,632,065.41	2,756,924,959.25

- Cash/Repo
- US Treasuries
- Agencies
- Commercial Paper
- FDIC Guaranteed
- US Dept of Ed Guaranteed
- Money Market Funds



Returns

	June		July		Aug	
	Average Rate	7-day SEC Yield	Average Rate	7-day SEC Yield	Average Rate	7-day SEC Yield
Govt Overnight Fund	0.06%	0.09%	0.04%	0.04%	0.06%	0.07%
Corp Overnight Fund	0.15%	0.15%	0.15%	0.15%	0.14%	0.14%
Corp Overnight Plus Fund	0.18%	0.18%	0.18%	0.18%	0.17%	0.16%

William Mastrodicasa

Lone Star Investment Pool Investment Officers

Chris Szanislo

Distributed by First Public. The Lone Star Information Statement should be read carefully before investing. Investors should consider the investment objectives, risks, charges, and expenses associated with this or any security prior to investing. Investment in Lone Star Investment Pool is not insured or guaranteed by the Federal Deposit Insurance Corporation (FDIC) or any other government agency, and although Lone Star seeks to preserve the value of the investment at a fixed share price, it is possible to lose money by investing in Lone Star. For further information or for an Information Statement, contact First Public at 800-558-8875.