



Campus Capacity

2023-2024



Purpose

This report will provide a summary of Denton ISD's campus functional capacity and projected enrollment data for the 2023-2024 school year. In addition, this report will identify the Denton ISD campuses that will be open or closed to intra-district and inter-district transfers.



Building Functional Capacity

740

Elementary

Closed at 85%

1000

Middle

Closed at 90%

2400

DHS/RHS

Closed at 90%

2800

BHS/GHS

Closed at 90%



Campus	23-24 Projections	Functional Capacity	Functional Capacity %	Open (O) or Closed (C)
Braswell Zone				
Bell	611	740	82.57%	O
Cross Oaks	713	740	96.35%	C
Paloma Creek	610	740	82.43%	O
Providence	631	740	85.27%	C
Sandbrock	716	740	96.76%	C
Savannah	708	740	95.68%	C
Union Park	719	740	97.16%	C
Cheek	704	1000	70.40%	O
Navo	751	1000	75.10%	O
Rodriguez	639	1000	63.90%	O
Braswell	2838	2800	101.36%	C
Denton Zone				
Alexander	586	740	79.19%	O
Borman	416	740	56.22%	O
Evers	645	740	87.16%	C
Houston	489	740	66.08%	O
Newton Rayzor	612	740	82.70%	O
WS Ryan	604	740	81.62%	O
Calhoun	783	1000	78.30%	O
McMath	775	1000	77.50%	O
Denton	2063	2400	85.96%	O
Guyer Zone				
Adkins	406	740	54.86%	O
Blanton	514	740	69.46%	O
EP Rayzor	320	740	43.24%	O
Hawk	632	740	85.41%	C
McNair	514	740	69.46%	O
Nelson	502	740	67.84%	O
Crownover	818	1000	81.80%	O
Harpool	786	1000	78.60%	O
Guyer	2582	2800	92.21%	C
Ryan Zone				
Ginnings	612	740	82.70%	O
Hodge	626	740	84.59%	C
Pecan Creek	665	740	89.86%	C
Rivera	627	740	84.73%	C
Stephens	449	740	60.68%	O
Shultz	670	740	90.54%	C
Myers	822	1000	82.20%	O
Strickland	943	1000	94.30%	C
Ryan	2309	2400	96.21%	C





Elementary Open & Closed Campuses



Open Campuses



Adkins	57%
Alexander	79%
Bell	83%
Blanton	69%
Borman	56%
EP Rayzor	43%
Ginnings	83%
Houston	66%
McNair	69%
Nelson	68%
N. Rayzor	83%
Paloma Creek	82%
Stephens	61%
WS Ryan	82%

Closed Campuses



Cross Oaks	96%
Evers	87%
Hawk	85%
Hodge	85%
Pecan Creek	90%
Providence	85%
Rivera	85%
Sandbrock	97%
Savannah	96%
Shultz	91%
Union Park	97%





Middle School Open & Closed Campuses



Open Campuses




Calhoun	78%
Cheek	70%
Crownover	81%
Harpool	79%
McMath	78%
Navo	75%
Myers	82%
Rodriguez	64%

Closed Campus



Strickland	94%
------------	-----

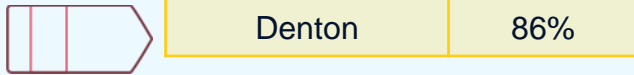




High School Open & Closed Campuses




Open Campus



Closed
Campuses



Braswell	101%
Guyer	92%
Ryan	96%



Questions?



Student Support Services

