



BOARD MEETING DATE
January 13, 2014

NORTHWEST REGIONAL ESD ANNUAL REPORT

SITUATION:

Michael Ingalls and Paul Peterson from Northwest Regional ESD will present the annual report.

RECOMMENDATION:

It is recommended that the Beaverton School Board receive this report as an informational item.

The Beaverton School District recognizes the diversity and worth of all individuals and groups. It is the policy of the Beaverton School District that there will be no discrimination or harassment of individuals or groups based on race, color, religion, gender, sexual orientation, gender identity, gender expression, national origin, marital status, age, veterans' status, genetic information or disability in any educational programs, activities or employment.

Northwest Regional
Education Service District

2012-13 ANNUAL REPORT



Serving the 20 School Districts in Clatsop, Columbia,
Tillamook, and Washington counties, Oregon.

NORTHWEST REGIONAL EDUCATION SERVICE DISTRICT

Regional Office: 5825 NE Ray Circle, Hillsboro, Oregon 97124

Phone: 503-614-1428 | Fax: 503-614-1440

Toll-free in Oregon: 1-888-990-7500

2013-2014 ADMINISTRATION

Superintendent

James Sager503-614-1401
jsager@nwresd.k12.or.us

Assistant Superintendent

Paul Peterson503-614-1433
ppeterson@nwresd.k12.or.us

Chief Financial Officer

Janice Essenberg503-614-1253
jessenberg@nwresd.k12.or.us

Chief Human Resource Officer

Robyn Bean503-614-1255
rbean@nwresd.k12.or.us

Chief Information Officer

Rick Wahlstrom.....503-614-1412
rickw@nwresd.k12.or.us

Director of Early Intervention/ Early Childhood Education

Nancy Ford.....503-614-1251
nancyf@nwresd.k12.or.us

Director of Instructional Services

Art Anderson.....503-614-1443
aanderson@nwresd.k12.or.us

Director of Related Services

Paul Peterson503-614-1433
ppeterson@nwresd.k12.or.us

Director of Schools

Kerri Smith503-614-1473
kmsmith@nwresd.k12.or.us

Clatsop County Education Coordinator

Paula Mills503-325-2862
pmills@nwresd.k12.or.us

Columbia County Education Coordinator

Cynthia Jaeger, Ed.D.....503-366-4100
cjaeger@nwresd.k12.or.us

Tillamook County Education Coordinator

Kim Durrer.....503-842-8423

TABLE OF CONTENTS

Guiding Principles/Mission Statement.....	i
Map of Service Area.....	ii
Board of Directors.....	iii
Overview, Accomplishments, and Focus Areas	
Early Intervention/Early Childhood Education.....	1
Related Services Department.....	2
Department of Schools.....	3
Instructional Services.....	4
Technology Services.....	5
Administration and Board.....	6
Financial Overview.....	7
Service Credit Allocations and Core Services.....	8
Chart of Expenditures by District.....	9-10
Advisory Committees.....	11-13
School District Utilization of ESD Services	
Clatsop County.....	14-24
Columbia County.....	26-36
Tillamook County.....	38-44
Washington County.....	46-60

2012-2013

Administrators

Superintendent: James Sager

Assistant Superintendent: Paul Peterson

Chief Financial Officer: Janice Essenberg

Chief Human Resource Officer: Robyn Bean

Chief Information Officer: Rick Wahlstrom

Department Directors

Instructional Services: Art Anderson

EI/ECSE: Nancy Ford

Related Services: Joan Steiner

Schools: Kerri Smith

County Education Coordinators

Clatsop County: Paula Mills

Columbia County: Cindy Jaeger

Tillamook County: Kim Durrer



GUIDING PRINCIPLES

Our Customers

- Will be treated with respect, dignity, and professionalism.
- Will have fair and equal access to NWRES D programs and services.
- Will have ample opportunity for input regarding programs and services provided by the NWRES D, as well as evaluative responses regarding their quality.

Our Services

- Will be aligned to the needs and priorities of our component districts and the Oregon Department of Education.
- Will represent quality, innovative, and cost-effective options.
- Will maximize fiscal and human resources consistent with the district's mission and guiding principles.

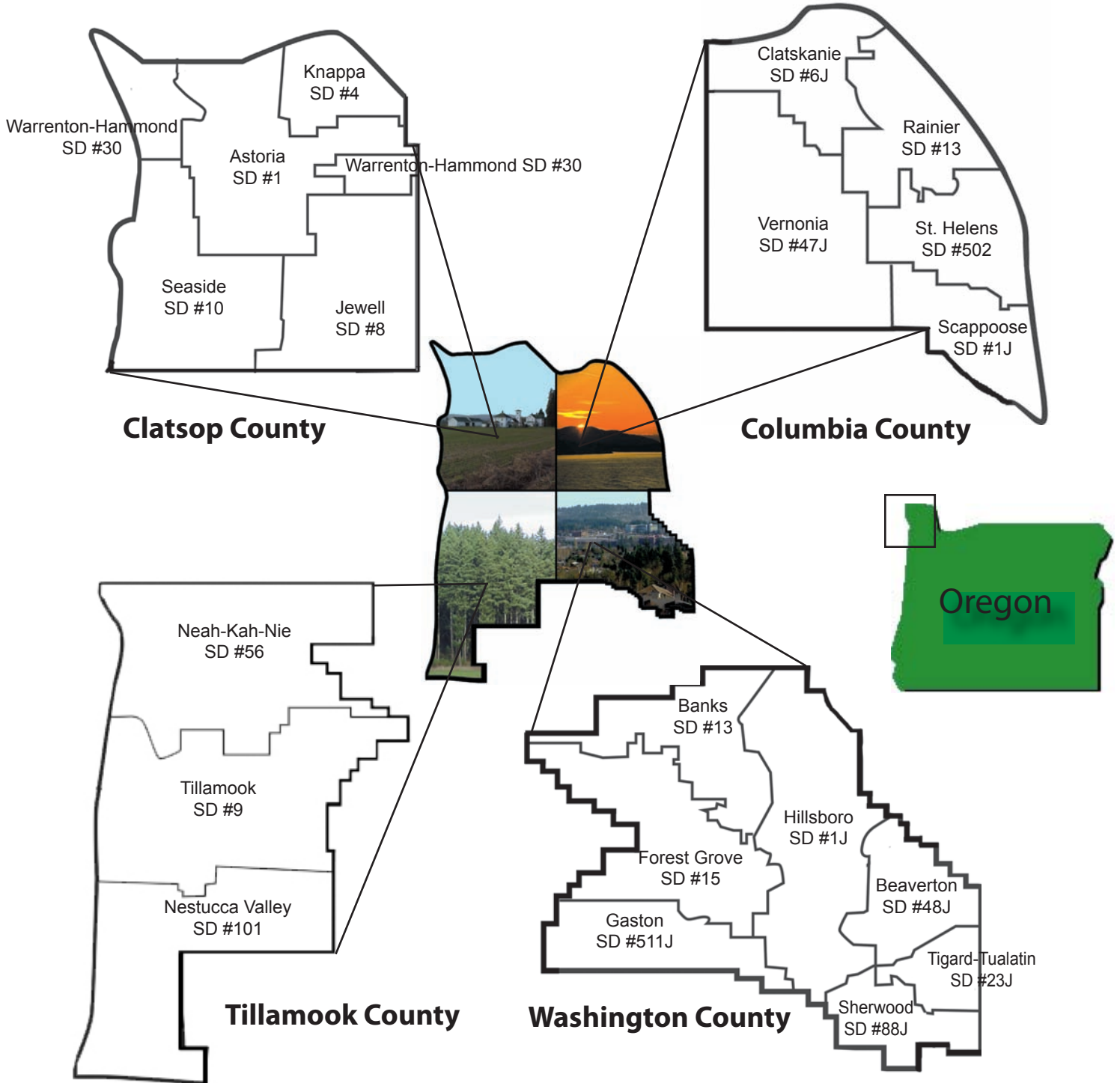
Our Staff

- Represent efforts to hire the most talented people, who are excited about working at NWRES D.
- Actively participate in continuous self and program improvement opportunities.
- Work in settings that communicate staff value and expectations of high performance.

MISSION STATEMENT

To provide equitable support to our school districts
in their mission to educate all students.

Four-County Service Area



2012-13 Board of Directors

The Northwest Regional Education Service District is governed by a nine-member board consisting of five elected directors, each representing specific school districts in the region, and four appointed directors from each of the following regional groups: higher education, social services, business community, and one at-large member. The Board works closely with the ESD's superintendent to determine district policies and to ensure the highest quality programs and services are being delivered to schools in the region.

RENÉE BRUCE, CHAIR

Social Service position

Renée has worked for Community Action for the past 19 years, and currently serves as Director of Family & Community Resources. She serves on the following boards; C.A.S.H. – Creating Assets Savings & Hope, Essential Health Clinic, Washington County Housing Advisory Board, and chairs the Washington County Childhood Care and Education Advisory Committee.

KATHLEEN SAMSEL, VICE CHAIR

Zone 2: Astoria, Jewell, Knappa, Seaside, Warrenton-Hammond, Neah-Kah-Nie, Nestucca Valley, Tillamook, Banks, and Forest Grove school districts

Kathleen retired from education in 2000 after teaching in the Hillsboro and Lake Oswego school districts. Her 32-year career included elementary principalships in McMinnville and Seaside. Kathy served on Clatsop Commission for Children and was on the board of the Salvation Army in Clatsop County. She is currently active in Community Tsunami Awareness Group (T.A.G.) and the Seaside Library Art Committee.

EARL FISHER

Zone 4: Beaverton (Beaverton and Sunset high school attendance areas), Clatskanie, Rainier, Scappoose, St. Helens, and Vernonia school districts

Earl retired from education with over 34 years of service. He spent the last three years of his career as Administrator of the Northwest Regional ESD's Clatsop Service Center in Astoria, retiring in 2003. Earl is a Columbia County Commissioner and on the Board of Directors for the Columbia County Commission on Children and Families, the Clatskanie Fire Dept., the St. John Hospital Foundation, and the Clatskanie Kiwanis.

DR. CONSTANCE GREEN

Higher Education position

Connie has been involved with Oregon Community College's for 39 years. In her professional journey she has served as Deputy Commissioner for Oregon Community Colleges, educational and workforce policy advisor to Governor Roberts, and post-secondary policy advisor to the State Board of Education. Connie has also had her own consulting company where she worked with organizations to address complex issues and improve policy and community relations.

MICHAEL INGALLS

Zone 5: Beaverton School District (Aloha, Southridge, and Westview high school attendance areas)

Michael has resided in Washington County since 1994. He has a bachelor of science degree in economics from Santa Clara University. He is an active member in his community, serving four years as a leader in Cub Scouts; volunteering in his children's elementary school; and coaching youth sports.

MARILYN McGLASSON

At-Large position

Marilyn retired in 2005 after serving seven years as superintendent of the Banks School District in Washington County. She currently sits on the Portland Community College Board of Directors. Marilyn is a former member of the Washington County ESD Board, Washington Service Center Advisory Committee, and superintendent of the former Farmington View School District.

LISA POEHLITZ

Zone 3: Hillsboro School District

Lisa is a resident of the Hillsboro area and former member of the Hillsboro School Board of Directors. Lisa currently is a 4-H and Girl Scout Leader.

CHRISTINE RILEY

Zone 1: Gaston, Sherwood, and Tigard-Tualatin school districts

Chris has served on Gaston School District Board of Directors for the past few years and is well acquainted with ESDs. She has been a strong advocate of public service and community volunteering.

ANN SAMUELSON

Business position

Ann is president of Astoria Mechanical and Trailblazer Construction. She also serves as a Clatsop County Commissioner for District 5. Ann has served on the Meth Prevention Team, Diversity Action Committee, and was a citizen lobbyist/author of SB 304 (Asbesto related issues) in a recent legislative session.

EARLY INTERVENTION/EARLY CHILDHOOD EDUCATION SERVICES

Overview



Component school districts may request evaluation of children, birth to age 5, who have suspected delays for the purpose of determining their eligibility for Early Intervention or Early Childhood Special Education services. The EI/ECSE Evaluation Team includes Early Childhood Education Specialists, Speech-Language Pathologists, Occupational Therapists, Physical Therapists, and School Psychologists. Evaluations include a review of existing information and developmental, speech, language, behavior, and psychological assessments, if needed. Evaluations are classified as File Review (review of existing records only), Partial Evaluation (only one developmental area assessed), or Full Evaluation (two or more developmental areas assessed). Language interpretation services are used with families who are not fluent in English.

Top Accomplishments and Key Focus Areas

TOP ACCOMPLISHMENTS IN 2012-13

- Transitioned 674 children to kindergarten on September 1, 2012: 44 children in Clatsop County; 67 children in Columbia County; 18 children in Tillamook County; and 545 children in Washington County.
- Completed 2,126 early intervention/early childhood special education evaluations. This is an increase of 24 evaluations over the previous school year.
- Piloted the Second Steps Curriculum in Washington County in a classroom in the Hillsboro Education Center, Tualatin Early Childhood Center, and Woodside Early Childhood Center. The curriculum focuses on development of social and emotional skills to support learning.

KEY FOCUS AREAS FOR 2013-14

- Continue to implement Positive Behavior Interventions and Supports (PBIS) for all Early Intervention and Early Childhood Special Education programs.
- Focus on implementing the Second Steps Curriculum in the Early Childhood Special Education programs to support PBIS.
- Continue to create new partnerships with community preschools to provide services for children enrolled in the Early Childhood Special Education program.
- Continue to increase child find activities, ensuring that eligible children and their families have access to services.
- Relocate Woodside Early Childhood Center to a new facility that will support the increase in the number of Beaverton-area children and families receiving services.

RELATED SERVICES

Overview

Related Services supports children from birth to age 21, specifically designed to provide access to specialists with training and experience in working with students with autism spectrum disorder (ASD), severe orthopedic impairments, vision impairments, hearing impairments, speech language impairments, and those who are medically fragile.

Programs and services include: assessments to determine special education eligibility and education planning; audiology; physical and occupational therapy; speech/language; specialized classrooms for deaf and hard of hearing students, and itinerant services (educational consultation and direct services) for students who are blind/visually impaired, deaf and hard of hearing, or have severe orthopedic impairments, and American Sign Language interpreters.



Top Accomplishments and Key Focus Areas

TOP ACCOMPLISHMENTS IN 2012-13

- Department specialists used iPads to provide direct services to students and to participate in meetings and trainings remotely. Specific uses with students included trialing the iPads as communication devices and the use of applications that supported academic learning and behavior management.
- Professional development targets in the Related Services Department focused on meeting the diverse needs of all students. The Speech Language Pathology team (SLP team) worked specifically in the area of neurodiversity*. Several members of this team attended specific trainings, and met as a Professional Learning Community (PLC) to discuss implementation and application of these methods in their work with students. Data collected on this project reflected great results with students.

KEY FOCUS AREAS FOR 2013-14

- The SLP team will continue implementing neurobiological learning systems in their work with students.
- The Related Services Team will finalize the individual program websites in order to have them up and running and accessible to districts, parents, and community members.
- The Audiology program is working with districts to create a smooth process for providing evaluations through contracted services to school districts, while also providing a full spectrum of services to the EI/ECSE program through a sub-grant.

**Neurodiversity is an approach to learning and disabilities which suggests that diverse neurological conditions appear as a result of normal variations in the human genome and frames neurodiversity as a natural human variation rather than a disease. Advocates reject the idea that neurological differences need to be (or can be) cured.*

Pictured above: Oregon Reign All Star goalball team proudly display their second-place trophy for the US National Tournament in Florida in November 2013. Goalball is a team sport for athletes who are blind and/or visually impaired. The team is sponsored by the Blind and Visually Impaired Student Fund in partnership with the Northwest Association for Blind Athletes and the Northwest Regional Education Service District.

DEPARTMENT OF SCHOOLS

Overview



Behavioral Programs: The district provides special education to students in kindergarten through 12th grade with a wide range of specialized classrooms and schools for children with significant developmental, emotional, and behavioral disabilities. Classes operated by NWRES D deliver instruction by licensed teachers and instructional assistants who provide the necessary supervision, special education, and related services.

GED Testing Services: The ESD offers GED (General Equivalency Diploma) testing to qualified applicants at the district's Regional Office in Hillsboro and at the Columbia Service Center in St. Helens.

Home School Registration Services: Oregon Revised Statutes require ESDs to provide monitoring services for students for whom parents have chosen home schooling. The online registration system provides access to parents for required paperwork and documentation.

Northwest Outdoor Science School: The program gives students opportunities to experience the natural world in an outdoor setting, including Residential Outdoor School and Spring Break Outdoor School for 5th and 6th graders, Environmental Education Field Studies for 5th - 8th grade classes, and Cascade Education Corps for at-risk high school students.

Top Accomplishments and Key Focus Areas

TOP ACCOMPLISHMENTS IN 2012-13

- Day Treatment Programs implemented alternative methods of assessment to allow high school students to meet the benchmarks required for awarding a regular diploma.
- Cascade and Pacific Academy students and staff worked together to develop curriculum and instructional practices relating to the better understanding of cultural diversity through classroom discussions and journal writing; participated together as a school-wide team at the Rose Festival Dragon Boat Races; and actively utilized best practices strategies presented by the Oregon Research Institute in the development of personal well-being and interpersonal effectiveness.
- Outdoor School continued to thrive in 2012-2013. The program hosted 6,971 students from 25 districts and numerous private schools from around Oregon. Great strides were made in adapting curriculum to incorporate more science inquiry-based activities for students.

KEY FOCUS AREAS FOR 2013-14

- Transition GED program from paper- to computer-based testing, beginning January 2014.
- Improve professional growth and development plans for staff through workshops and trainings on teaching effectiveness strategies and goal-setting practices.
- Student and staff safety will continue to be impacted through the use of positive behavior intervention systems (PBIS) and professional trainings focusing on de-escalation strategies and techniques (Oregon Intervention System).

Pictured above: A high school counselor leads students in a field study project during their stay at Northwest Outdoor Science School. The program served over 2,000 students from around the state during the 2012-13 school year.

SCHOOL IMPROVEMENT SERVICES

Overview

- The Instructional Services Department provides support and consultation services in curriculum and staff development as requested by the 20 component school districts. Services are designed to assist districts in meeting the requirements of school reform legislation.
- The Professional Development Department provides training and support to school districts focused on school improvement related to Oregon's Education Act for the 21st Century and supports school district staff in implementing professional development activities.
- School Improvement Specialists provide leadership, support, and consultation in the area of school improvement, curriculum instruction, and assessment.
- The ELL and Migrant program supports and collaborates with school districts to develop and implement ELL plans that are compliant with state and federal guidelines.



Top Accomplishments and Key Focus Areas

TOP ACCOMPLISHMENTS IN 2012-13

- Supported component districts in transitioning to the Common Core State Standards (CCSS) by:
 - Reviewing and revising Continuous Improvement Plans (C.I.P.) and Achievement Compacts
 - Meeting the measurement of student proficiency in the CCSS
 - Implementation of Regional Positive Behavioral Interventions and Supports (PBIS)
- Expanded the partnership with local universities by creating courses for Continuing Licensure and Masters of Arts in Teaching Programs.
- Provided trainings for districts in the Essential Skill of reading and writing graduation requirement.
- Hosted ODE writing assessment and trained staff to score 14,500 papers.
- Increased summer Migrant and ELL services by 30 percent.
- Expanded Migrant Summer School to serve three counties.
- Increased English Learner (EL) and Migrant Parental Advisory Committees in Tillamook, Nestucca Valley, St. Helens, and Seaside school districts.
- Created the pbis.nwresd.org website, which supports the implementation of district and school PBIS Leadership Teams regionally and beyond.
- Assisted in the integration of School-Wide Information System (SWIS) with Synergy Information System and provided SWIS Data Information System training to individual schools for data-based decision-making regarding student behavior for 15 school districts.
- Guided and supported the Regional Talented and Gifted (TAG) Network.

TECHNOLOGY DEPARTMENT

Overview

- **Services to Schools:** The Technology Services Group (TSG), as a part of Cascade Technology Alliance (CTA), is responsible for the day-to-day computer services for school districts and ESD staff served by Columbia Gorge, Multnomah, Northwest Regional, and Willamette ESDs. Services include internet connections, printing, network monitoring, file backup, and troubleshooting.
- **Software and Application Support:** CTA provides software support to districts for student e-mail accounts, student and fiscal systems, list servers, domain name servers, home school tracking, web development, special education K-12 census tracking, testing services, class registration system, library and textbook management, substitute management and employee absence tracking, online employee testing, background checking service, web-based surveys, and other system-wide data systems.
- **Information Services:** CTA provides regional data processing systems to school districts in the areas of finance, human resource management, student information management and data warehouse systems.
- **Testing and Assessment:** Testing documents received from school districts are scanned and scored, and the test reports are distributed to district administrative staff.
- **Instructional Technology, Media, and Videoconferencing:** Teachers and district instructional staff are provided with on-demand access to current, curriculum-relevant instructional videos via web streaming. Staff also consult and train regarding setting up technologically-based instructional systems. Videoconferencing scheduling and technical support are provided. Duplication services for district-produced media in DVD or VHS format is also

Top Accomplishments and Key Focus Areas

TOP ACCOMPLISHMENTS IN 2012-13

- Implemented Edupoint Synergy Student Information System for multiple Cascade Technology Alliance (CTA) partners. CTA is currently comprised of 26 districts, two ESDs and two charter schools.
- Created internal staff website – mynwresd.org.
- Expanded Instructional Technology support for districts through additional staffing.
- Consolidated substitute services between NWRESD and MESD.
- Implemented Asterisk open-source phone systems at multiple CTA districts.

KEY FOCUS AREAS FOR 2013-14

- Improve on-going support for Edupoint Synergy Student Information System districts.
- Continue implementing Edupoint Synergy Student Information System for additional school districts.
- Identify web platform and begin conversion of updated NWRESD external website.
- Implement on-line system for tracking PDUs for TSPC licensed substitute teachers.
- Redesign wide-area network for 2x annual growth.
- Implement Destiny Library system at several NWRESD districts and stage Beaverton School District implementation for fall 2014.

ADMINISTRATIVE AND SUPPORT SERVICES

Overview

- The 2012-13 Local Service Plan called for administrative and support services for component school districts, including but not limited to services designed to consolidate component school district business functions, liaison services between the department of education and component school districts and registration of children being taught by private teachers, parents or legal guardians pursuant to ORS 339.035.
- Administrative services provided within CORE* include courier, home school; emergency closure services; flashalert.net, superintendent services, service center administration, and county allocations. Business services are provided on a contracted basis.



Superintendent James Sager and Board Chair Renée Bruce present a Partner in Education award to Friends of Tryon Creek. Pictured from left: Renee Bruce; Sarah Kreisman, Tryon Creek Volunteer & Outreach Coordinator; Carl Axelsen Co-Chair of Tryon Creek Watershed Board; Susan Harrell, Cascade Academy teacher; and James Sager.

Top Accomplishments and Key Focus Areas

TOP ACCOMPLISHMENTS IN 2012-13

- Continued to develop our shared services model to help districts free up resources for the classroom.
- Worked with legislators to rebuild positive awareness of and support for NWRESD.
- Collaborated with component district superintendents to evaluate and implement cost savings in the areas of business and human resource functions.
- Worked alongside our 20 component district superintendents to develop a 2013-14 Local Service Plan that resulted in approval by their boards.
- Coordinated regular media contacts to share positive events and news within the agency.
- Mentored and assisted five new component district superintendents.

KEY FOCUS AREAS FOR 2013-14

- Coordinate regional Early Learning Council Hub application for Tillamook, Clatsop, and Columbia counties.
- Work with community, business, state leadership, and legislators to enhance positive awareness of and support for NWRESD.
- Work with component district superintendents to evaluate and implement cost-savings and consolidation in the areas of business, human resources, technology functions.
- Develop and implement a 2014-15 Local Service Plan that will result in approval by our NWRESD component school district boards.
- Mentor and assist our three new component district superintendents.
- Coordinate regularly with the media to share positive events and news within the agency.

* CORE: Twenty-five percent of the overall Resolution Plan is allocated to Core Services. Core Services are offered by the Northwest Regional ESD through an economy of scale model whereby services are made available to all districts in the region.

FINANCIAL OVERVIEW

2012-13 General Fund Revenues

State and Federal Revenues	\$24,767,289
Property Taxes	\$9,255,442
Beginning Fund Balance	\$4,399,063
Local Revenues	\$ 673,027
Other	\$982,639
Total Revenue	\$40,077,460

2012-13 General Fund Expenditures

Transfers and Transits	\$26,607,531
Support Services	\$7,956,668
Instruction	-
Debt Service	\$ 659,390
Capital Outlay	\$77,816
Total Expenditures	\$35,301,405

Ending Fund Balance \$4,776,055

Total Expenditures and Ending Fund Balance **\$40,077,460**

2012-13 School District Requirements

State School Fund	\$24,534,513
Property Taxes	\$9,255,422
Total SSF	\$33,389,955

Revenues

90% Requirement to Districts	\$30,410,960
2012-13 Service Credits	\$22,837,996
2012-13 Core Programs	\$8,656,850

Total Spent on Districts **\$31,494,846**

**Additional Resources Provided
by NWRES D** **\$1,083,887**

2013-14 Operations Budget

Attendance Services	\$222,892
Board of Directors	\$135,500
Business Services	\$1,219,946
Communications	\$109,778
Debt Service	\$660,000
Facilities	\$355,200
Human Resources/Reception	\$847,120
Office of the Assist. Superintendent	\$321,380
Office of the Superintendent	\$444,342
Technology Services	\$579,911
Transfers	\$1,107,000

TOTAL **\$6,003,069**

2012-13 Operations Expenditures

Attendance Services	\$213,197
Board of Directors	\$79,552
Business Services	\$1,034,790
Communications	\$105,618
Debt Service	\$659,390
Facilities	\$351,505
Human Resources/Reception	\$757,049
Office of the Assist. Superintendent	\$293,685
Office of the Superintendent	\$441,256
Other Executive Admin. Services	\$32,245
Technology	\$642,255
Transfers - ESD Operations	\$1,341,496

TOTAL **\$5,952,038**

SERVICE CREDIT ALLOCATIONS

	Resolution Plan ADMw w/Growth*	Percentage by Region	Percentage by County	2012-13 Service Credits	2013-14 Service Credits	Change
Clatsop County						
Astoria	2,181.20	1.85%	36.61%	\$417,856	\$443,843	\$25,987
Jewell	280.60	0.24%	4.71%	\$56,919	\$57,098	\$179
Knappa	625.10	0.53%	10.49%	\$122,533	\$127,199	\$4,666
Seaside	1,779.80	1.51%	29.87%	\$340,060	\$362,154	\$22,094
Warrenton-Hammond	1,090.80	0.93%	18.31%	\$217,701	\$221,963	\$4,262
Total	5,957.5	5.06%	100.00%	\$1,155,069	\$1,212,257	\$57,188
Columbia						
Clatskanie	974.00	0.83%	10.20%	\$195,836	\$198,195	\$2,359
Rainier	1,188.10	1.01%	12.45%	\$240,496	\$241,761	\$1,265
Scappoose	2,676.70	2.27%	28.04%	\$481,689	\$544,662	\$62,973
St. Helens	3,906.80	3.32%	40.93%	\$775,850	\$794,978	\$19,128
Vernonia	800.40	0.68%	8.38%	\$154,179	\$162,870	\$8,691
Total	9,546.0	8.10%	100.00%	\$1,848,050	\$1,942,466	\$94,416
Tillamook						
Neah-Kah-Nie	887.50	0.75%	22.79%	\$178,251	\$180,594	\$2,343
Nestucca Valley	718.70	0.61%	18.46%	\$139,731	\$146,245	\$6,514
Tillamook	2,287.20	1.94%	58.75%	\$448,901	\$465,412	\$16,511
Total	3,893.4	3.31%	100.00%	\$766,883	\$792,251	\$25,368
Washington						
Banks	1,285.80	1.09%	1.31%	\$255,428	\$261,642	\$6,214
Beaverton	45,191.20	38.37%	45.93%	\$8,753,490	\$9,195,763	\$442,273
Forest Grove	7,521.60	6.39%	7.64%	\$1,478,378	\$1,530,538	\$52,160
Gaston	620.10	0.53%	0.63%	\$120,906	\$126,181	\$5,275
Hillsboro	24,026.40	20.40%	24.42%	\$4,638,679	\$4,889,028	\$250,349
Sherwood	5,518.60	4.69%	5.61%	\$1,056,726	\$1,122,956	\$66,230
Tigard-Tualatin	14,222.30	12.08%	14.46%	\$2,764,387	\$2,894,034	\$129,647
Total	98,386.0	83.53%	100.00%	\$19,067,994	\$20,020,142	\$952,148
TOTAL	117,782.9	100.00%		\$22,837,996	\$23,967,116	\$1,129,120

CORE SERVICES

	2012-13 Total Cost	2012-13 Total Cost
Technology	\$4,149,261	
Special Education Administration	652,353	
School Improvement	913,923	
Service Centers	483,029	
Miscellaneous Core Services:		
Courier	\$40,500	
Home School	33,953	
Superintendent Activities	10,443	
Emergency Closure Network	9,912	
County Allocations	2,363,476	
Total CORE Services	\$8,656,850	
		County Allocations:
		Clatsop
		\$237,370
		Columbia
		291,157
		Tillamook
		207,240
		Washington
		1,627,709
		Total County Allocations
		\$2,363,476

EXPENDITURES BY DISTRICT

Clatsop County

Columbia County

	Astoria	Jewell	Knappa	Seaside	Warrenton-Harmond	Clatskanie	Rainier	Scappoose	St. Helens	Vernonia
SPECIAL STUDENT SERVICES										
Audiological Services	\$1,250.00		\$100.00	\$1,021.76	\$300.00	\$1,014.00			\$222.00	
Augmentative Communication/Assistive Tecy	\$3,281.25	\$487.50		\$2,250.00	\$2,250.00	\$1,200.00	\$3,750.00	\$2,325.00		\$1,837.50
Autism Spectrum Disorder (ASD)									\$40,760.00	
Deaf/Hard of Hearing Classrooms: Groner										
Deaf/Hard of Hearing Staffing							\$45,872.00			
ED/DD Program Staffing									\$341,668.00	
EI/ECSE Evaluations	\$37,058.00	\$552.00	\$4,136.00	\$33,632.00	\$26,376.00	\$19,560.00	\$10,512.00	\$38,522.61	\$44,942.00	\$10,120.00
Miscellaneous Special Education	\$750.72	\$259.72	\$464.25	\$1,408.23	\$682.20	\$210.00	\$125.00	\$255.00	\$534.00	
Nursing Services										
Occupational Therapy Services			\$9,880.00	\$59,280.00		\$21,736.00	\$19,760.00	\$53,253.20	\$60,840.00	\$7,904.00
Physical Therapy Services	\$15,989.47		\$4,845.00	\$15,504.00	\$14,535.00	\$2,890.00	\$4,845.00	\$14,535.00	\$14,535.00	\$4,845.00
School Psychologists	\$103,000.00	\$20,600.00	\$10,300.00	\$103,000.00	\$82,400.00	\$82,400.00		\$110,904.00	\$167,944.00	\$51,500.00
Speech & Language Services	\$272,550.00	\$35,241.00		\$274,469.00	\$163,530.00	\$61,800.00		\$51,500.00		\$72,100.00
Transportation (EI/ECSE)								\$22,645.87		
Vision Services										
DEPARTMENT OF SCHOOLS										
Cascade Academy								\$40,757.00		
Fire Science Program										
GED Testing										\$360.00
Lifeworks NW Day Treatment Programs										
Levi Anderson Learning Center				\$39,960.00						
ORVED (Oregon Virtual Education)	\$8,045.00		\$1,375.00	\$1,500.00			\$2,160.00	\$2,735.00	\$20,870.00	\$295.00
Outdoor Science School		\$1,989.00	\$7,879.50	\$17,365.01	\$9,009.67					
P.A.C.E. Program										
Pacific Academy										
INSTRUCTIONAL SERVICES										
Professional Development/Workshops		\$50.00	\$100.00	\$150.00	\$100.00	\$425.00	\$100.00	\$850.00	\$150.00	\$450.00
TECHNOLOGY SERVICES										
Data Warehouse	\$3,969.80	\$534.97	\$1,151.57	\$3,195.65		\$1,840.40	\$2,167.62		\$7,291.07	
Destiny: Library/Textbook Management System	\$7,956.81	\$665.55	\$2,175.66		\$3,727.11	\$3,415.42	\$4,539.26			\$2,524.25
Infinite Visions: Fiscal Management System	\$18,591.75	\$13,496.50	\$13,499.24	\$17,609.99	\$13,509.74	\$13,494.00	\$13,037.25	\$18,614.00	\$25,023.00	\$15,000.74
Public School Works Online Training for Staff	\$258.00	\$40.00	\$99.00	\$253.00	\$578.00	\$137.00		\$224.00	\$6,142.50	
Substitute Hiring and Support	\$7,364.58	\$1,480.08	\$2,695.20	\$6,695.35	\$4,981.51	\$4,159.38	\$4,804.86	\$8,326.70	\$15,057.35	\$3,549.61
Technology Staffing and Support Services	\$2,303.00	\$7,286.55	\$550.00	\$11,742.48	\$571.74	\$40,801.29	\$15,269.98	\$114,466.89	\$550.00	\$42,088.17
Testing & Assessment Scoring		\$7.97				\$1,274.24	\$2,125.05			\$397.80
OTHER SERVICES										
Business Services		\$10,000.00		\$100.19		\$40,000.00			\$385.50	
Truancy Services	\$336.00			\$3,808.00			\$1,036.00	\$8,344.00	\$22,960.00	
Miscellaneous Billing		\$35.02		\$20.00	\$1,070.00					
TOTAL	\$482,704.38	\$92,725.86	\$59,250.42	\$592,964.66	\$323,620.97	\$296,946.73	\$133,118.02	\$488,258.27	\$770,066.49	\$213,000.07

EXPENDITURES BY DISTRICT

Tillamook County

Washington County

	Neah-Kah-Nie	Nestucca Valley	Tillamook	Banks	Beaverton	Forest Grove	Gaston	Hillsboro	Sherwood	Tigard-Tualatin	TOTALS
SPECIAL STUDENT SERVICES											
Audiological Services	\$144.00		\$500.00		\$3,820.00		\$2,887.76	\$12,300.00	\$1,000.00	\$2,622.00	\$27,181.52
Augmentative Communication/Assistive Tech	\$4,500.00	\$637.50	\$7,500.00	\$600.00	\$51,500.00	\$4,500.00	\$3,375.00	\$216,300.00	\$2,250.00	\$10,300.00	\$318,843.75
Autism Spectrum Disorder (ASD)											\$40,760.00
Deaf/Hard of Hearing Classrooms: Groner					\$166,380.00			\$158,061.00		\$166,380.00	\$490,821.00
Deaf/Hard of Hearing Staffing			\$58,809.00	\$174.24	\$166,987.50		\$1,343.52	\$177,276.60	\$144.00	\$46,178.00	\$496,784.86
ED/DD Program Staffing					\$16,170.00	\$412,776.00		\$316,281.00			\$1,086,895.00
EI/ECSE Evaluations	\$14,029.00	\$10,864.00	\$33,555.00	\$12,863.00	\$659,309.00	\$115,253.00	\$6,216.00	\$437,894.00	\$49,284.00	\$188,679.00	\$1,753,356.61
Miscellaneous Special Education	\$171.48				\$661.00	\$30.00		\$374.00	\$100.00	\$120.00	\$6,145.60
Nursing Services				\$19,260.00		\$1,523.00	\$5,680.00	\$2,115.50	\$228,030.00	\$1,800.00	\$258,408.50
Occupational Therapy Services	\$19,760.00	\$16,796.00	\$44,460.00	\$29,640.00			\$4,032.00	\$474,960.00	\$88,920.00	\$154,040.00	\$1,065,261.20
Physical Therapy Services	\$15,504.00		\$29,355.30				\$6,336.00	\$106,560.00	\$63,350.88		\$313,629.65
School Psychologists	\$51,500.00		\$41,200.00	\$103,000.00				\$84,224.00		\$257,500.00	\$1,269,472.00
Speech & Language Services	\$112,492.50	\$61,800.00		\$42,283.00		\$104,387.00		\$576,800.00	\$1,887.08	\$413,765.00	\$2,244,604.58
Transportation (EI/ECSE)								\$204.75		\$3,657.15	\$26,507.77
Vision Services			\$1,494.00		\$1,476.00	\$1,152.00		\$815.76			\$4,937.76
DEPARTMENT OF SCHOOLS											
Cascade Academy				\$35,250.00	\$881,250.00			\$599,250.00	\$211,500.00	\$105,750.00	\$1,873,757.00
Fire Science Program								\$103,567.27			\$103,567.27
GED Testing						\$54,862.27		\$4,680.00			\$59,902.27
Lifeworks NW Day Treatment Programs				\$13,320.00	\$346,130.00	\$77,740.00		\$479,520.00	\$79,920.00	\$159,840.00	\$1,156,470.00
Levi Anderson Learning Center				\$50,540.00	\$827,726.00	\$7,360.00		\$403,970.00	\$39,960.00	\$39,960.00	\$1,409,476.00
ORVED (Oregon Virtual Education)	\$8,160.00		\$360.00	\$3,625.00				\$3,705.00	\$2,055.00	\$128,910.00	\$183,795.00
Outdoor Science School				\$16,480.00	\$69,151.23			\$121,379.67	\$50,391.00	\$68,280.00	\$361,925.08
P.A.C.E. Program				\$23,310.00		\$125,000.00		\$119,880.00	\$39,960.00		\$308,150.00
Pacific Academy					\$1,092,750.00			\$387,750.00		\$70,500.00	\$1,551,000.00
INSTRUCTIONAL SERVICES											
Professional Development/Workshops			\$100.00		\$250.00	\$50.00	\$100.00	\$1,050.00			\$3,925.00
TECHNOLOGY SERVICES											
Data Warehouse	\$1,277.64					\$13,893.15			\$9,647.15	\$25,961.08	\$70,930.10
Destiny: Library/Textbook Management System	\$3,252.99					\$21,940.31		\$15,545.35	\$18,089.67		\$83,832.38
Infinite Visions: Fiscal Management System	\$13,499.24	\$13,499.25		\$17,490.24		\$46,633.25	\$10,333.50	\$119,847.00	\$34,768.25	\$96,539.38	\$514,486.32
Public School Works Online Training for Staff	\$146.00	\$90.00	\$341.00	\$154.00		\$742.00	\$303.00		\$601.00		\$10,108.50
Substitute Hiring and Support	\$413.00	\$371.00	\$899.50	\$4,320.11		\$27,458.60	\$2,627.33	\$75,877.25	\$14,761.36	\$1,487.50	\$187,330.27
Technology Staffing and Support	\$18,963.97					\$1,000.00	\$550.00			\$57,775.68	\$313,919.75
Testing & Assessment Scoring	\$1,584.50			\$1,588.58	\$2,192.80	\$8,599.15	\$607.60	\$9.80	\$6,995.92	\$12,046.59	\$37,430.00
OTHER SERVICES											
Business Services		\$48,000.00									\$84,980.00
Truancy Services					\$8,680.00	\$58,828.00		\$5,656.00	\$2,352.00	\$33,012.00	\$145,012.00
Miscellaneous Billing	\$15,116.12	\$15,000.00	\$75,306.49	\$150.79	\$24.00	\$233.80	\$75.65	\$472.00	\$200.78	\$600.33	\$112,129.05
TOTAL	\$280,514.44	\$167,057.75	\$293,880.29	\$374,048.96	\$4,294,457.53	\$1,083,961.53	\$44,467.36	\$5,006,325.95	\$946,168.09	\$2,045,703.71	\$17,989,241.48

ADVISORY COMMITTEES

Advisory committees provide an important link between local school district personnel and ESD program supervisors. Committee members meet throughout the school year to discuss program needs, problem solve, and recommend improvements that will enhance the delivery of services to young children and students throughout the region. These committees continue to be an important resource to the ESD when planning and designing programs and services that are cost-effective and responsive to districts' needs.

EARLY INTERVENTION/EARLY CHILDHOOD EDUCATION

Clatsop County

Ford, Nancy	NWRES D
Horecny, Patsy Lee	County Health & Human Services
Lindstrom, Brandi	Parent
Quackenbush, Jill	North Coast Parenting
Wallace, Lisa	Head Start
Collier, Leila	Knappa School District
Crouter, Teresa	North Coast Parenting
Eterno, Pat	Seaside Head Start
Evans, Janet	Commission on Children & Families
Heavenrich, Breanne	NWRES D EI/ECSE
Mahoney, Judy	Healthy Kids and Healthy Families
Mestrich, Tara	Child Care Resource & Referral
Mills, Paula	NWRES D
Tangen, Joyce	Warrenton Head Start
Visser, Liz	Astoria Head Start
Wallace, Lisa	Head Start

Tillamook County

Batchelder, Ann	Tillamook Medical Group
Boggs, Danell	Tillamook Family Counseling
Buckmaster, Heidi	Neah-Kah-Nie School District
Castle, Raedetta	Child & Family Dev. of CAT - NKN
Cortes, Laura	Parent
Durrer, Kim	NWRES D
Ford, Nancy	NWRES D
Hedrick, Kathryn	Nestucca Valley School District
Horton, Tira	DHS - Child Welfare
Lorette, Stacy	Healthy Start
Niskanen, Cerisa	Tillamook County Health Dept.
Oldenkamp, Erin	Tillamook County Health Dept.
Putman, Marlene	Tillamook County Health Dept.
Pyle, Monica	Child & Family Dev. of CAT - Tillamook
Walker, Linda	NWRES D
Wayne, Michele	Child & Family Dev. Programs
Woodard, Shauna	Tillamook School District

Columbia County

Catt, Julie	Headstart
Clark, Cheri	Scappoose School District
Crawford, Dawn	Headstart
Cullen, Julianne	Headstart
Ford, Nancy	NWRES D
Harbison, Toni	Public Health
Henkemeyer, Karen	County Resource & Referral Program
Jaeger, Cindy	NWRES D
Kelly, Kathy	Oregon Head Start
Lewis, Sam	Columbia County Mental Health
Parsons, Elaine	Community Action Organization
Smith, Margie	Oregon Head Start
Spike Kenna, Jan	Commission on Children & Families
Tweed, Kimberly	Parent

Washington County

Cota, Kim	Developmental Disabilities
Baker, Amy	Wash. Co. Mental Health
Bruce, Rene	Family and Community Resources
Decker, Sarah	OCDC- Head Start
Ford, Nancy	NWRES D
Freund, Peggy	NWRES D
Henkemeyer, Karen	Wa. Co. Child Care Resource & Referral
Hooge, Holly	Citizen-at-Large
Kellogg, Lori	NWRES D
McNee, Dolores	Wash. Co. Head Start
Moore, Carol	NWRES D
Omel, Sue	Wash. Co. Human Services
Padgett, Jessica	Co-Chair, Parent 1
Shepherd, Karen	NWRES D
Stotz, Diana	Commission on Children & Families
Taylor, Lisa	NWRES D
Upton, Christy	Co-Chair, Beaverton District Rep.

ELL/MIGRANT ADVISORY COMMITTEES

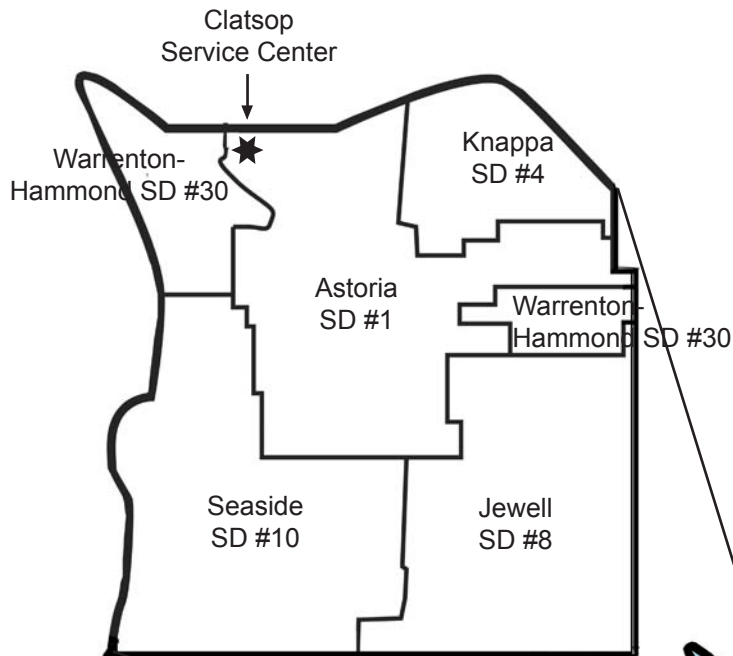
CLATSOP COUNTY	
Astoria School District	Lynn Jackson
Jewell School District	Jim Carlile Jerry Johns
Knappa School District	Leila Collier
Seaside School District	Sande Brown
Warrenton-Hammond	Angie Jannusch
COLUMBIA COUNTY	
Clatskanie School District	Jeff Baugham Rhonda Stecker
Rainier School District	Laurie Kash
Scappoose School District	Molly Nordwall
St. Helens School District	Lisa Rawlings
Vernonia School District	Aaron Miller
TILLAMOOK COUNTY	
Neah-Kah-Nie School District	Angie Douma
Nestucca Valley School District	Misty Wharton
Tillamook School District	Bruce Rhodes
WASHINGTON COUNTY	
Banks School District	Shelley Mitchell Liz Stark
Beaverton School District	Wei-Wei Lou
Forest Grove School District	Leonard Terrible
Gaston School District	Yvonne Rauch
Hillsboro School District	Olga Acuna
Tigard-Tualatin School District	Erin Lolic Tara Black

TECHNOLOGY ADVISORY COMMITTEES

	Technology	Finance Services	Student Services	Curriculum & Instruction
CLATSOP COUNTY				
Astoria School District	Mark Keyser	Louise Kallstrom	Tammi Arnold	Craig Hoppes
Jewell School District	Joan Harding	Jennifer Brandon	Allyce Chronister Joan Harding	Debra Brooks
Knappa School District	Tim Vandergrift	Nikki Fowler	Nikki Fowler	Jim Carlile
Seaside School District	Don Mespelt	Crickette Lovejoy Justine Hill	Don Mespelt	Rosemary Riddock
Warrenton-Hammond	Jayson Holmstead	Mike Moha	Annette Johnson Cheryl Jannusch	Craig Brewington Janice Schock
COLUMBIA COUNTY				
Clatskanie School District	Larry Cook	Janine Salsbury	Beth Greg	Yolanda Brackman
Rainier School District	Larry Cook	Elisabeth Guisinger	Lisa Skeans Erin Knox Larry Cook	Brad Ramey Paul Coakley
Scappoose School District	Bill Jensen Derek Reynolds	Mary Crum	Jami Schmid	Sue Hays
St. Helens School District	Ed Leader	Terri Burns	Donna Rethati	Lisa Rawlings
Vernonia School District	Glenda DeLemos	Dawn Plews	Kathi Fetch	Ken Cox
TILLAMOOK COUNTY				
Neah-Kah-Nie School District	Levi Nugent	Mark Sybouts	Kathie Sellars	Jay Kosik Jim Severson
Nestucca Valley School District	Gene Martin	Mike Schofield	Lisa Macia	Randy Wharton
Tillamook School District	Chas Sundling	Shannon Farrier	Gail Levesque Linda Kjemperud	Julia Kettner Jennifer Guarcello
WASHINGTON COUNTY				
Banks School District	Mike O'Reilly	Simon Levear	Mike O'Reilly	Mark Everett
Beaverton School District	Bruce Ruprecht	Joanne Ossanna	Sherry Miller	Gary Sehorn
Forest Grove School District	Brian Hawkins	Darrin Davidson	Debbie Thrush	Jennifer Frentress
Gaston School District	Scott Catino	Marie DuRette	Scott Catino Rita De Groen	Mike Durbin Lani Arakaki-Schadt
Hillsboro School District	Jon Goucher	Jim Harrington	Debra Giles-Murtha	Kathi Robinson
Sherwood School District	Brad Buys	Cyndi Turner	Rebecca Humphreys	Melissa Goff
Tigard-Tualatin School District	Susan James	Bonnie Maplethorpe	Susan James	Dan Goldman

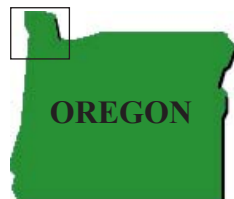
Northwest Regional ESD Clatsop Service Center

Paula Mills, County Education Coordinator • (503) 325-2862
3194 Marine Drive • Astoria, OR 97103



Serving the School Districts of Clatsop County:

- Astoria SD #1
- Jewell SD #8
- Knappa SD #4
- Seaside SD #10
- Warrenton-Hammond SD #30



ASTORIA SCHOOL DISTRICT

Craig Hoppes, Superintendent

78 Alameda Ave. • Astoria, OR 97103
Phone: 503-325-6441 • Fax: 503-325-6524

www.astoria.k12.or.us



Programs and Services

SPECIAL STUDENT SERVICES

- **Early Intervention/Early Childhood Services**
Children served: 95 Evaluations completed: 51
- **Low Incidence Regional Programs—52 students were served in these areas:**

Autism: 43	Deaf/Blind: 0
Hearing & Audiology: 4	Orthopedics: 3
Vision: 2	
- **Hours of service to children:**
 - EI/ECSE Evaluations: 630
 - EI/ECSE Special Education: 6,019
 - Low Incidence Regional Programs: 1,430
 - School Psychologists, Speech Language Services, and Motor Team: 6,251

SCHOOLS DEPARTMENT

- **ORVED—27 Online Courses Provided**
- **Home School Registration—74 students registered**

INSTRUCTION AND SCHOOL IMPROVEMENT SERVICES

Astoria SD staff participated in 15 training or coaching sessions in the areas of School Improvement Leadership, PBS-Positive Behavior Support, Best Practices Ells, and Common Core State Standards.

TECHNOLOGY SERVICES

- **SIS Support Contacts—151**
- **Multimedia Services: Streamings (Learn360)—1,204**

SERVICE CREDIT UTILIZATION

Special Student Services	
Speech Language Services	\$272,550.00
School Psychologists	\$103,000.00
Physical and Occupational Therapy Services.....	\$15,989.47
Augmentative Communication/Assistive Technologist	\$3,000.00
Technology Services	
Infinite Visions Server Hosting	\$1,000.00
Infinite Visions Maintenance Fee	\$17,591.75
Total credits used.....	\$413,131.22

CONTRACTED SERVICES

Special Student Services	
Evaluation of Children for Early Intervention Services	\$37,058.00
FM Rentals (Personal frequency modulation systems).....	\$1,250.00
Technology Services	
Destiny Library and Textbook Licensing	\$7,956.81
Substitute Employees Management Services.....	\$6,591.08
CRIS Personnel Background Checks	\$773.50
Public School Works Online Employee Training	\$258.00
Other Services	
Truancy Services	\$336.00
Total contracted services	\$54,223.39

ADDITIONAL SERVICES PURCHASED

ORVED.....	\$8,045.00
Data Warehouse.....	\$3,969.80
Tech Services - Cisco	\$2,303.00
OIS Training (Oregon Intervention System).....	\$750.72
Augmentative Communication/Assistive Technologist	\$281.25
Total additional services purchased	\$15,349.77
TOTAL BILLED FY	\$482,704.38

CORE SERVICES

- Provided to all districts through the Local Service Plan -

- Special Education Administration | School Improvement | Professional Development
- EL | Tech. Administration Support | SIS | Help Desk and Site Support | ISDS/Application Support
- Multimedia | Videoconferencing | Courier | Truancy Enforcement (Core to districts under 1,000 ADM)
- Service Center Administration | Superintendent Activities | Emergency Closure Network
- Home School Registration | County Allocations

JEWELL SCHOOL DISTRICT

Alice Hunsaker, Superintendent

83874 Hwy. 103 • Seaside, OR 97138
Phone: 503-755-2451 • Fax: 503-755-0616

www.jewell.k12.or.us



Programs and Services

SPECIAL STUDENT SERVICES

- **Early Intervention/Early Childhood Services**
Children served: 1 Evaluations completed: 1
- **Low Incidence Regional Programs—4 students were served in these areas:**
Autism: 4 Deaf/Blind: 0
Hearing & Audiology: 0 Orthopedics: 0
Vision:0
- **Hours of service to children:**
EI/ECSE Evaluations: 13
EI/ECSE Special Education: 137
Low Incidence Regional Programs: 243
School Psychologists, Speech Language Services, Motor Team: 791

SCHOOLS DEPARTMENT

- **Northwest Outdoor Science School—9 students participated**
- **Home School Registration—7 students**

INSTRUCTION AND SCHOOL IMPROVEMENT SERVICES

Jewell SD staff participated in 6 training or coaching sessions in the areas of PBS-Positive Behavior Support, Best Practices Ells, and Common Core State Standards.

TECHNOLOGY SERVICES

- **SIS Support Contacts—30**
- **Multimedia Services: Streamings (Learn360)—854**
- **Tests Scored—3**

SERVICE CREDIT UTILIZATION

Special Student Services

Speech Language Services	\$20,600.00
School Psychologists	\$20,600.00
Evaluation of Children for Early Intervention Services	\$552.00

Technology Services

Infinite Visions Maintenance Fee	\$10,473.00
Testing and Assessment Services	\$7.97

Total credits used..... **\$52,232.97**

CONTRACTED SERVICES

Special Student Services

Speech Language Services	\$14,641.00
Augmentative Communication/Assistive Technologist	\$487.50

Technology Services

Infinite Visions Maintenance Fee	\$3,023.50
Substitute Employees Management Services	\$1,336.58
CRIS Personnel Background Checks	\$143.50
Public School Works Online Employee Training	\$40.00

Instructional Services

Outdoor School (5 days/4 nights).....	\$1,989.00
---------------------------------------	------------

Administrative Services

Business Services	\$10,000.00
-------------------------	-------------

Total contracted services **\$31,661.08**

ADDITIONAL SERVICES PURCHASED

Technology Services.....	\$7,286.55
Destiny Library and Textbook Management	\$665.55
Data Warehouse Services	\$534.97
OIS Training (Oregon Intervention System)	\$159.72
Missing/Lost Special Ed Equipment	\$100.00
Workshops	\$50.00
W-2 and 1099 Forms	\$35.02

Total additional services purchased **\$8,831.81**

TOTAL BILLED FY..... **\$92,725.86**

CORE SERVICES

- Provided to all districts through the Local Service Plan -

Special Education Administration | School Improvement | Professional Development
 EL | Tech. Administration Support | SIS | Help Desk and Site Support | ISDS/Application Support
 Multimedia | Videoconferencing | Courier | Truancy Enforcement (Core to districts under 1,000 ADM)
 Service Center Administration | Superintendent Activities | Emergency Closure Network
 Home School Registration | County Allocations

KNAPPA SCHOOL DISTRICT

Jeff Leo, Superintendent

41535 Old Hwy. 30 • Astoria, OR 97103
Phone: 503-458-6166 • Fax: 503-458-5466

www.knappa.k12.or.us



Programs and Services

SPECIAL STUDENT SERVICES

- **Evaluation of Children for Early Intervention/Early Childhood Services**
Children served: 8 Evaluations completed: 6
- **Low Incidence Regional Programs—16 students were served in these areas:**
Autism: 13 Deaf/Blind: 0
Hearing & Audiology: 1 Orthopedics: 1
Vision: 1
- **Hours of service to children:**
EI/ECSE Evaluations: 79
EI/ECSE Special Education: 274
Low Incidence Regional Programs: 170
School Psychologists, Speech Language Services, Motor Team: 255

SCHOOLS DEPARTMENT

- **ORVED—5 Online Courses Provided**
- **Northwest Outdoor Science School—39 students participated**
- **Home School Registration—13 students**

INSTRUCTION AND SCHOOL IMPROVEMENT SERVICES

Knappa SD staff participated in 7 training or coaching sessions in the areas of PBS-Positive Behavior Support, Best Practices Ells, and Common Core State Standards.

TECHNOLOGY SERVICES

- **SIS Support Contacts—120**
- **Multimedia Services: Streamings (Learn360)—48**

OTHER SERVICES

- **Truancy Enforcement—13 contacts (no cost to districts under 1,000 ADM)**

SERVICE CREDIT UTILIZATION

Special Student Services

Physical and Occupational Therapy Services.....	\$14,725.00
School Psychologist	\$10,300.00
Evaluation of Children for Early Intervention Services.....	\$4,136.00
FM Rentals (Personal frequency modulation systems).....	\$100.00

Technology Services

Infinite Visions Maintenance Fee	\$13,499.24
Substitute Employee Mgmt Services	\$2,579.70
Destiny Library and Textbook License and Hosting.....	\$2,175.66
Data Warehouse Services	\$1,151.57
Router Configuration and Support	\$550.00
CRIS Personnel Background Checking	\$115.50
Public School Works online Employee Training.....	\$99.00

Total credits used..... \$49,431.67

ADDITIONAL SERVICES PURCHASED

Outdoor School.....	\$7,879.50
ORVED.....	\$1,375.00
OIS Training (Oregon Intervention System).....	\$464.25
Workshops	\$100.00

Total additional services purchased \$9,818.75

TOTAL BILLED FY..... \$19,637.50

CORE SERVICES

- Provided to all districts through the Local Service Plan -

Special Education Administration | School Improvement | Professional Development
 EL | Tech. Administration Support | SIS | Help Desk and Site Support | ISDS/Application Support
 Multimedia | Videoconferencing | Courier | Truancy Enforcement (Core to districts under 1,000 ADM)
 Service Center Administration | Superintendent Activities | Emergency Closure Network
 Home School Registration | County Allocations


SEASIDE SCHOOL DISTRICT

Dr. Doug Dougherty, Superintendent

1801 S. Franklin St. • Seaside, OR 97138

Phone: 503-738-5591 • Fax: 503-738-3471

www.seaside.k12.or.us



Programs and Services

SPECIAL STUDENT SERVICES

- **Evaluation of Children for Early Intervention/Early Childhood Services**
Children served: 82 Evaluations completed: 45
- **Low Incidence Regional Programs—46 students were served in these areas:**
Autism: 45 Deaf/Blind: 0
Hearing & Audiology: 1 Orthopedics: 0
Vision: 0
- **Hours of service to children:**
EI/ECSE Evaluations: 525
EI/ECSE Special Education: 4,788
Low Incidence Regional Programs: 1,129
School Psychologists, Speech Language Services, Motor Team: 7,265

SCHOOLS DEPARTMENT

- **ORVED—5 Online Courses Provided**
- **Behavioral Programs Enrollment—Levi Anderson Day Treatment Program: 1**
- **Northwest Outdoor Science School—116 students participated**
- **Home School Registration—43 students**

INSTRUCTION AND SCHOOL IMPROVEMENT SERVICES

Seaside SD staff participated in 14 training or coaching sessions in the areas of School Improvement Leadership, PBS-Positive Behavior Support, Best Practices Ells, and Common Core State Standards.

TECHNOLOGY SERVICES

- **SIS Support Contacts—252**
- **Multimedia Services: Streamings (Learn360)—1,175**

OTHER SERVICES

- **Truancy Enforcement—83 contacts**

Seaside High School • Broadway Middle School
Cannon Beach Elementary • Gearhart Elementary • Seaside Heights Elementary

SERVICE CREDIT UTILIZATION

Special Student Services

Speech Language Services	\$212,550.00
School Psychologists	\$103,000.00
Occupational Therapists	\$59,280.00
Levi Anderson Learning Center	\$39,960.00
Physical Therapists	\$15,504.00
Evaluation of Children for Early Intervention Services	\$10,000.00
Augmentative Communication/Assistive Technologist	\$2,250.00

Total credits used..... \$442,544.00

CONTRACTED SERVICES

Special Student Services

Speech Language Pathologist Assistants.....	\$60,000.00
Evaluation of Children for Early Intervention Services	\$15,151.00
FM Rentals	\$800.00
Audiology Services	\$162.00

Technology Services

Infinite Visions.....	\$17,609.99
SmartFinder Absence System.....	\$5,533.35
Regional Data Warehouse	\$3,195.65
Router Configuration and Support	\$2,750.00
CRIS Personnel Background Checking	\$1,162.00
Public School Works Online Training	\$253.00

Total contracted services \$106,616.99

ADDITIONAL SERVICES PURCHASED

Outdoor School.....	\$17,365.01
Technology Services	\$8,992.48
Evaluation of Children for Early Intervention Services	\$8,481.00
Truancy Services	\$3,808.00
Speech Language Pathologist.....	\$1,919.00
ORVED.....	\$1,500.00
Equipment - Special Ed: Rental/Missing/Damaged	\$870.00
OIS Training (Oregon Intervention System).....	\$538.23
Workshops	\$150.00
W-2 and 1099 Forms	\$100.19
Audiology	\$59.76
Meals: Senate Bill 290 Meeting	\$20.00

Total additional services purchased \$43,803.67

TOTAL BILLED FY..... \$592,964.66

CORE SERVICES

- Provided to all districts through the Local Service Plan -

Special Education Administration | School Improvement | Professional Development
 EL | Tech. Administration Support | SIS | Help Desk and Site Support | ISDS/Application Support
 Multimedia | Videoconferencing | Courier | Truancy Enforcement (Core to districts under 1,000 ADM)
 Service Center Administration | Superintendent Activities | Emergency Closure Network
 Home School Registration | County Allocations

WARRENTON-HAMMOND SCHOOL DISTRICT

Mark Jeffery, Superintendent

820 SW Cedar Street • Warrenton, OR 97146

Phone: 503-861-2281 • Fax: 503-861-2911

www.whsd.k12.or.us



Programs and Services

SPECIAL STUDENT SERVICES

- **Evaluation of Children for Early Intervention/Early Childhood Services**
Children served: 51 Evaluations completed: 34
- **Low Incidence Regional Programs—29 students were served in these areas:**
Autism: 27 Deaf/Blind:
Hearing & Audiology: 0 Orthopedics: 1
Vision: 1
- **Hours of service to children:**
EI/ECSE Evaluations: 525
EI/ECSE Special Education: 2,462
Low Incidence Regional Programs: 1,094
School Psychologists, Speech Language Services, Motor Team: 4,158

SCHOOLS DEPARTMENT

- **Outdoor School—60 students participated**
- **Home School Registration—38 students**

INSTRUCTION AND SCHOOL IMPROVEMENT SERVICES

Warrenton-Hammond SD staff participated in 14 training or coaching sessions in the areas of School Improvement Leadership, PBS-Positive Behavior Support, Best Practices Ells, and Common Core State Standards.

TECHNOLOGY SERVICES

- **SIS Support Contacts—168**
- **Multimedia Services: Streamings (Learn360)—254**

OTHER SERVICES

- **Truancy Enforcement—65 contacts**

Warrenton High School • South Jetty High School • Young's Bay Ed. Program • Warrenton Grade

SERVICE CREDIT UTILIZATION

Special Student Services

Speech Language Pathologists	\$123,600.00
School Psychologists	\$82,400.00
Physical Therapist	\$14,535.00
Evaluation of Children for Early Intervention Services	\$13,000.00
Augmentative Communication/Assistive Technologist	\$2,250.00

Total credits used..... \$235,785.00

CONTRACTED SERVICES

Special Student Services

Speech Language Pathologists	\$39,930.00
FM Rentals (Personal frequency modulation systems)	\$300.00

Technology Services

Infinite Visions Maintenance Fee	\$13,509.74
Router Configuration and Support	\$550.00

Total contracted services \$54,289.74

ADDITIONAL SERVICES PURCHASED

Evaluation of Children for Early Intervention Services	\$13,376.00
Outdoor School.....	\$9,009.67
SmartFinder/Sub Hiring	\$3,816.01
Destiny Library and Textbook Mgmt	\$3,727.11
CRIS Background Checks.....	\$1,165.50
Vehicle Purchase (1997 Ford van).....	\$1,050.00
OIS Training (Oregon Intervention System)	\$682.20
Public School Works online Employee Training.....	\$578.00
Workshops	\$100.00
Technology Services.....	\$21.74
Meals: Senate Bill 290 Meeting	\$20.00

Total additional services purchased \$33,546.23

TOTAL BILLED FY..... \$323,620.97

CORE SERVICES

- Provided to all districts through the Local Service Plan -

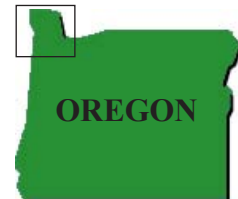
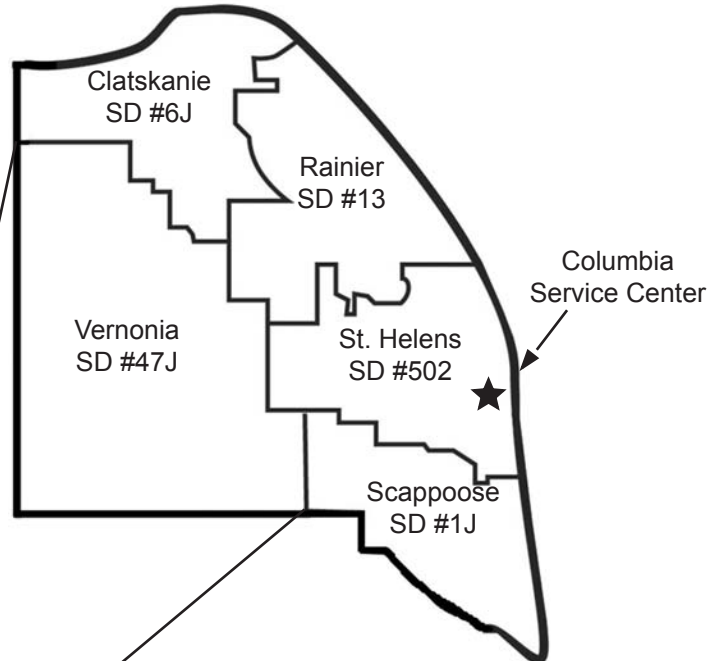
Special Education Administration | School Improvement | Professional Development
 EL | Tech. Administration Support | SIS | Help Desk and Site Support | ISDS/Application Support
 Multimedia | Videoconferencing | Courier | Truancy Enforcement (Core to districts under 1,000 ADM)
 Service Center Administration | Superintendent Activities | Emergency Closure Network
 Home School Registration | County Allocations

Northwest Regional ESD Columbia Service Center

Cynthia Jaeger, County Education Coordinator • (503) 366-4100
800 Port Avenue • St. Helens, OR 97051

Serving the School Districts of Columbia County:

- Clatskanie SD #6J
- Rainier SD #13
- Scappoose SD #1J
- St. Helens SD #502
- Vernonia SD #47J



CLATSKANIE SCHOOL DISTRICT

Lloyd Hartley, Superintendent

555 SW Bryant St. • Clatskanie, OR 97016

Phone: 503-728-0587 • Fax: 503-728-0608

www.clat6j.k12.or.us



Programs and Services

SPECIAL STUDENT SERVICES

- **Early Intervention/Early Childhood Special Education (EI/ECSE)**
Children served: 25 Evaluations completed: 24
- **Low Incidence Regional Programs—14 students were served in these areas:**

Autism: 11	Deaf/Blind: 0
Hearing & Audiology: 1	Orthopedics: 2
Vision: 0	
- **Hours of service to children:**
 - EI/ECSE Evaluations: 289
 - EI/ECSE Special Education: 1,301
 - Low Incidence Regional Programs: 450
 - School Psychologists, Speech Language Services, Motor Team: 2,447

SCHOOLS DEPARTMENT

- **Home School Registration—57 students**

INSTRUCTION AND SCHOOL IMPROVEMENT SERVICES

Clatskanie SD staff participated in 26 training or coaching sessions in the areas of School Improvement Leadership, PBS-Positive Behavior Support, Best Practices Ells, Data Team and CIP coaching, and Common Core State Standards.

TECHNOLOGY SERVICES

- **SIS Support Contacts—73**
- **Multimedia Services: Streamings (Learn360)—732**
- **Tests Scored—59**

OTHER SERVICES

- **Truancy Enforcement—5 contacts (provided at no cost to districts with ADM under 1,000)**

SERVICE CREDIT UTILIZATION

Special Student Services

School Psychologist	\$82,400.00
Speech Language Pathologist.....	\$61,800.00
Physical and Occupational Therapy Services.....	\$24,626.00
Evaluation of Children for Early Intervention Services	\$19,560.00
Augmentative Communication/Assistive Technologist	\$1,200.00

Technology Services

Infinite Visions Maintenance Fee	\$13,494.00
Technology Services.....	\$8,177.21
District Level Technology Support.....	\$8,000.00
Destiny Library and Textbook Licensing	\$3,415.42
SmartFind Express Absence Reporting System	\$3,000.00
Regional Data Warehouse	\$1,840.40
Testing and Assessment.....	\$1,274.24
Substitute Employees mgmt Services	\$830.38
CRIS Personnel Background Checks	\$329.00
MSDS Basic Program - Online and Telephone Services	\$165.80

Total credits used..... \$230,112.45

CONTRACTED SERVICES

Special Student Services

FM Rentals (Personal frequency modulation systems).....	\$600.00
Audiologist	\$414.00

Total contracted services \$1,014.00

ADDITIONAL SERVICES PURCHASED

Business Services	\$40,000.00
Technology Services.....	\$24,458.28
Vehicle Purchase (Ford van).....	\$500.00
Workshops	\$425.00
OIS Training (Oregon Intervention System).....	\$210.00
Public School Works Online Employee Training.....	\$137.00
Meals: OSBA Fall Regional Dinner	\$70.00
Meals: Senate Bill 290 Meeting	\$20.00

Total additional services purchased \$65,820.28

TOTAL BILLED FY \$296,946.73

CORE SERVICES

- Provided to all districts through the Local Service Plan -

Special Education Administration | School Improvement | Professional Development
 EL | Tech. Administration Support | SIS | Help Desk and Site Support | ISDS/Application Support
 Multimedia | Videoconferencing | Courier | Truancy Enforcement (Core to districts under 1,000 ADM)
 Service Center Administration | Superintendent Activities | Emergency Closure Network
 Home School Registration | County Allocations

RAINIER SCHOOL DISTRICT

Michael Carter, Superintendent

28168 Old Rainier Rd. • Rainier, OR 97048
Phone: 503-556-3777 • Fax: 503-556-3778

www.rainier.k12.or.us



Programs and Services

SPECIAL STUDENT SERVICES

- **Early Intervention/Early Childhood Special Education (EI/ECSE)**
Children served: 21 Evaluations completed: 14
- **Low Incidence Regional Programs—7 students were served in these areas:**
Autism: 7 Deaf/Blind: 0
Hearing & Audiology: Orthopedics: 0
Vision: 0
- **Hours of service to children:**
EI/ECSE Evaluations: 184
EI/ECSE Special Education: 1,626
Low Incidence Regional Programs: 1,681
School Psychologists, Speech Language Services, Motor Team: 478

SCHOOLS DEPARTMENT

- **ORVED—7 Online Courses Provided**
- **Home School Registration—80 students**

INSTRUCTION AND SCHOOL IMPROVEMENT SERVICES

Rainier SD staff participated in 24 training or coaching sessions in the areas of School Improvement Leadership, PBS-Positive Behavior Support, Best Practices Ells, Data Team and CIP coaching, and Common Core State Standards.

TECHNOLOGY SERVICES

- **SIS Support Contacts—73**
- **Multimedia Services:**
Streamings (Learn360)—678
Tests Scored—203

OTHER SERVICES

- **Truancy Enforcement—4 contacts**

Rainier Jr./Sr. High School
Rainier Alternative High School • Hudson Park Elementary

SERVICE CREDIT UTILIZATION

Special Student Services

Deaf/Hard of Hearing Staffing	\$45,872.00
Occupational Therapist.....	\$19,760.00
Evaluation of Children for Early Intervention Services	\$10,512.00
Physical Therapist	\$4,845.00
Augmentative Communication/Assistive Technologist	\$3,750.00

Technology Services

Infinite Visions Maintenance Fee	\$13,037.25
District Level Support	\$6,000.00
Destiny Library and Textbook License and Hosting	\$4,539.26
Testing and Assessment Scoring	\$2,125.05
CRIS Personnel Background Checks	\$339.50

Total credits used..... \$110,780.06

CONTRACTED SERVICES

Technology Services

SmartFind Express Absence Reporting System	\$4,465.36
--	------------

Total contracted services \$4,465.36

ADDITIONAL SERVICES PURCHASED

Network Services and Support	\$5,500.00
Technology Services.....	\$3,769.98
Vehicle Purchases ('96 Ford van, 2002 Ford van, 1989 GMC bus)	\$3,000.00
Data Warehouse	\$2,167.62
ORVED.....	\$2,160.00
Itinerant Teacher	\$1,036.00
OIS Training (Oregon Intervention System)	\$125.00
Workshops	\$100.00
Meals: OSBA Fall Regional Meeting.....	\$14.00

Total additional services purchased \$17,872.60

TOTAL BILLED FY..... \$133,118.02

CORE SERVICES

- Provided to all districts through the Local Service Plan -

Special Education Administration | School Improvement | Professional Development
 EL | Tech. Administration Support | SIS | Help Desk and Site Support | ISDS/Application Support
 Multimedia | Videoconferencing | Courier | Truancy Enforcement (Core to districts under 1,000 ADM)
 Service Center Administration | Superintendent Activities | Emergency Closure Network
 Home School Registration | County Allocations

SCAPPOOSE SCHOOL DISTRICT

Stephen Jupe, Superintendent

33589 SE High School Way • Scappoose, OR 97056
Phone: 503-543-6374 • Fax 503-543-7011



www.scappoose.k12.or.us

Programs and Services

SPECIAL STUDENT SERVICES

- **Early Intervention/Early Childhood Special Education (EI/ECSE)**
Children served: 60 Evaluations completed: 44
- **Low Incidence Regional Programs—36 students were served in these areas:**
Autism: 30 Deaf/Blind: 0
Hearing & Audiology: 3 Orthopedics: 2
Vision: 1
- **Hours of service to children:**
EI/ECSE Evaluations: 525
EI/ECSE Special Education: 3,578
Low Incidence Regional Programs: 2,600
School Psychologists, Speech Language Services, Motor Team: 4,329

SCHOOLS DEPARTMENT

- **ORVED—9 Online Courses Provided**
- **Outdoor School—24 students participated**
- **Behavioral Programs Enrollment**
- Cascade Academy: 1
- **Home School Registration—87 students**

INSTRUCTION AND SCHOOL IMPROVEMENT SERVICES

Scappoose SD staff participated in 43 training or coaching sessions in the areas of School Improvement Leadership, PBS-Positive Behavior Support, Best Practices Ells, Math, Data Team and CIP coaching, Unwrapping Standards, Priority Standards, and Common Core State Standards.

TECHNOLOGY SERVICES

- **Multimedia Services: Streamings (Learn360)—578**

OTHER SERVICES

- **Truancy Enforcement—14 contacts**

Scappoose High School • Scappoose Middle School • Grant Watts Elementary
Otto H.H. Petersen Elementary • Sauvie Island Elementary • Warren Elementary

SERVICE CREDIT UTILIZATION

Special Student Services

School Psychologist	\$110,904.00
Occupational Therapist	\$53,253.20
Speech Language Pathologist.....	\$51,500.00
Physical Therapist	\$14,535.00
Evaluation of Children for Early Intervention Services	\$9,911.00
Cascade Academy Behavioral Program	\$5,507.00
Augmentative Communication/Assistive Technologist	\$2,250.00

Technology Services

District Level Support	\$90,000.00
Infinite Visions Maintenance Fee	\$13,850.00
SmartFind Express Absence Reporting Sysetm	\$6,807.70
CRIS Personnel Background Checks	\$990.50
Public Works Online Employee Training	\$224.00

Other Services

Truancy Services	\$1,988.00
------------------------	------------

Total credits used..... \$361,720.40

CONTRACTED SERVICES

Special Student Services

Cascade Academy.....	\$35,250.00
----------------------	-------------

Technology Services

Infinite Visions Maintenance Fee	\$4,764.00
--	------------

Total contracted services \$40,014.00

ADDITIONAL SERVICES PURCHASED

Evaluation of Children for Early Intervention Services	\$28,611.61
Technology Services.....	\$24,466.89
EI/ECSE Bus Transportation.....	\$22,645.87
Truancy Services	\$6,356.00
ORVED.....	\$2,735.00
Workshops	\$850.00
CRIS Background Checks.....	\$528.50
OIS Training (Oregon Intervention System).....	\$255.00
Augmentative Communication/Assistive Technologist	\$75.00

Total additional services purchased \$86,523.87

TOTAL BILLED FY..... \$488,258.27

CORE SERVICES

- Provided to all districts through the Local Service Plan -

Special Education Administration | School Improvement | Professional Development
 EL | Tech. Administration Support | SIS | Help Desk and Site Support | ISDS/Application Support
 Multimedia | Videoconferencing | Courier | Truancy Enforcement (Core to districts under 1,000 ADM)
 Service Center Administration | Superintendent Activities | Emergency Closure Network
 Home School Registration | County Allocations

ST. HELENS SCHOOL DISTRICT

Mark Davalos, Superintendent

474 N. 16th Street • St. Helens, OR 97051
Phone: 503-397-3085 • Fax: 503-397-1907

www.sthelens.k12.or.us



Programs and Services

SPECIAL STUDENT SERVICES

- **Early Intervention/Early Childhood Special Education (EI/ECSE)**
Children served: 87 Evaluations completed: 58
- **Low Incidence Regional Programs—53 students were served in these areas:**
Autism: 40 Deaf/Blind: 0
Hearing & Audiology: 10 Orthopedics: 3
Vision: 0
- **Hours of service to children:**
EI/ECSE Evaluations: 788
EI/ECSE Special Education: 8,295
Low Incidence Regional Programs: 2,235
School Psychologists, Speech Language Services, Motor Team: 4,329

SCHOOLS DEPARTMENT

- **ORVED—71 Online Courses Provided**
- **Home School Registration—109 students**

INSTRUCTION AND SCHOOL IMPROVEMENT SERVICES

St. Helens SD staff participated in 14 training or coaching sessions in the areas of School Improvement Leadership, Best Practices Ells, and Math.

TECHNOLOGY SERVICES

- **SIS Support Contacts—263**
- **Multimedia Services: Streamings (Learn360)—997**

OTHER SERVICES

- **Truancy Enforcement—19 contacts**

St. Helens High School • St. Helens Middle School • Columbia County Education Campus
Columbia City School • Columbia River Youth Corps • Columbia City Elementary
Lewis & Clark Campus • McBride Elementary • Columbia County Education Campus

SERVICE CREDIT UTILIZATION

Special Student Services

Educational Assistants	\$256,200.00
School Psychologist	\$167,830.00
Teacher: Developmentally Delayed/Emotionally Disturbed.....	\$85,000.00
Occupational Therapist.....	\$60,840.00
Teacher: Autism Spectrum Disorder	\$40,760.00
Evaluation of Children for Early Intervention Services	\$35,000.00
Physical Therapist	\$14,535.00

Technology Services

Infinite Visions Maintenance Fee	\$25,023.00
SmartFind Express Absence Reporting System	\$9,792.50
Regional Data Warehouse	\$7,291.07
Public School Works Online Employee Training.....	\$6,142.50
Substitute Employee Mgmt Services	\$3,311.85
CRIS Personnel Background Checks	\$1,953.00
Router Configuration and Support	\$550.00

Other Services

Truancy Services	\$20,720.00
------------------------	-------------

Total credits used..... \$734,948.92

CONTRACTED SERVICES

Special Student Services

Teacher: Developmentally Delayed/Emotionally Disturbed.....	\$468.00
FM Rentals (Personal frequency modulation systems)	\$150.00
School Psychologist	\$114.00
Audiological Services.....	\$72.00

Total contracted services \$804.00

ADDITIONAL SERVICES PURCHASED

ORVED.....	\$20,870.00
Evaluation of Children for Early Intervention Services	\$9,942.00
Truancy	\$2,240.00
OIS Training (Oregon Intervention System)	\$500.00
Accounts Payable Services.....	\$385.50
Workshops	\$150.00
Meals: Senate Bill 290 Meeting	\$90.00
Car Rental.....	\$88.07
Spanish Language Interpreter.....	\$34.00
Meals: OSBA Fall Regional Meeting.....	\$14.00

Total additional services purchased \$34,313.57

TOTAL BILLED FY..... \$770,066.49

CORE SERVICES

- Provided to all districts through the Local Service Plan -

Special Education Administration | School Improvement | Professional Development
 EL | Tech. Administration Support | SIS | Help Desk and Site Support | ISDS/Application Support
 Multimedia | Videoconferencing | Courier | Truancy Enforcement (Core to districts under 1,000 ADM)
 Service Center Administration | Superintendent Activities | Emergency Closure Network
 Home School Registration | County Allocations

VERNONIA SCHOOL DISTRICT

Dr. Ken Cox, Superintendent

475 Bridge Street • Vernonia, OR 97064
Phone: 503-429-5891 • Fax: 503-429-7742

www.vernonia.k12.or.us



Programs and Services

SPECIAL STUDENT SERVICES

- **Early Intervention/Early Childhood Special Education (EI/ECSE)**
Children served: 22 Evaluations completed: 14
- **Low Incidence Regional Programs—12 students were served in these areas:**
Autism: 8 Deaf/Blind: 0
Hearing & Audiology: 2 Orthopedics: 2
Vision: 0
- **Hours of service to children:**
EI/ECSE Evaluations: 184
EI/ECSE Special Education: 1,464
Low Incidence Regional Programs: 395
School Psychologists, Speech Language Services, Motor Team: 1,990

SCHOOLS DEPARTMENT

- **ORVED—1 Online Course Provided**
- **Home School Registration—27 students**

INSTRUCTION AND SCHOOL IMPROVEMENT SERVICES

Vernonia SD staff participated in 1 coaching session in the area of PBS-Positive Behavior Support.

TECHNOLOGY SERVICES

- **SIS Support Contacts—129**
- **Multimedia Services: Video Streaming (Learn360)—302**
- **Tests Scored—39**

OTHER SERVICES

- **Truancy Enforcement— 1contact (provided at no cost to districts with ADM under 1,000)**

SERVICE CREDIT UTILIZATION

Special Student Services

Speech Language Pathologists	\$72,100.00
School Psychologists	\$51,500.00
Occupational Therapist.....	\$7,904.00
Physical Therapist	\$4,845.00
Evaluation of Children for Early Intervention Services	\$2,000.00
Augmentative Communication/Assistive Technologist	\$1,837.50

Technology Services

Infinite Visions Maintenance Fee	\$15,000.74
--	-------------

Total credits used..... \$155,187.24

CONTRACTED SERVICES

Technology Services

District Level Technology Support.....	\$29,920.00
Substitute Employee Mgmt Services	\$3,049.11
Destiny Library and Textbook License and Hosting	\$2,524.25
CRIS Personnel Background Checks	\$500.50

Total contracted services \$35,993.86

ADDITIONAL SERVICES PURCHASED

Technology Services.....	\$12,168.17
Evaluation of Children for Early Intervention Services	\$8,120.00
Workshops	\$450.00
Testing and Assesment Scoring.....	\$397.80
GED Testing	\$360.00
ORVED.....	\$295.00
Meals: OSBA Fall Regional Meeting.....	\$28.00

Total addiitonal services purchased \$21,818.97

TOTAL BILLED FY..... \$213,000.07

CORE SERVICES

- Provided to all districts through the Local Service Plan -

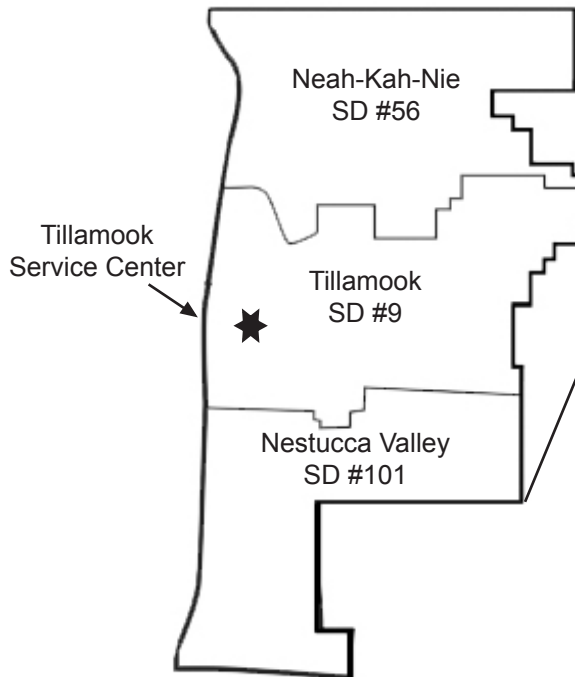
Special Education Administration | School Improvement | Professional Development
 EL | Tech. Administration Support | SIS | Help Desk and Site Support | ISDS/Application Support
 Multimedia | Videoconferencing | Courier | Truancy Enforcement (Core to districts under 1,000 ADM)
 Service Center Administration | Superintendent Activities | Emergency Closure Network
 Home School Registration | County Allocations

Northwest Regional ESD Tillamook Service Center

Kim Durrer, County Education Coordinator • (503) 842-8423
2515 3rd Street • Tillamook, OR 97141

Serving the School Districts of Tillamook County:

- Neah-Kah-Nie SD #56
- Nestucca Valley SD #101
- Tillamook SD #9



NEAH-KAH-NIE SCHOOL DISTRICT

Paul Erlebach, Superintendent

504 N. 3rd Avenue • Rockaway Beach, OR 97136

Phone: 503-355-2222 • Fax: 503-355-3434

www.neahkahnie.k12.or.us



Programs and Services

SPECIAL STUDENT SERVICES

- **Early Intervention/Early Childhood Special Education (EI/ECSE)**
Children served: 16 Evaluations completed: 17
- **Related Services—19 students were served in these areas:**
Autism: 16 Deaf/Blind: 0
Hearing & Audiology: 2 Orthopedics: 1
Vision: 0
- **Hours of service to children:**
EI/ECSE Evaluations: 210
EI/ECSE Special Education: 1,713
Low Incidence Regional Programs: 471
School Psychologists, Speech Language Services, Motor Team: 3,180

SCHOOLS DEPARTMENT

- **ORVED—28 Online Courses Provided**
- **Home School Registration—33 students**

INSTRUCTION AND SCHOOL IMPROVEMENT SERVICES

- **Professional/Technical Programs**
Health Occupations—number of students enrolled
 - Health Occupations Level I—1
 - Health Occupations Level II—1
 - Medical Terminology—1
 - Emergency Procedures—1
- **Hospitality, Tourism & Recreation Program (HTR): 3 students enrolled**
- **School Improvement Services:** Neah-Kah-Nie SD staff participated in 17 training or coaching sessions in the areas of Writing Scoring Guide training, Effective Teaching Strategies, PBS-Positive Behavior Support, Best Practices, English Learners, Data Teams, and Common Core State Standards.

TECHNOLOGY SERVICES

- **SIS Support Contacts—90**
- **Video Streaming (Learn360)—286**
- **Tests Scored—171**

OTHER SERVICES

- **Truancy Enforcement: 42 contacts**

SERVICE CREDIT UTILIZATION

Special Student Services

Speech Language Pathologist.....	\$61,800.00
School Psychologist	\$51,500.00
Speech Language Pathologist Assistant	\$49,912.50
Physical Therapist	\$12,808.00

Total credits used..... \$176,020.50

CONTRACTED SERVICES

Special Student Services

Occupational Therapist.....	\$19,760.00
Evaluation of Children for Early Intervention Services	\$14,029.00
Augmentative Communication/Assistive Technology	\$4,500.00
Physical Therapist	\$2,696.00
Speech Language Pathologist Assistant	\$780.00
Audiology	\$144.00

Technology Services

District Level Technology Services.....	\$15,000.00
Infinite Visions Server Hosting	\$13,499.24
Destiny Library System.....	\$3,252.99
CRIS Personnel Background Checks	\$413.00
Public School Works	\$146.00

Total contracted services \$74,220.23

ADDITIONAL SERVICES PURCHASED

Tillamook County Consortium Dues.....	\$15,000.00
ORVED Online Courses.....	\$8,160.00
Technology Services.....	\$3,963.97
Testing and Assessment Scoring	\$1,584.50
Data Warehouse.....	\$1,277.64
OIS Training (Oregon Intervention System).....	\$171.48
W-2 and 1099 Forms	\$76.12
Meals for Senate Bill 290 Meeting	\$40.00

Total additional services purchased \$30,273.71

TOTAL BILLED FY..... \$280,514.44

CORE SERVICES

- Provided to all districts through the Local Service Plan -

Special Education Administration | School Improvement | Professional Development
 EL | Tech. Administration Support | SIS | Help Desk and Site Support | ISDS/Application Support
 Multimedia | Videoconferencing | Courier | Truancy Enforcement (Core to districts under 1,000 ADM)
 Service Center Administration | Superintendent Activities | Emergency Closure Network
 Home School Registration | County Allocations

NESTUCCA VALLEY SCHOOL DISTRICT

Kathryn Hedrick, Superintendent

36925 Hwy. 101 S. • Cloverdale, OR 97112
Phone: 503-392-4892 • Fax: 503-392-9061

www.nestucca.k12.or.us



Programs and Services

SPECIAL STUDENT SERVICES

- **Early Intervention/Early Childhood Special Education (EI/ECSE)**
Children served: 16 Evaluations completed: 15
- **Related Services—11 students were served in these areas:**

Autism: 7	Deaf/Blind: 1
Hearing & Audiology: 2	Orthopedics: 1
Vision: 0	
- **Hours of service to children:**
 - EI/ECSE Evaluations: 184
 - EI/ECSE Special Education: 1,862
 - Low Incidence Regional Programs: 350
 - School Psychologists, Speech Language Services, Motor Team: 1,670

SCHOOLS DEPARTMENT

- **Home School Registration—25 students**

INSTRUCTION AND SCHOOL IMPROVEMENT SERVICES

- **Professional/Technical Programs**
 - Health Occupations—number of students enrolled**
 - Health Occupations Level I—2
 - Health Occupations Level II—2
 - Medical Terminology—2
 - Hospitality, Tourism & Recreation Program (HTR): 6 students enrolled**
- **School Improvement Services:** Nestucca Valley SD staff participated in 47 training or coaching sessions in the areas of School Improvement Leadership, PBS-Positive Behavior Support, Best Practices Ells, Math, Data Team and CIP coaching, Unwrapping Standards, Priority Standards, Common Formative Assessments, and Common Core State Standards.

TECHNOLOGY SERVICES

- **SIS Support Contacts—90**
- **Multimedia Services: Video Streaming (Learn360)—43**

OTHER SERVICES

- **Truancy Enforcement: 18 contacts**

Nestucca High School • Nestucca Valley Middle School • Nestucca Valley Elementary

SERVICE CREDIT UTILIZATION

Special Student Services

Speech Language Pathologist.....	\$61,800.00
Occupational Therapist.....	\$16,796.00
Evaluation of Children for Early Intervention Services.....	\$10,864.00
Augmentative Communication/Assistive Technology.....	\$637.50

Technology Services

Infinite Visions Maintenance Fee.....	\$13,499.25
---------------------------------------	-------------

Total credits used..... \$103,596.75

ADDITIONAL SERVICES PURCHASED

Business Services.....	\$48,000.00
Tillamook County Consortium Dues.....	\$15,000.00
CRIS Background Checks.....	\$371.00
Public School Works Online Employee Training.....	\$90.00

Total additional services purchased \$63,461.00

TOTAL BILLED FY..... \$167,057.75

CORE SERVICES

- Provided to all districts through the Local Service Plan -

Special Education Administration | School Improvement | Professional Development
 EL | Tech. Administration Support | SIS | Help Desk and Site Support | ISDS/Application Support
 Multimedia | Videoconferencing | Courier | Truancy Enforcement (Core to districts under 1,000 ADM)
 Service Center Administration | Superintendent Activities | Emergency Closure Network
 Home School Registration | County Allocations

TILLAMOOK SCHOOL DISTRICT

Randy Schild, Superintendent

6825 Officers' Row • Tillamook, OR 97141
Phone: 503-842-4414 • Fax: 503-842-6854

www.tillamook.k12.or.us



Programs and Services

SPECIAL STUDENT SERVICES

- **Early Intervention/Early Childhood Special Education (EI/ECSE)**
Children served: 45 Evaluations completed: 43
- **Low Incidence Regional Programs** - A total of 46 students were served in these areas:
Autism: 31 Deaf/Blind: 0
Hearing & Audiology: 4 Orthopedics: 7
Vision: 4
- **Hours of service to children:**
EI/ECSE Evaluations: 788
EI/ECSE Special Education: 3,873
Low Incidence Regional Programs: 2,562
School Psychologists, Speech Language Services, Motor Team: 2,159

SCHOOLS DEPARTMENT

- **ORVED**—2 Online Courses Provided
- **Home School Registraton**—73 students

INSTRUCTION AND SCHOOL IMPROVEMENT SERVICES

- **Professional/Technical Programs**
Health Occupations—number of students enrolled
 - Health Occupations Level I—27
 - Health Occupations Level II—16
 - Medical Terminology—147
 - Emergency Procedures—21
- **Hospitality, Tourism & Recreation Program (HTR):** 19 students enrolled
- **School Improvement Services:** Tillamook SD staff participated in 7 training or coaching sessions in the areas of PBS-Positive Behavior Support, Best Practices Ells, and Writing Scoring Guide training.

TECHNOLOGY SERVICES

- **SIS Support Contacts**—171
- **Multimedia Services:** Video Streaming (Learn360)—131

Tillamook High School • Tillamook Options Program • Trask River/TYAC and Camp Tillamook
Tillamook Jr. High • East Elementary • Liberty Elementary • South Prairie Elementary

SERVICE CREDIT UTILIZATION

Special Student Services	
ASL Interpreter.....	\$57,171.00
Occupational Therapist.....	\$44,460.00
School Psychologist.....	\$41,200.00
Evaluation of Children for Early Intervention Services.....	\$33,555.00
Physical Therapists.....	\$29,355.30
Augmentative Communication/Assistive Technology.....	\$7,500.00
Teacher: Deaf/Hard of Hearing.....	\$1,638.00
Teacher: Vision.....	\$1,494.00
FM System Rental (personal amplification device).....	\$500.00
Total credits used.....	\$216,873.30

ADDITIONAL SERVICES PURCHASED

Career and Technical Education Staffing.....	\$37,125.95
Northwest Textbook Depository.....	\$20,389.66
Consortium Membership Dues 2012-13.....	\$15,000.00
ACF National Conference.....	\$1,754.68
OACTE.....	\$1,036.20
CRIS Background Checks.....	\$899.50
ORVED.....	\$360.00
Public School Works Online Training.....	\$341.00
Workshops.....	\$100.00
Total additional services purchased.....	\$77,006.99
TOTAL BILLED FY.....	\$293,880.29

CORE SERVICES

- Provided to all districts through the Local Service Plan -

Special Education Administration | School Improvement | Professional Development
 EL | Tech. Administration Support | SIS | Help Desk and Site Support | ISDS/Application Support
 Multimedia | Videoconferencing | Courier | Truancy Enforcement (Core to districts under 1,000 ADM)
 Service Center Administration | Superintendent Activities | Emergency Closure Network
 Home School Registration | County Allocations

Northwest Regional ESD

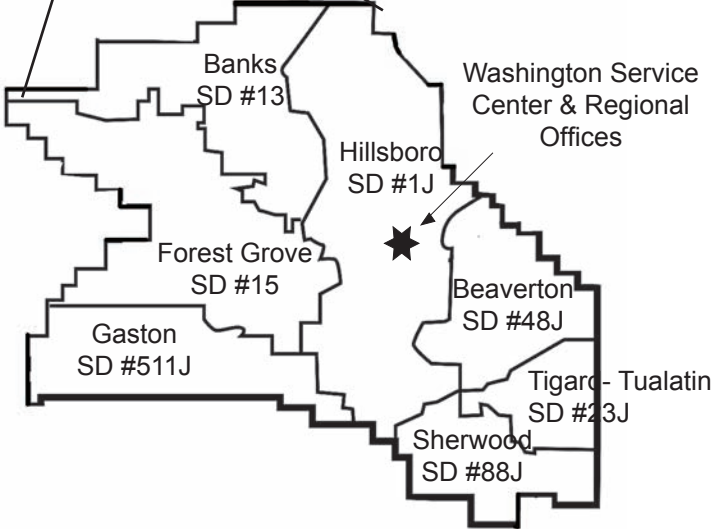
Washington Service Center/Regional Office

James Sager, Superintendent • (503) 614-1401
5825 NE Ray Circle • Hillsboro, OR 97124



Serving the School Districts of Washington County:

- Banks SD #13
- Beaverton SD #48J
- Forest Grove SD #15
- Gaston SD #511J
- Hillsboro SD #1J
- Sherwood SD #88J
- Tigard-Tualatin SD #23J



BANKS SCHOOL DISTRICT

Bob Huston, Superintendent

450 S. Main Street • Banks, OR 97106
Phone: 503-324-8591 • Fax: 503-324-6969

www.banks.k12.or.us



Programs and Services

SPECIAL STUDENT SERVICES

- **Early Intervention/Early Childhood Special Education (EI/ECSE)**
 - Average number of children active in programs each month: 10
 - Average number of referrals in process each month: 1
- **Low Incidence Regional Programs—21 students were served in these areas:**

Autism: 18	Deaf/Blind: 0
Hearing & Audiology: 1	Orthopedics: 2
Vision: 0	
- **Hours of service to children:**
 - EI/ECSE Evaluations: 210
 - EI/ECSE Special Education: 790
 - Low Incidence Regional Programs: 494
 - School Psychologists, Speech Language Services, Motor Team: 2569

SCHOOLS DEPARTMENT

- **ORVED—12 Online Courses Provided**
- **Behavioral Programs Enrollment**
 - Cascade Academy: 1
 - Levi Anderson: 1
 - Lifeworks NW Day Treatment Programs: 1
 - P.A.C.E.: 1
- **Northwest Outdoor Science School—80 students participated**
- **Home School Registration—53 students**

INSTRUCTION AND SCHOOL IMPROVEMENT SERVICES

Banks SD staff participated in 12 training or coaching sessions in the areas of PBS-Positive Behavior Support, Best Practices Ells, and Common Core State Standards.

TECHNOLOGY SERVICES

- **SIS Support Contacts—68**
- **Multimedia Services; Streamings (Learn360)—265**
- **Tests Scored—170**

Banks High School • Banks Jr. High School • Banks Elementary School

SERVICE CREDIT UTILIZATION

Special Student Services

School Psychologists.....	\$103,000.00
Speech Language Pathologist.....	\$41,200.00
Levi Anderson Learning Center.....	\$39,960.00
Occupational Therapist.....	\$29,640.00
Cascade Academy.....	\$20,300.00
Registered Nurse.....	\$19,260.00
Assistive Technology Specialist.....	\$600.00

Technology Services

Testing and Assessment Scoring.....	\$1,048.46
-------------------------------------	------------

Total credits used..... \$255,008.46

CONTRACTED SERVICES

Special Student Services

P.A.C.E.	\$23,310.00
Cascade Academy.....	\$14,950.00
Lifeworks Day Treatment Programs.....	\$13,320.00
Levi Anderson Learning Center.....	\$10,580.00
Teacher: Deaf/Hard of Hearing.....	\$174.24

Technology Services

Infinite Visions Maintenance Fee.....	\$14,150.24
SmartFinder Express Absence Reporting System.....	\$4,264.11
Testing and Assessment Scoring.....	\$540.12
Public School Works Staff Online Training.....	\$154.00
CRIS Background Checks.....	\$56.00

Total contracted services \$81,498.71

ADDITIONAL SERVICES PURCHASED

Outdoor School.....	\$16,480.00
Evaluation of Children for Early Intervention Services.....	\$12,863.00
ORVED.....	\$3,625.00
Infinite Visions.....	\$3,340.00
Speech Language Pathologist.....	\$1,083.00
W-2 and 1099 Forms.....	150.79

Total additional services purchased \$37,541.79

TOTAL BILLED..... \$374,048.96

CORE SERVICES

- Provided to all districts through the Local Service Plan -

Special Education Administration | School Improvement | Professional Development
 EL | Tech. Administration Support | SIS | Help Desk and Site Support | ISDS/Application Support
 Multimedia | Videoconferencing | Courier | Truancy Enforcement (Core to districts under 1,000 ADM)
 Service Center Administration | Superintendent Activities | Emergency Closure Network
 Home School Registration | County Allocations

BEAVERTON SCHOOL DISTRICT

Jeff Rose, Superintendent

16550 SW Merlo Road • Beaverton, OR 97006

Phone: 503-591-8000 • Fax: 503-591-4175

www.beaverton.k12.or.us



Programs and Services

SPECIAL STUDENT SERVICES

- **Early Intervention/Early Childhood Special Education (EI/ECSE)**
 - Average number of children active in programs each month: 729
 - Average number of referrals in process each month: 68
- **Deaf Hard of Hearing Classroom Enrollment**
Groner Elementary School—4
- **Low Incidence Regional Program**—77 students were served in these areas:

Autism: 0	Deaf/Blind: 1
Hearing & Audiology: 47	Orthopedics: 4
Vision: 25	
- **Hours of service to children:**
 - EI/ECSE Evaluations: 9,719
 - EI/ECSE Special Education: 70,315
 - Low Incidence Regional Programs: 11,788
 - School Psychologists, Speech Language Services, Motor Team: 760

SCHOOLS DEPARTMENT

- **Behavioral Programs:**
 - Cascade Academy: 25 • Levi Anderson: 21
 - Pacific Academy: 31 • Lifeworks Day Treatment Programs: 9
- **Northwest Outdoor Science School**—830 students participated
- **Home School Registration**—932 students

INSTRUCTION AND SCHOOL IMPROVEMENT SERVICES

Beaverton SD staff participated in 12 training or coaching sessions in the areas of School Improvement Leadership, PBS-Positive Behavior Support, Best Practices Ells, Writing Scoring Guide Training, and Essential Skills Training.

TECHNOLOGY SERVICES

- **Multimedia Services:** Video Streamings (Learn360)—16,712

OTHER SERVICES

- **Truancy Enforcement**—84 contacts

Elementary Schools: Aloha-Huber Park • Barnes • Beaver Acres • Bethany • Bonny Slope • Cedar Mill • Chehalam Cooper Mt. • Elmonica • Errol Hassel • Findley • Fir Grove • Greenway • Hazeldale • Hiteon • Jacob Wismer Kinnaman • McKay • McKinley • Montclair • Nancy Ryles • Oak Hills • Raleigh Hills • Raleigh Park • Ridgewood Rock Creek • Scholls Heights • Sexton Mt. • Springville • Terra Linda • Vose • West Tualatin View • Wm. Walker

SERVICE CREDIT UTILIZATION

Special Student Services

Pacific Academy	\$1,092,750.00
Cascade Academy	\$881,250.00
Levi Anderson Learning Center	\$799,200.00
Evaluation of Children for Early Intervention Services	\$375,000.00
Lifeworks Day Treatment Programs	\$319,680.00
Deaf/Hard of Hearing Staffing: ASL Interpreters.....	\$164,400.00
Deaf/Hard of Hearing Classroom: Groner Elementary	\$83,190.00
Augmentative Communication/Assistive Technology	\$51,500.00
Audiologist	\$720.00

Total credits used..... \$3,767,690.00

CONTRACTED SERVICES

Special Student Services

Deaf/Hard of Hearing Classroom: Groner Elementary	\$83,190.00
Lifeworks Day Treatment Programs	\$23,460.00
Levi Anderson Learning Center	\$19,930.00
ED/DD Staffing	\$16,170.00
Teacher: Vision	\$1,476.00
Deaf/Hard of Hearing Staffing: ASL Interpreters.....	\$762.50

Total contracted services \$144,988.50

ADDITIONAL SERVICES PURCHASED

Evaluation of Children for Early Intervention Services	\$284,309.00
Outdoor School.....	\$69,151.23
Truancy Services	\$8,680.00
Levi Anderson Learning Center	\$8,596.00
FM Rentals (Personal frequency modulation systems).....	\$3,100.00
Lifeworks Day Treatment Programs	\$2,990.00
Testing and Assessement Scoring	\$2,192.80
Deaf/Hard of Hearing Staffing: ASL Interpreters.....	\$1,825.00
Equipment - Rentals/Missing/Lost/Damaged	\$290.00
Itinerant Teacher	\$252.00
Workshops	\$250.00
Spanish Language Interpreter.....	\$119.00
Meals: OSBA Fall Regional Meetinhg.....	\$24.00

Total additional services purchased \$381,779.03

TOTAL BILLED FY..... \$4,294,457.53

Middle Schools: Cedar Park • Conestoga • Five Oaks • Highland Park • Meadow Park
 Mountain View • Stoller • Whitford
High Schools: Aloha • Arts & Communication Magnet Academy • Beaverton • International School
 Merlo Station • Southridge • Sunset • Westview • ESL Bilingual/Migrant Welcome Center

FOREST GROVE SCHOOL DISTRICT

Yvonne Curtis, Superintendent

1728 Main Street • Forest Grove, OR 97116

Phone: 503-3357-6171 • Fax: 503-359-2520

www.fgsd.k12.or.us



Programs and Services

SPECIAL STUDENT SERVICES

- **Early Intervention/Early Childhood Special Education (EI/ECSE)**
 - Average number of children active in programs each month: 134
 - Average number of referrals in process each month: 13
- **Low Incidence Regional Programs**—115 students were served in these areas:

Autism: 80	Deaf/Blind: 1
Hearing & Audiology: 10	Orthopedics: 14
Vision: 10	
- **Hours of Service to Children:**
 - EI/ECSE Evaluations: 1,313
 - EI/ECSE Special Education: 1,246
 - Low Incidence Regional Programs: 4,598
 - School Psychologists, Speech Language Services, Motor Team: 1,585

SCHOOLS DEPARTMENT

- **Behavioral Programs Enrollment**
 - Lifeworks Day Treatment Programs: 2
 - P.A.C.E.: 3
- **Northwest Outdoor Science School**—48 students participated
- **Home School Registration**—152 students

INSTRUCTION AND SCHOOL IMPROVEMENT SERVICES

Forest Grove SD staff participated in 12 training or coaching sessions in the areas of School Improvement Leadership, PBS-Positive Behavior Support, and Common Formative Assessments.

TECHNOLOGY SERVICES

- **SIS Support Contacts**—289
- **Multimedia Services: Streamings (Learn360)**—1,242
- **Tests Scored**—834

OTHER SERVICES

- **Truancy Enforcement**—480 contacts

SERVICE CREDIT UTILIZATION

Special Student Services

ED/DD Staffing	\$412,776.00
P.A.C.E. Program	\$125,000.00
Early Intervention/Early Childhood Evaluations	115,253.00
Speech Language Services	\$103,905.92
Lifeworks Day Treatment Programs	\$77,740.00
Levi Anderson Learning Center	\$7,360.00
Augmentative Communication/Assistive Technology	\$4,500.00
Nursing Services.....	\$1,523.00
Vision Specialists	\$1,152.00

Instructional Services

Teacher: GED Prep.....	\$54,862.27
------------------------	-------------

Technology Services

Infinite Visions Maintenance Fee	\$46,633.25
Destiny Library and Textbook License and Hosting.....	\$21,940.31
Substitute Employees Management Services.....	\$21,790.30
Regional Data Warehouse	\$13,893.15
Public School Works Online Staff Training	\$742.00
CRIS Background Checks.....	\$378.00

Other Services

Truancy Services	\$58,828.00
------------------------	-------------

Total credits used..... \$1,068,277.20

ADDITIONAL SERVICES PURCHASED

Testing and Assessment Scoring	\$8,599.15
Substitute Employees Management Services.....	5,290.30
Technology Services.....	\$1,000.00
Speech Language Services	\$481.08
W-2 and 1099 Forms	\$221.80
Workshops	\$50.00
Equipment - Rentals/Missing/Lost/Damaged	\$30.00
Meals: OSBA Fall Regional Meeting.....	\$12.00

Total additional services purchased \$15,684.33

TOTAL BILLED FY..... \$1,083,961.53

Forest Grove High School • Neil Armstrong Middle School
Tom McCall Upper Elementary • Cornelius Elementary • Dilley Elementary
Echo Shaw Elementary • Fern Hill Elementary • Gales Creek Elementary
Harvey Clarke Elementary • Joseph Gale Elementary • Forest Grove Community School

GASTON SCHOOL DISTRICT

David Beasley, Superintendent

300 Park Street • Gaston, OR 97119
Phone: 503-985-0210 • Fax: 503-985-3366

www.gaston.k12.or.us



Programs and Services

SPECIAL STUDENT SERVICES

- **Early Intervention/Early Childhood Special Education (EI/ECSE)**
 - Average number of children active in programs each month: 6
 - Average number of referrals in process each month: 1
- **Low Incidence Regional Programs—8 students were served in these areas:**

Autism: 6	Deaf/Blind: 0
Hearing & Audiology: 0	Orthopedics: 1
Vision: 1	
- **Hours of Service to children:**
 - EI/ECSE Evaluations: 79
 - EI/ECSE Special Education: 790
 - Low Incidence Regional Programs: 418
 - School Psychologists, Speech Language Services, Motor Team: 169

SCHOOLS DEPARTMENT

- **Home School Registration—45 students**

INSTRUCTION AND SCHOOL IMPROVEMENT SERVICES

Gaston SD staff participated in 26 training or coaching sessions in the areas of School Improvement Leadership, PBS-Positive Behavior Support, Best Practices Ells, Math, Data Teams, Priority Standards, and Essential Skills Training.

TECHNOLOGY SERVICES

- **SIS Support Contacts—216**
- **Multimedia Services: Streamings (Learn360)—219**
- **Tests Scored—62**

OTHER SERVICES

- **Truancy Enforcement—17 contacts (provided at no cost to districts with ADM under 1,000)**

SERVICE CREDIT UTILIZATION

Special Student Services	
Physical Therapist	\$6,336.00
Evaluation of Children for Early Intervention Services	\$6,216.00
Registered Nurse	\$5,680.00
Occupational Therapist.....	\$4,032.00
Augmentative Communication/Assistive Technology	\$3,375.00
FM Rentals (Personal frequency modulation systems)	\$2,000.00
Deaf/Hard of Hearing Staffing	\$1,343.52
Audiologists.....	\$887.76
 Technology Services	
Infinite Visions Maintenance Fee	\$10,333.50
Smartfinder Express	\$1,781.83
Substitute Employees Management Services	\$800.00
Testing and Assessment Scoring.....	\$607.60
Router Configuration and Support	\$550.00
Public School Works Staff Online Training	\$303.00
CRIS Background Checks	\$45.50
 Other Services	
Workshops	\$100.00
W-2 and 1099 Forms	\$31.65
 Total credits used.....	 \$44,423.36

ADDITIONAL SERVICES PURCHASED

Meals: Senate Bill 1290 Meeting	\$20.00
Meals: OSBA Fall Regional Meeting.....	\$24.00
 Total additional services purchased	 \$44.00
 TOTAL BILLED FY.....	 \$44,423.36

CORE SERVICES

- Provided to all districts through the Local Service Plan -

Special Education Administration | School Improvement | Professional Development
 EL | Tech. Administration Support | SIS | Help Desk and Site Support | ISDS/Application Support
 Multimedia | Videoconferencing | Courier | Truancy Enforcement (Core to districts under 1,000 ADM)
 Service Center Administration | Superintendent Activities | Emergency Closure Network
 Home School Registration | County Allocations

HILLSBORO SCHOOL DISTRICT

Mike Scott, Superintendent

3083 NE 49th Place • Hillsboro, OR 97124
Phone: 503-844-1500 • Fax: 503-844-1540

www.hsd.k12.or.us



Programs and Services

SPECIAL STUDENT SERVICES

- **Early Intervention/Early Childhood Special Education (EI/ECSE)**
 - Average number of children active in programs each month: 459
 - Average number of referrals in process each month: 42
- **Deaf Hard of Hearing Classroom Enrollment**
Groner Elementary School—4
- **Low Incidence Regional Programs—389 students were served in these areas:**

Autism: 317	Deaf/Blind: 2
Hearing & Audiology: 35	Orthopedics: 24
Vision: 11	
- **Hours of service to children:**
 - EI/ECSE Evaluations: 6,576
 - EI/ECSE Special Education: 45,296
 - Low Incidence Regional Programs: 15,110
 - School Psychologists, Speech Language Services, Motor Team: 18,120

SCHOOLS DEPARTMENT

- **ORVED—13 Online Courses Provided**
- **Behavioral Programs Enrollment:**
 - Cascade Academy: 17 • Levi Anderson: 10 • P.A.C.E.: 3
 - Pacific Academy: 11 • Lifeworks Day Treatment: 12
- **Fire Science (Level I and Level II):** The program is made available through a joint effort with Hillsboro School District, NWRES, and Washington County Fire District. The program serves over 50 students supplying staff and materials.
- **Northwest Outdoor Science School—1,471 students participated**
- **Home School Registration—770 students**

INSTRUCTION AND SCHOOL IMPROVEMENT SERVICES

Hillsboro SD staff participated in 10 training or coaching sessions in the areas of PBS-Positive Behavior Support, College Credit, and Common Core State Standards.

TECHNOLOGY SERVICES

- **SIS Support Contacts—89**
- **Multimedia Services: Streamings (Learn360)—6,802**
- **Test Scoring—1**

OTHER SERVICES

- **Truancy Enforcement—48 contacts**

SERVICE CREDIT UTILIZATION

Special Student Services

Cascade Academy Slots.....	\$599,250.00
Speech Language Pathologists	\$576,800.00
Lifeworks Day Treatment Program.....	\$479,520.00
Evaluation of Children for Early Intervention Services.....	\$437,894.00
Occupational Therapists.....	\$414,960.00
Levi Anderson Learning Center	\$403,970.00
Pacific Academy.....	\$387,750.00
Educational Assistants: ED/DD/Behavioral Programs.....	\$316,281.00
Augmentative Communication/Assistive Technology	\$216,300.00
Deaf/Hard of Hearing Staffing	\$176,620.00
Deaf/Hard of Hearing Classrooms: Groner Elementary	158,061.00
P.A.C.E. Program	\$119,880.00
School Psychologists.....	\$84,224.00
Licensed Physical Therapist Assistant.....	\$75,000.00
Certified Occupational Therapist Assistant	\$60,000.00
Physical Therapist	\$31,560.00
Audiologist	\$7,200.00
FM Rentals (Personal frequency modulation systems).....	\$5,100.00
Nursing Services - Registered Nurse.....	\$1,678.00
Teacher: Vision.....	\$815.76
Nursing Services - Maxim Healthcare	\$437.50
Spanish Language Interpreter.....	\$374.00
Transportation: Early Childhood Program	\$204.75

Department of Schools

Outdoor School.....	\$121,379.67
Fire Science Program	\$103,567.27

Technology Services

Infinite Visions Support	\$119,847.00
SmartFinder Express/Sub Hiring	\$63,326.25
Destiny Library System.....	\$15,545.35
CRIS Background Checks	\$12,551.00
ORVED	\$2,945.00

Total credits used..... \$4,993,041.55

ADDITIONAL SERVICES PURCHASED

Truancy Services	\$5,656.00
GED Testing	\$4,680.00
Workshops	\$1,050.00
ORVED.....	\$760.00
Mentor Award - J. Miller	\$400.00
ASL Teacher - Extra Duty	\$356.60
ASL Interpreter.....	\$300.00
Meals: OSBA Fall Regional Meeting.....	\$72.00
Testing and Assessment Scoring	\$9.80

Total additional services purchased \$13,284.40

TOTAL BILLED FY..... \$5,006,325.95

CORE SERVICES

- Provided to all districts through the Local Service Plan -

Special Education Administration | School Improvement | Professional Development
 EL | Tech. Administration Support | SIS | Help Desk and Site Support | ISDS/Application Support
 Multimedia | Videoconferencing | Courier | Truancy Enforcement (Core to districts under 1,000 ADM)
 Service Center Administration | Superintendent Activities | Emergency Closure Network
 Home School Registration | County Allocations

Hillsboro School District

SHERWOOD SCHOOL DISTRICT

Heather Cordie, Superintendent

23295 SW Main St. • Sherwood, OR 97140

Phone: 503-825-5000 • Fax: 503-825-5001

www.sherwood.k12.or.us/



Programs and Services

SPECIAL STUDENT SERVICES

- **Early Intervention/Early Childhood Special Education (EI/ECSE)**
 - Average number of children active in programs each month: 55
 - Average number of referrals in process each month: 6
- **Low Incidence Regional Programs—51 students were served in these areas:**

Autism: 46	Deaf/Blind: 0
Hearing & Audiology: 2	Orthopedics: 2
Vision: 1	
- **Hours of service to children:**
 - EI/ECSE Evaluations: 788
 - EI/ECSE Special Education: 4,712
 - Low Incidence Regional Programs: 1,482
 - School Psychologists, Speech Language Services, Motor Team: 3,948.4

SCHOOLS DEPARTMENT

- **ORVED—7 Online Courses Provided**
- **Behavioral Programs Enrollment**
 - Cascade Academy: 6 • Levi Anderson: 1
 - P.A.C.E.: 1 • Lifeworks: 2
- **Northwest Outdoor Science School—379 students**
- **Home School Registration—181students**

INSTRUCTION AND SCHOOL IMPROVEMENT SERVICES

Sherwood SD staff participated in 1 PBS-Positive Behavior Support training.

TECHNOLOGY SERVICES

- **SIS Support Contacts—222**
- **Multimedia Services: Streamings (Learn360)—499**
- **Tests Scored—345**

OTHER SERVICES

- **Truancy Enforcement—36 contacts**

Sherwood High School • Laurel Ridge Middle School • Sherwood Middle School
Archer Glen Elementary • Edy Ridge Elementary • J. Clyde Hopkins Elementary • Middleton Elementary

SERVICE CREDIT UTILIZATION

Special Student Services

Nursing Services.....	\$228,030.00
Cascade Academy.....	\$211,500.00
Occupational Therapist.....	\$88,920.00
Lifeworks Day Treatment Program.....	\$79,920.00
Physical Therapist	\$63,350.88
Evaluation of Children for Early Intervention Services.....	\$40,468.00
Levi Anderson Learning Center	\$39,960.00
P.A.C.E. Program	\$39,960.00
Augmentative Communication/Assistive Technology	\$2,250.00
Speech Language Pathologist.....	\$1,456.16
FM Rentals (Personal frequency modulation systems).....	\$1,000.00
Itinerant Teacher - DHH.....	\$144.00

Technology Services

Infinite Visions Server Hosting	\$34,768.25
Destiny Library and Textbook Management.....	\$17,500.00
Regional Data Warehouse	\$9,647.15
SmartFinder/Sub Hiring.....	\$7,408.86
CRIS Personnel Background Checks.....	\$7,352.50
Testing and Assessment Scoring.....	\$6,995.92
Public School Works Online Training.....	\$601.00

Other Services

Truancy Services	\$2,352.00
W-2 and 1099 Forms	\$164.78

Total credits used.....\$883,749.50

CONTRACTED SERVICES

Other Services

Outdoor School.....	\$50,391.00
---------------------	-------------

Total credits used.....\$50,391.00

ADDITIONAL SERVICES PURCHASED

Evaluation of Children for Early Intervention Services.....	\$8,816.00
ORVED.....	\$2,055.00
Destiny Library and Textbook Management.....	\$589.67
Speech Language Pathologist.....	\$430.92
Equipment - Rentals/Missing/Lost/Damaged	\$100.00
Meals: OSBA Fall Regional Meeting.....	\$36.00

Total additional services purchased\$12,027.59

TOTAL BILLED FY.....\$946,168.09

CORE SERVICES

- Provided to all districts through the Local Service Plan -

Special Education Administration | School Improvement | Professional Development
 EL | Tech. Administration Support | SIS | Help Desk and Site Support | ISDS/Application Support
 Multimedia | Videoconferencing | Courier | Truancy Enforcement (Core to districts under 1,000 ADM)
 Service Center Administration | Superintendent Activities | Emergency Closure Network
 Home School Registration | County Allocations

TIGARD-TUALATIN SCHOOL DISTRICT

Ernie Brown, Superintendent

6960 SW Sandburg Road • Tigard, OR 97223

Phone: 503-431-4000 • Fax: 503-431-4047

www.ttsd.k12.or.us



Programs and Services

SPECIAL STUDENT SERVICES

- **Early Intervention/Early Childhood Special Education (EI/ECSE)**
 - Average number of children active in programs each month: 215
 - Average number of referrals in process each month: 20
- **Deaf Hard of Hearing Classroom Enrollment**
Groner Elementary—4
- **Low Incidence Regional Programs—102 students were served in these areas:**
 - Autism: 70
 - Hearing & Audiology: 13
 - Vision: 8
- **Hours of service to children:**
 - EI/ECSE Evaluations: 2,627
 - EI/ECSE Special Education: 21,888
 - Low Incidence Regional Programs: 6,925
 - School Psychologists, Speech Language Services, Motor Team: 12,002

SCHOOLS DEPARTMENT

- **Behavioral Programs Enrollment**
Cascade Academy: 3 • Lifeworks Day Treatment: 4 • Pacific Academy: 2 • Levi Anderson: 1
- **Northwest Outdoor Science School—854 students participated**
- **ORVED—661 Online Courses Provided**
- **Home School Registration—320 students**

INSTRUCTION AND SCHOOL IMPROVEMENT SERVICES

Tigard-Tualatin SD staff participated in 1 PBS-Positive Behavior Support training.

TECHNOLOGY SERVICES

- **SIS Support Contacts—74**
- **Multimedia Services: Streamings (Learn360)—3,148**
- **Tests Scored—1,154**

OTHER SERVICES

- **Truancy Enforcement—167 total contacts**

SERVICE CREDIT UTILIZATION

Special Student Services

Speech Language Pathologists	\$412,606.00
School Psychologists	\$257,500.00
Groner Deaf/HH Classrooms	\$166,380.00
Lifeworks Day Treatment Program	\$159,840.00
Evaluation of Children for Early Intervention Services	\$150,112.00
Cascade Academy.....	\$105,750.00
Occupational Therapist.....	\$79,040.00
Certified Occupational Therapy Assistant	\$75,000.00
Pacific Academy	\$70,500.00
ASL Assistant	\$45,800.00
Levi Anderson Learning Center	\$39,960.00
Assistive Technology Specialist	\$10,300.00
Nursing Services.....	\$1,800.00
Teacher: Deaf and Hard of Hearing.....	\$360.00
Audiology.....	\$72.00

Technology Services

Infinite Visions	\$78,188.25
District Level Technology Support	\$57,775.68
Regional Data Warehouse	\$15,000.00
Testing and Assessment Scoring	\$12,046.59
CRIS Background Checks	\$966.00

Other Services

Truancy Services	\$33,012.00
------------------------	-------------

Total credits used..... \$1,772,008.52

CONTRACTED SERVICES

Special Student Services

FM Rentals (Personal frequency modulation systems).....	\$2,500.00
Speech Language Pathologists	\$1,159.00
Digimaster 5000	\$50.00
Teacher: Deaf and Hard of Hearing.....	\$18.00

Total contracted services \$3,727.00

ADDITIONAL SERVICES PURCHASED

ORVED.....	\$128,910.00
Outdoor School.....	\$68,280.00
Evaluation of Children for Early Intervention Services	\$38,567.00
Infinite Visions.....	\$18,351.13
Regional Data Warehouse	\$10,961.08
Early Childhood Program Bus Transportation	\$3,657.15
W-2 and 1099 Forms	\$552.33
CRIS Background Checks	\$521.50
Equipment Rentals	\$120.00
Meals: OSBA Fall Regional Meeting.....	\$48.00

Total additional services purchased \$269,968.19

TOTAL BILLED FY..... \$2,045,703.71

Tigard-Tualatin School District



Northwest Regional Education Service District



Distributed by the Communications Department
503-614-1252 • Toll-free in Oregon 1-888-990-7500