


Nueces County Hospital District
 Quarterly Investment Report
 October 1, 2014 - December 31, 2014

Summary Holdings Statistics:

Portfolio as of September 30, 2014		Portfolio as of December 31, 2014	
Beginning Book Value	\$87,557,302	Ending Book Value	\$83,609,708
Beginning Market Value	\$87,554,734	Ending Market Value	\$83,570,764
Unrealized Gain/Loss	(\$2,568)	Unrealized Gain/Loss	(\$38,944)
Beginning WAM	180 Days	Ending WAM	151 Days
Change in Market Value	(\$3,983,970) ¹		
Investment Income for Period	\$50,985		
Quarter Average Yield	0.224%		
Quarter Average Yield - 6 Mth T-Bill	0.080%		

This report reflects Nueces County Hospital District's investment policy and strategies in accordance with the Public Funds Investment Act.

INVESTMENT OFFICERS:


 JONNY F. HIPPI, ADMINISTRATOR


 DENA BRUNI, ASSISTANT ADMINISTRATOR


 DONNA LITTLEFIELD, DIRECTOR OF ACCOUNTING & FINANCE

Notes

1. On a quarterly basis, the value of the portfolio declined by \$3,983,970. However, of that decline, \$3,947,584 represents net expenditures by the District for operations. There was a net unrealized loss of \$36,376, but the District does not sell securities prior to maturity. Therefore, the loss is for notation purposes only.

Nueces County Hospital District
Inventory Report - Holdings by Fund
As of: 12/31/2014

Settle Date	Maturity Date	Fund Name	Location	Security	CUSIP	Avg Yield/ Coupon	Purchase Price	PAR	Beginning Book Value 09/30/2014	Beginning Market Value 09/30/2014	Ending Book Value 12/31/2014	Ending Market 12/31/2014	Gain/Loss	Accrued Interest	Yield	D-F-M			
Indigent Care Fund																			
12/31/2014	01/01/2015	Indigent Care Fund	TexPool	Investment Pool	#0002	0.042%	3,585,804	3,585,804	3,585,511	3,585,511	3,585,804	3,585,804	0	0	0.042%	1			
12/31/2014	01/01/2015	Indigent Care Fund	LOGIC	Investment Pool		0.097%	17,318	17,318	17,314	17,318	17,318	17,318	0	0	0.097%	1			
12/31/2014	01/01/2015	Indigent Care Fund	TexSTAR	Investment Pool		0.050%	7,631,666	7,631,666	7,565,317	7,631,666	7,631,666	7,631,666	0	0	0.050%	1			
03/18/2013	03/18/2015	Indigent Care Fund	Safekeping	FHLMC - 1x Call	3134G36G0	0.350%	3,000,000	3,000,000	3,003,048	3,003,048	3,000,000	3,001,176	1,176	2,975	0.350%	77			
05/19/2014	05/19/2017	Indigent Care Fund	Safekeping	FHLMC - Chry Call	3134G53L7	1.125%	0	0	3,000,000	3,001,695	0	0	0	0	1.125%	870			
05/28/2014	05/28/2017	Indigent Care Fund	Safekeping	FHLMC - Chry Call	3134G54F9	1.000%	0	0	3,000,000	2,996,850	0	0	0	0	1.000%	877			
08/16/2014	08/16/2017	Indigent Care Fund	Safekeping	FHLMC - Callable	3134G56A8	1.000%	3,000,000	3,000,000	2,997,117	2,991,681	3,000,000	2,991,681	(8,319)	1,167	1.000%	898			
09/21/2014	09/21/2017	Indigent Care Fund	Safekeping	FHLB - Chry Call	3130A2Q25	1.200%	0	0	3,000,000	2,996,694	0	0	0	0	1.200%	964			
09/29/2014	09/29/2017	Indigent Care Fund	Safekeping	FHLB - Chry Call	3130A32N3	1.300%	0	0	3,000,000	3,002,025	0	0	0	0	1.300%	1,003			
10/16/2014	10/16/2017	Indigent Care Fund	Safekeping	FHLB - Callable	3130A3B11	1.300%	3,000,000	3,000,000	0	0	3,000,000	2,998,521	(1,479)	8,017	1.300%	1,020			
12/12/2014	12/12/2017	Indigent Care Fund	Safekeping	FHLMC - Chry Call	3134G5RR9	1.300%	3,000,000	3,000,000	0	0	3,000,000	2,993,358	(6,642)	1,950	1.300%	1,077			
12/26/2014	12/26/2017	Indigent Care Fund	Safekeping	FHLMC - Chry Call	3134G5SP1	1.250%	6,000,000	6,000,000	0	0	6,000,000	5,976,318	(23,682)	833	1.250%	1,091			
Subtotal							29,234,788	29,234,788	29,165,570	29,195,842	29,234,788	29,195,842	(38,946)	14,942	0.680%	429			
Tobacco Settlement Fund																			
12/31/2014	01/01/2015	Tobacco Settlement	TexPool	Investment Pool	#00007	0.042%	122	122	122	122	122	122	0	0	0.042%	1			
Subtotal							122	122	122	122	122	122	0	0	0.042%	1			
Employee Health Benefits Trust Fund																			
12/31/2014	01/01/2015	Emp Health Benefits Trust	Frost Trust	Short Term Treasury	AIM	0.010%	357,047	357,047	357,485	357,485	357,047	357,047	0	3	0.010%	1			
Subtotal							357,047	357,047	357,485	357,485	357,047	357,047	0	3	0.010%	1			
General Fund																			
10/01/1996	10/15/2016	General Fund	Safekeping	GNMA Pool #156579	3621562L4	9.000%	130	135	178	178	134	136	2	1	9.350%	654			
12/31/2014	01/01/2015	General Fund	TexPool	Investment Pool	#00004	0.042%	19,365,726	19,365,726	11,593,672	11,593,672	19,365,726	19,365,726	0	0	0.042%	1			
12/31/2014	01/01/2015	GF - Membership Revenue	TexPool	Investment Pool	#00009	0.042%	32,749,695	32,749,695	45,082,776	45,082,776	32,749,695	32,749,695	0	0	0.042%	1			
12/31/2014	01/01/2015	GF - Operating	Frost Bank	Commercial Checking	664025679	0.010%	953,995	953,995	879,150	879,150	953,995	953,995	0	0	0.010%	1			
12/31/2014	01/01/2015	GF - Payroll	Frost Bank	Commercial Checking	664027221	0.010%	1,003	1,003	1,001	1,001	1,003	1,003	0	0	0.010%	1			
Subtotal							53,070,548	53,070,553	57,556,774	57,556,777	53,070,553	53,070,553	2	1	0.041%	1			
Debt Service Fund																			
12/31/2014	01/01/2015	Debt Svc Fund	TexPool	Investment Pool	#00003	0.042%	947,198	947,198	474,780	474,780	947,198	947,198	0	0	0.042%	1			
Subtotal							947,198	947,198	474,780	474,780	947,198	947,198	0	0	0.042%	1			
TOTAL PORTFOLIO															151	WAM			
													83,609,704	87,557,302	87,554,734	83,609,708	83,570,784	14,946	0.265%

Nueces County Hospital District
Investment Transaction Activity
October 1, 2014 - December 31, 2014

Settle Date	Maturity	Call Date	Fund	Type	CUSIP	Coupon	Price	Par	Principal	Acc'd Interest	Total Settlement	Yield to Mat/Call	Broker	
Purchases														
10/16/2014	10/16/2017	01/16/2015	Indigent Care Fund	FHLB - Callable	3130A36V1	1.300%	100.0000	3,000,000.00	3,000,000.00	0.00	3,000,000.00	1.300%	Stifel Nicolaus	
12/12/2014	12/12/2017	03/12/2015	Indigent Care Fund	FHLMC - Dirty Call	3134G5RM9	1.300%	100.0000	3,000,000.00	3,000,000.00	0.00	3,000,000.00	1.300%	Morgan Stanley	
12/26/2014	12/26/2017	03/26/2015	Indigent Care Fund	FHLMC - Dirty Call	3134G5SP1	1.250%	100.0000	6,000,000.00	6,000,000.00	0.00	6,000,000.00	1.250%	Morgan Stanley	
									Total Purchases:	12,000,000.00	0.00	12,000,000.00		
Maturities/Calls														
05/19/2014	05/19/2017	11/19/2014	Indigent Care Fund	FHLMC - Dirty Call	3134G53L7	1.125%	100.0000	3,000,000.00	3,000,000.00	16,875.00	3,016,875.00	1.125%	Morgan Stanley	
09/21/2014	09/21/2017	11/21/2014	Indigent Care Fund	FHLB - Dirty Call	3130A2Q25	1.200%	100.0000	3,000,000.00	3,000,000.00	9,000.00	3,009,000.00	1.200%	Morgan Stanley	
05/28/2014	05/28/2017	11/28/2014	Indigent Care Fund	FHLMC - Dirty Call	3134G54F9	1.000%	100.0000	3,000,000.00	3,000,000.00	14,833.33	3,014,833.33	1.000%	Stifel Nicolaus	
09/29/2014	09/29/2017	12/29/2014	Indigent Care Fund	FHLB - Dirty Call	3130A32N3	1.300%	100.0000	3,000,000.00	3,000,000.00	9,750.00	3,009,750.00	1.300%	Raymond James	
									Total Maturities/Calls:	12,000,000.00	50,458.33	12,050,458.33		

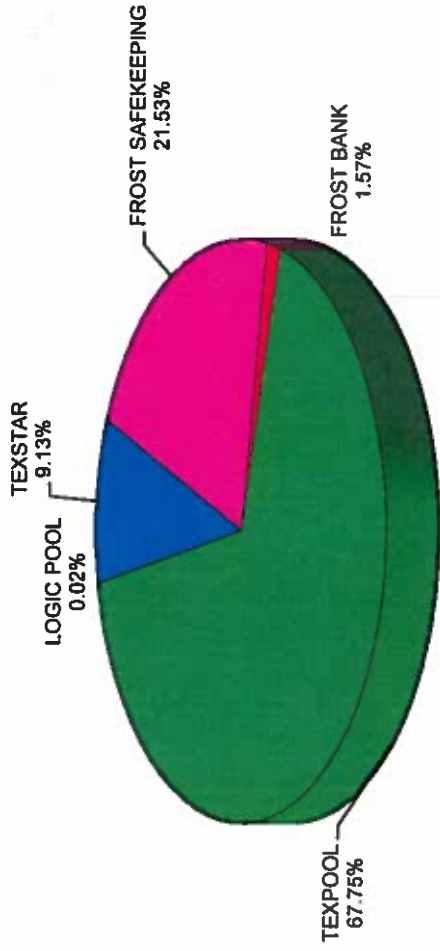
**NUECES COUNTY HOSPITAL DISTRICT
 INVESTMENTS SUMMARY BY TYPE & LOCATION
 FY 2015 1ST QUARTER (OCTOBER 1 - DECEMBER 31, 2014)**

	<u>FROST BANK</u>	<u>TEXPOOL</u>	<u>LOGIC</u>	<u>TEXSTAR</u>	<u>FROST SAFEKEEPING</u>	<u>TOTAL</u>	<u>PERCENT BY TYPE OF INVESTMENT</u>
CASH - INTEREST BEARING	\$954,998	\$0	\$0	\$0	\$0	\$954,998	1.1%
MONEY MKT MUTUAL FUNDS	\$357,047	\$0	\$0	\$0	\$0	\$357,047	0.4%
GOVT INVESTMENT POOLS	\$0	\$56,648,544	\$17,318	\$7,631,666	\$0	\$64,297,528	76.9%
CERTIFICATES OF DEPOSIT	\$0	\$0	\$0	\$0	\$0	\$0	0.0%
TREASURY NOTES AND BONDS	\$0	\$0	\$0	\$0	\$0	\$0	0.0%
AGENCIES	\$0	\$0	\$0	\$0	\$18,000,134	\$18,000,134	21.5%
TOTAL INVESTMENTS	\$1,312,045	\$56,648,544	\$17,318	\$7,631,666	\$18,000,134	\$83,609,708	100.0%


PERCENT BY HOLDER OF INVESTMENTS	1.57%	67.75%	0.02%	9.13%	21.53%	100.00%
---------------------------------------------	--------------	---------------	--------------	--------------	---------------	----------------

NOTE: THE ABOVE INVESTMENTS INCLUDE ALL TRUST FUNDS.

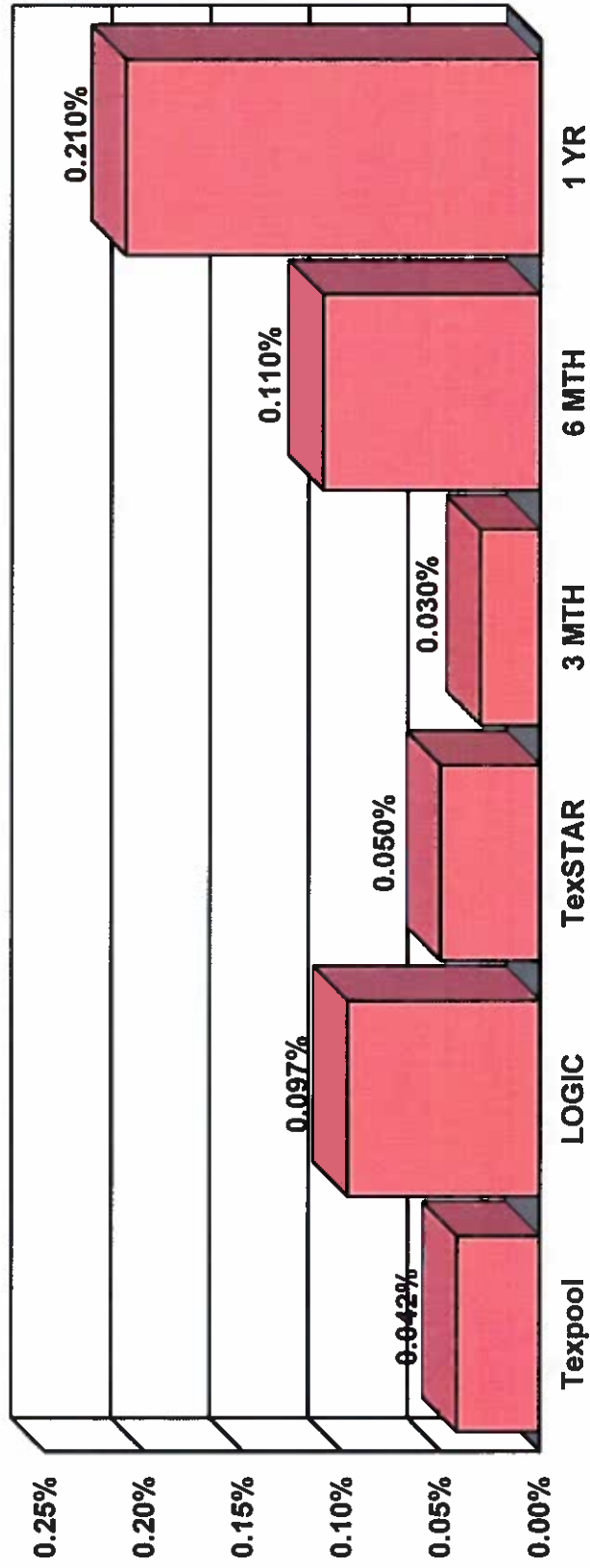
NUECES COUNTY HOSPITAL DISTRICT INVESTMENT BY LOCATION DECEMBER 31, 2014



NUECES COUNTY HOSPITAL DISTRICT INVESTMENTS BY TYPE DECEMBER 31, 2014




NUECES COUNTY HOSPITAL DISTRICT POOL RATES V. TREASURIES DECEMBER 31, 2014

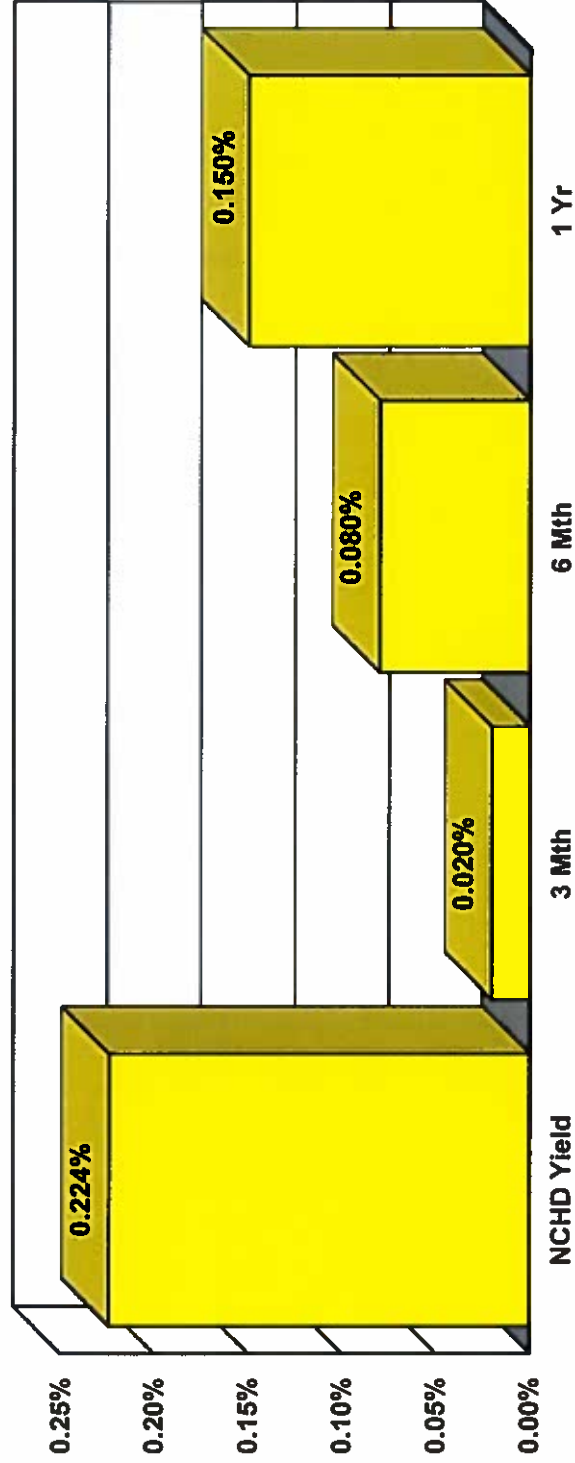


**NUECES COUNTY HOSPITAL DISTRICT
 INVESTMENT SUMMARY BY LIQUIDITY
 FY 2015 1ST QUARTER (OCTOBER 1 - DECEMBER 31, 2014)**

<u>INVESTMENT-YRS TO MATURITY</u>	<u>AMOUNT</u>	
CASH & CASH EQUIVALENTS	\$65,609,573	78.5%
MATURES IN 0-6 MONTHS	\$3,000,000	3.6%
MATURES IN 6-12 MONTHS	\$0	0.0%
MATURES IN 12-18 MONTHS	\$0	0.0%
MATURES IN 18-24 MONTHS	\$134	0.0%
MATURES IN OVER 2 YEARS	\$15,000,000	17.9%
TOTAL	\$83,609,708	100.0%



NUECES COUNTY HOSPITAL DISTRICT QUARTERLY BENCHMARK COMPARISON DECEMBER 31, 2014



**Nueces County Hospital District
Investment Policy Compliance
For the Quarter Ended December 31, 2014**

These are the major compliance issues regarding our Investment policy. Any negative responses are explained below.

- | | Yes | No |
|-----------------------------------------------------------------------------------------------------------------------------------------------------------------------------------------------------------------|----------|-------|
| 1.) Are at least 33% of the District's investments backed by U.S. Government securities to assure return of principal? | <u>X</u> | _____ |
| 2.) Are all investments maturing 3 years or less from the date of purchase? | <u>X</u> | _____ |
| 3.) Are at least 10% of the investments short-term maturing within 60-90 days? | <u>X</u> | _____ |
| 4.) Is the weighted average maturity of the District's portfolio 18 months or less? | <u>X</u> | _____ |
| 5.) With the exception of U.S. Treasury Bills, U.S. Treasury Notes and Bonds, are less than 20% of the District's portfolio invested with a common maturity date, a specific issue or a specific type or class. | <u>X</u> | _____ |

6.) Does the District's weighted average yield exceed the U.S. Treasury Bill benchmark compared to the District's maximum weighted average maturity for each class of security?

	District	U.S. Treasury
3 Month Treasury	<u>0.224%</u>	<u>0.020%</u>
6 Month Treasury	<u>0.224%</u>	<u>0.080%</u>

<u>X</u>	_____
<u>X</u>	_____