

Energy Consumption Records

fiscal **FY 19** (Jul18- Measurement 1: **KWH**
 Measurement 2: **Gallons** fiscal **FY 20** (Jul19- fiscal **FY 21** (Jul20- fiscal **FY 22** (Jul21- fiscal **FY 23** (Jul22-

Costs Usage (Optional)

Costs Usage (Optional)

Electricity FY 19
FY 19

Jul '18	7,840	\$ 2,295.67
Aug	7,360	\$ 2,100.71
Sep	16,320	\$ 3,842.34
Oct	20,000	\$ 4,809.21
Nov	20,400	\$ 4,922.80
Dec	19,600	\$ 4,776.53
Jan '19	20,000	\$ 4,949.00
Feb	23,920	\$ 5,781.08
Mar	19,760	\$ 4,873.55
Apr	22,240	\$ 5,301.26
May	18,240	\$ 4,484.55
Jun	14,160	\$ 3,627.22
Total	209,840	\$51,763.92

Electricity FY 20
FY 20

Jul '19	7,120	\$ 1,825.19
Aug	7,040	\$ 1,811.34
Sep	15,840	\$ 2,437.89
Oct	17,600	\$ 4,091.41
Nov	21,200	\$ 4,798.64
Dec	21,590	\$ 5,022.50
Jan '20	20,720	\$ 4,573.94
Feb	26,800	\$ 5,645.19
Mar	22,320	\$ 4,804.11
Apr	12,560	\$ 2,885.57
May	8,560	\$ 2,153.20
Jun	9,840	\$ 2,387.56
Total	191,190	\$42,436.54

Electricity FY 21
FY 21

Jul '20	10,560	\$ 2,238.07
Aug	10,560	\$ 2,238.07
Sep	14,560	\$ 2,863.88
Oct	16,320	\$ 3,186.58
Nov	20,000	\$ 4,113.32
Dec	18,560	\$ 3,852.42
Jan '21	18,320	\$ 4,054.47
Feb	23,360	\$ 5,005.96
Mar	22,000	\$ 4,730.27
Apr	21,200	\$ 4,526.99
May	16,320	\$ 3,755.34
Jun	13,360	\$ 3,200.72
Total	205,120	\$43,766.09

Electricity FY 22
FY 22

Jul '21	8,720	\$ 2,406.26
Aug	10,400	\$ 2,756.17
Sep	17,600	\$ 4,305.28
Oct	18,160	\$ 4,346.23
Nov	20,480	\$ 4,875.05
Dec	21,600	\$ 5,437.98
Jan '22	24,880	\$ 5,743.74
Feb	26,560	\$ 5,978.72
Mar	22,960	\$ 5,284.23
Apr	24,880	\$ 7,065.32
May	37,760	\$ 10,441.07
Jun	36,560	\$ 9,980.83
Total	270,560	\$68,620.88

Electricity FY 23
FY 23

Jul '22		
Aug	29,360	\$ 7,531.13
Sep	35,040	\$ 8,822.72
Oct	35,200	\$ 7,957.98
Nov	34,160	\$ 7,901.69
Dec	32,320	\$ 7,507.73
Jan '23	34,960	\$ 9,292.12
Feb	36,240	\$ 9,576.96
Mar	32,640	\$ 8,709.65
Apr	34,400	\$ 9,271.16
May	32,160	\$ 8,706.02
Jun	31,920	\$ 8,655.77
Total	368,400	\$93,932.93

Fuel Oil FY 19
FY 19

Jul '18		
Aug		
Sep		
Oct	3,030	\$ 10,177.34
Nov	1,502	\$ 4,773.94
Dec	1,856	\$ 5,204.04
Jan '19	1,979	\$ 5,627.62
Feb	2,801	\$ 7,997.40
Mar	2,579	\$ 7,561.99
Apr	2,245	\$ 6,947.41
May	1,000	\$ 3,192.90
Jun	1,654	\$ 4,770.76
Total	18,646	\$56,253.40

Fuel Oil FY 20
FY 20

Jul '19	0	\$ -
Aug	0	\$ -
Sep	0	\$ -
Oct	1,800	\$ 5,325.17
Nov	2,218	\$ 6,914.57
Dec	2,352	\$ 6,967.62
Jan '20	2,697	\$ 8,214.76
Feb	3,424	\$ 9,197.37
Mar	2,828	\$ 7,184.37
Apr	2,248	\$ 3,894.92
May	1,470	\$ 2,655.71
Jun	903	\$ 1,895.21
Total	19,939	\$52,249.70

Fuel Oil FY 21
FY 21

Jul '20		
Aug		
Sep	1,625	\$ 3,404.76
Oct	1,947	\$ 4,420.11
Nov	2,050	\$ 4,818.37
Dec	2,058	\$ 5,073.23
Jan '21	2,899	\$ 7,195.53
Feb	2,753	\$ 6,835.00
Mar	3,613	\$ 10,164.22
Apr	2,802	\$ 7,380.83
May	2,792	\$ 7,697.83
Jun	2,328	\$ 6,923.90
Total	24,866	\$63,913.78

Fuel Oil FY 22
FY 22

Jul '21		
Aug		
Sep	1,603	\$ 5,088.91
Oct	2,257	\$ 7,925.23
Nov	2,024	\$ 6,916.97
Dec	1,535	\$ 5,107.41
Jan '22	3,668	\$ 13,656.90
Feb	2,895	\$ 10,823.28
Mar	3,041	\$ 12,540.46
Apr	2,917	\$ 13,772.25
May	4,396	\$ 22,359.56
Jun	1,244	\$ 6,908.14
Total	25,580	\$105,099.11

Fuel Oil FY 23
FY 23

Jul '22		
Aug		
Sep		
Oct	1,328	\$ 6,365.93
Nov	2,663	\$ 11,614.74
Dec	2,702	\$ 11,070.49
Jan '23	2,546	\$ 11,503.82
Feb	2,319	\$ 9,787.61
Mar	2,363	\$ 9,375.29
Apr	2,342	\$ 8,627.49
May	1,820	\$ 6,291.61
Jun	1,354	\$ 5,182.91
Total	19,436	\$79,819.89

Measurement 3: **BTUs**
Bio Mass FY 19

Bio Mass FY 20

Bio Mass FY 21

Bio Mass FY 22

Bio Mass FY 23

Energy Consumption Records

FY 19

Jul '18		
Aug		
Sep		
Oct		
Nov		
Dec		
Jan '19		
Feb		
Mar		
Apr		
May		
Jun		
Total	0	\$0.00

FY 20

Jul '19		
Aug		
Sep		
Oct		
Nov		
Dec		
Jan '20		
Feb		
Mar		
Apr		
May		
Jun		
Total	0	\$0.00

FY 21

Jul '20		
Aug		
Sep		
Oct		
Nov		
Dec		
Jan '21		
Feb		
Mar		
Apr		
May		
Jun		
Total	0	\$0.00

FY 22

Jul '21		
Aug		
Sep		
Oct		
Nov		
Dec		
Jan '22		
Feb		
Mar		
Apr		
May		
Jun		
Total	0	\$0.00

FY 23

Jul '22		
Aug		
Sep		
Oct		
Nov		
Dec		
Jan '23		
Feb		
Mar		
Apr		
May		
Jun		
Total	0	\$0.00

Heating Degree Days FY 19

Jul	222	Klawock
Aug	207	Klawock
Sep	330	Klawock
Oct	504	Klawock
Nov	618	Klawock
Dec	843	Klawock
Jan	836	Klawock
Feb	969	Klawock
Mar	742	Klawock
Apr	626	Klawock
May	449	Klawock
Jun	304	Klawock
Total	6,650	\$0.00

Heating Degree Days FY 20

Jul	194	Klawock
Aug	219	Klawock
Sep	317	Klawock
Oct	609	Klawock
Nov	626	Klawock
Dec	807	Klawock
Jan	1,062	Klawock
Feb	821	Klawock
Mar	886	Klawock
Apr	677	Klawock
May	387	Klawock
Jun	375	Klawock
Total	6,980	\$0.00

Heating Degree Days FY 21

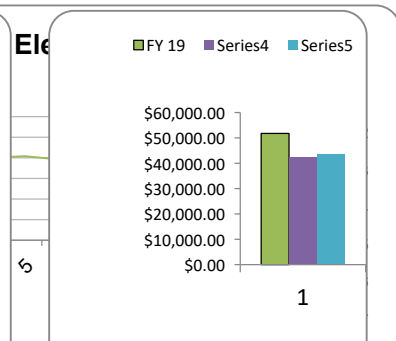
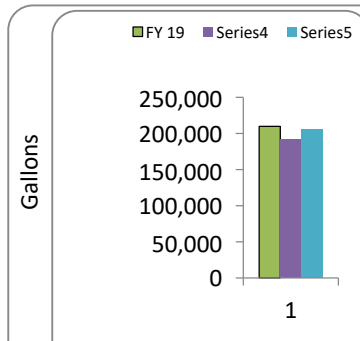
Jul	258	Klawock
Aug	248	Klawock
Sep	233	Klawock
Oct	623	Klawock
Nov	833	Klawock
Dec	769	Klawock
Jan	863	Klawock
Feb	889	Klawock
Mar	896	Klawock
Apr	702	Klawock
May	555	Klawock
Jun	320	Klawock
Total	7,189	\$0.00

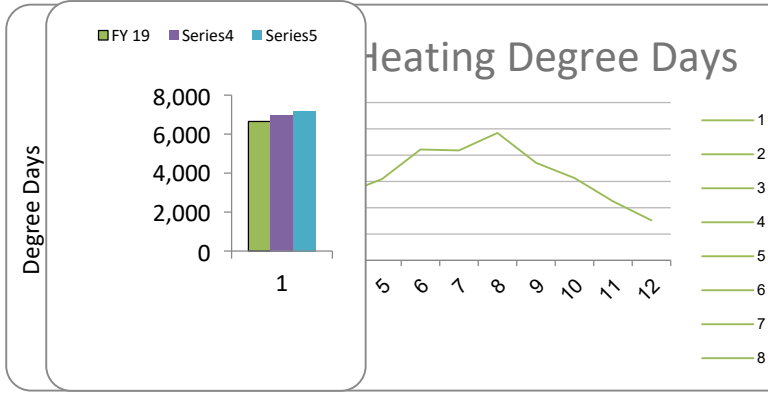
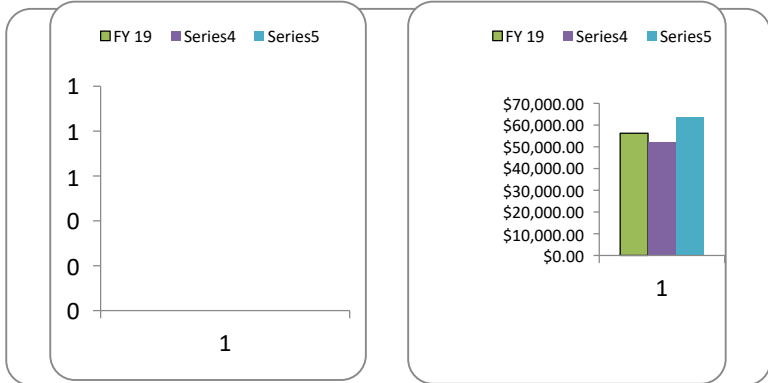
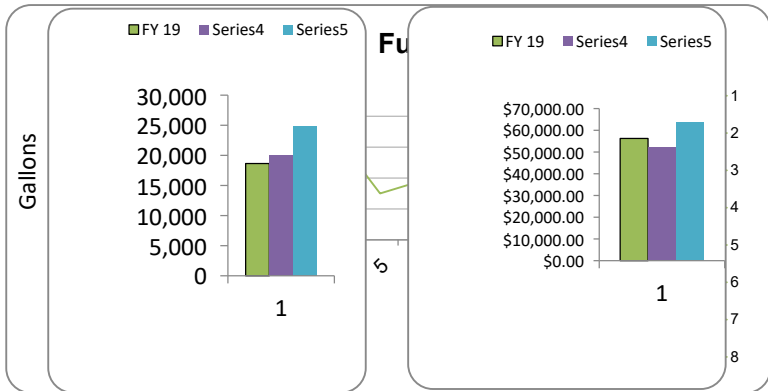
Heating Degree Days FY 22

Jul	271	Klawock
Aug	245	Klawock
Sep	377	Klawock
Oct	656	Klawock
Nov	775	Klawock
Dec	1,201	Klawock
Jan	967	Klawock
Feb	743	Klawock
Mar	782	Klawock
Apr	718	Klawock
May	549	Klawock
Jun	283	Klawock
Total	7,567	\$0.00

Heating Degree Days FY 23

Jul	214	Klawock
Aug	152	Klawock
Sep	245	Klawock
Oct	453	Klawock
Nov	811	Klawock
Dec	1,046	Klawock
Jan	766	Klawock
Feb	825	Klawock
Mar		Klawock
Apr		Klawock
May		Klawock
Jun		Klawock
Total	4,512	\$0.00





Energy Consumption Records

Usage Costs
Electricity FY 19

Jul	7,840	\$ 2,295.67
Aug	7,360	\$ 2,100.71
Sep	16,320	\$ 3,842.34
Oct	20,000	\$ 4,809.21
Nov	20,400	\$ 4,922.80
Dec	19,600	\$ 4,776.53
Jan	20,000	\$ 4,949.00
Feb	23,920	\$ 5,781.08
Mar	19,760	\$ 4,873.55
Apr	22,240	\$ 5,301.26
May	18,240	\$ 4,484.55
Jun	14,160	\$ 3,627.22
Total	209,840	\$51,763.92

Usage Costs
Electricity FY 20

Jul	7,120	\$ 1,825.19
Aug	7,040	\$ 1,811.34
Sep	15,840	\$ 2,437.89
Oct	17,600	\$ 4,091.41
Nov	21,200	\$ 4,798.64
Dec	21,590	\$ 5,022.50
Jan	20,720	\$ 4,573.94
Feb	26,800	\$ 5,645.19
Mar	22,320	\$ 4,804.11
Apr	12,560	\$ 2,885.57
May	8,560	\$ 2,153.20
Jun	9,840	\$ 2,387.56
Total	191,190	\$42,436.54

Electricity FY 21

Jul	10,560	\$2,238.07
Aug	10,560	\$2,238.07
Sep	14,560	\$2,863.88
Oct	16,320	\$3,186.58
Nov	20,000	\$4,113.32
Dec	18,560	\$3,852.42
Jan	18,320	\$4,054.47
Feb	23,360	\$5,005.96
Mar	22,000	\$4,730.27
Apr	21,200	\$4,526.99
May	16,320	\$3,755.34
Jun	13,360	\$3,200.72
Total	205,120	\$43,766.09

Electricity FY 22

Jul	8,720	\$2,406.26
Aug	10,400	\$2,756.17
Sep	17,600	\$4,305.28
Oct	18,160	\$4,346.23
Nov	20,480	\$4,875.05
Dec	21,600	\$5,437.98
Jan	24,880	\$5,743.74
Feb	26,560	\$5,978.72
Mar	22,960	\$5,284.23
Apr	24,880	\$7,065.32
May	37,760	\$10,441.07
Jun	36,560	\$9,980.83
Total	270,560	\$68,620.88

Electricity FY 23

Jul	0	\$0.00
Aug	29,360	\$7,531.13
Sep	35,040	\$8,822.72
Oct	35,200	\$7,957.98
Nov	34,160	\$7,901.69
Dec	32,320	\$7,507.73
Jan	34,960	\$9,292.12
Feb	36,240	\$9,576.96
Mar	32,640	\$8,709.65
Apr	34,400	\$9,271.16
May	32,160	\$8,706.02
Jun	31,920	\$8,655.77
Total	368,400	\$93,932.93

Fuel Oil FY 19

Jul	0	\$ -
Aug	0	\$ -
Sep	0	\$ -
Oct	3,030	\$ 10,177.34
Nov	1,502	\$ 4,773.94
Dec	1,856	\$ 5,204.04
Jan	1,979	\$ 5,627.62
Feb	2,801	\$ 7,997.40
Mar	2,579	\$ 7,561.99
Apr	2,245	\$ 6,947.41
May	1,000	\$ 3,192.90
Jun	1,654	\$ 4,770.76
Total	18,646	\$56,253.40

Fuel Oil FY 20

Jul	0	\$ -
Aug	0	\$ -
Sep	0	\$ -
Oct	1,800	\$ 5,325.17
Nov	2,218	\$ 6,914.57
Dec	2,352	\$ 6,967.62
Jan	2,697	\$ 8,214.76
Feb	3,424	\$ 9,197.37
Mar	2,828	\$ 7,184.37
Apr	2,248	\$ 3,894.92
May	1,470	\$ 2,655.71
Jun	903	\$ 1,895.21
Total	19,939	\$52,249.70

Fuel Oil FY 21

Jul	0	\$0.00
Aug	0	\$0.00
Sep	1,625	\$3,404.76
Oct	1,947	\$4,420.11
Nov	2,050	\$4,818.37
Dec	2,058	\$5,073.23
Jan	2,899	\$7,195.53
Feb	2,753	\$6,835.00
Mar	3,613	\$10,164.22
Apr	2,802	\$7,380.83
May	2,792	\$7,697.83
Jun	2,328	\$6,923.90
Total	24,866	\$63,913.78

Fuel Oil FY 22

Jul	0	\$0.00
Aug	0	\$0.00
Sep	1,603	\$5,088.91
Oct	2,257	\$7,925.23
Nov	2,024	\$6,916.97
Dec	1,535	\$5,107.41
Jan	3,668	\$13,656.90
Feb	2,895	\$10,823.28
Mar	3,041	\$12,540.46
Apr	2,917	\$13,772.25
May	4,396	\$22,359.56
Jun	1,244	\$6,908.14
Total	25,580	\$105,099.11

Fuel Oil FY 23

Jul	0	\$0.00
Aug	0	\$0.00
Sep	0	\$0.00
Oct	1,328	\$6,365.93
Nov	2,663	\$11,614.74
Dec	2,702	\$11,070.49
Jan	2,546	\$11,503.82
Feb	2,319	\$9,787.61
Mar	2,363	\$9,375.29
Apr	2,342	\$8,627.49
May	1,820	\$6,291.61
Jun	1,354	\$5,182.91
Total	19,436	\$79,819.89

Bio Mass FY 19

Jul	0	\$ -
Aug	0	\$ -
Sep	0	\$ -
Oct	0	\$ -
Nov	0	\$ -
Dec	0	\$ -
Jan	0	\$ -
Feb	0	\$ -
Mar	0	\$ -
Apr	0	\$ -
May	0	\$ -
Jun	0	\$ -
Total	0	\$0.00

Bio Mass FY 20

Jul	0	\$ -
Aug	0	\$ -
Sep	0	\$ -
Oct	0	\$ -
Nov	0	\$ -
Dec	0	\$ -
Jan	0	\$ -
Feb	0	\$ -
Mar	0	\$ -
Apr	0	\$ -
May	0	\$ -
Jun	0	\$ -
Total	0	\$0.00

Bio Mass FY 21

Jul	0	\$ -
Aug	0	\$ -
Sep	0	\$ -
Oct	0	\$ -
Nov	0	\$ -
Dec	0	\$ -
Jan	0	\$ -
Feb	0	\$ -
Mar	0	\$ -
Apr	0	\$ -
May	0	\$ -
Jun	0	\$ -
Total	0	\$0.00

Bio Mass FY 22

Jul	0	\$ -
Aug	0	\$ -
Sep	0	\$ -
Oct	0	\$ -
Nov	0	\$ -
Dec	0	\$ -
Jan	0	\$ -
Feb	0	\$ -
Mar	0	\$ -
Apr	0	\$ -
May	0	\$ -
Jun	0	\$ -
Total	0	\$0.00

Bio Mass FY 23

Jul	0	\$ -
Aug	0	\$ -
Sep	0	\$ -
Oct	0	\$ -
Nov	0	\$ -
Dec	0	\$ -
Jan	0	\$ -
Feb	0	\$ -
Mar	0	\$ -
Apr	0	\$ -
May	0	\$ -
Jun	0	\$ -
Total	0	\$0.00

Heating Degree Days FY 19

Jul	232	Klawock
Aug	322	Klawock
Sep	610	Klawock
Oct	836	Klawock
Nov	866	Klawock
Dec	828	Klawock
Jan	916	Klawock
Feb	823	Klawock
Mar	666	Klawock
Apr	481	Klawock
May	346	Klawock

Heating Degree Days FY 20

Jul	222	Klawock
Aug	207	Klawock
Sep	330	Klawock
Oct	504	Klawock
Nov	618	Klawock
Dec	843	Klawock
Jan	836	Klawock
Feb	969	Klawock
Mar	742	Klawock
Apr	626	Klawock
May	449	Klawock

Heating Degree Days FY 21

Jul	258	Klawock
Aug	248	Klawock
Sep	233	Klawock
Oct	623	Klawock
Nov	833	Klawock
Dec	769	Klawock
Jan	863	Klawock
Feb	889	Klawock
Mar	896	Klawock
Apr	702	Klawock
May	555	Klawock

Heating Degree Days FY 22

Jul	271	Klawock
Aug	245	Klawock
Sep	377	Klawock
Oct	656	Klawock
Nov	775	Klawock
Dec	1,201	Klawock
Jan	967	Klawock
Feb	743	Klawock
Mar	782	Klawock
Apr	718	Klawock
May	549	Klawock

Heating Degree Days FY 23

Jul	214	Klawock
Aug	152	Klawock
Sep	245	Klawock
Oct	453	Klawock
Nov	811	Klawock
Dec	1,046	Klawock
Jan	766	Klawock
Feb	825	Klawock
Mar	0	Klawock
Apr	0	Klawock
May	0	Klawock

Energy Consumption Records

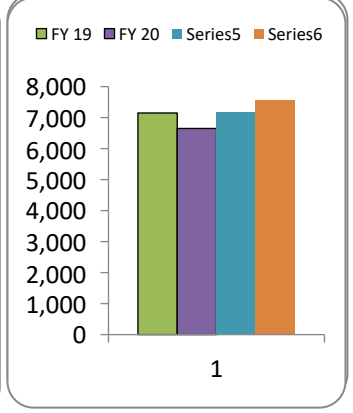
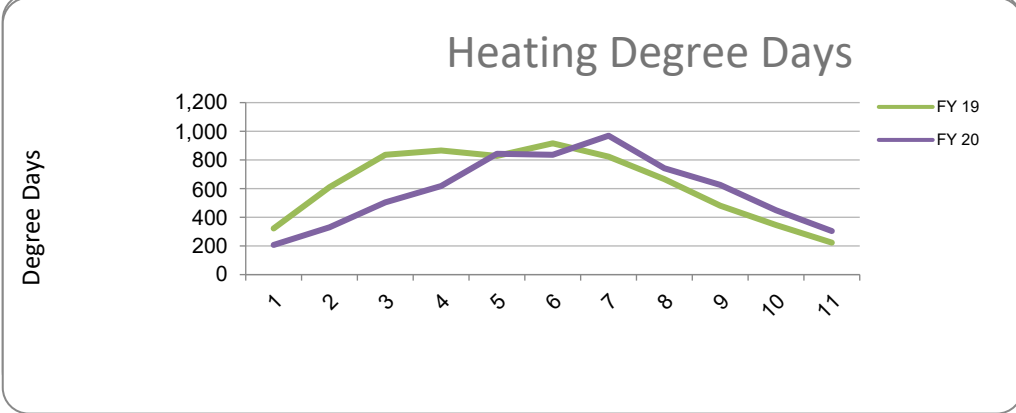
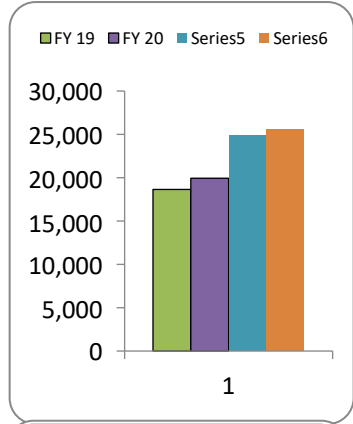
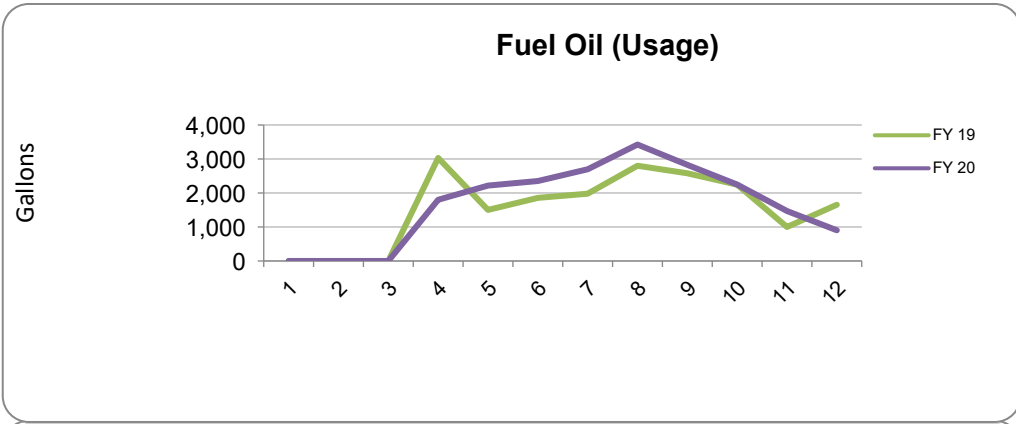
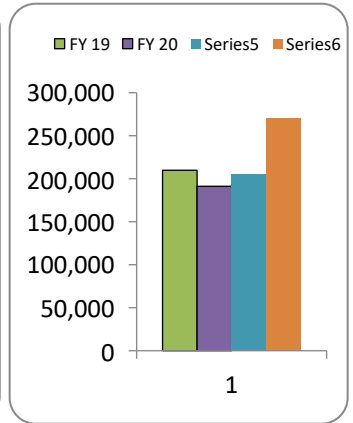
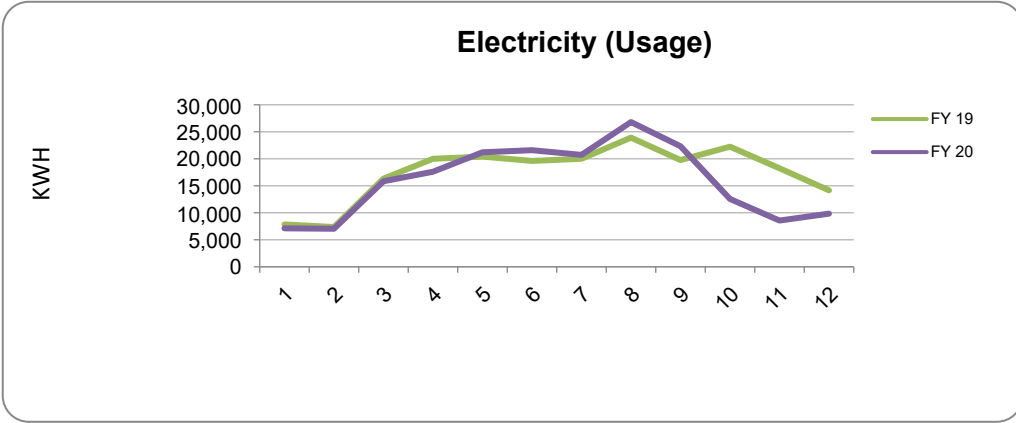
Jun	223	Klawock
Total	7,149	\$0.00

Jun	304	Klawock
Total	6,650	\$0.00

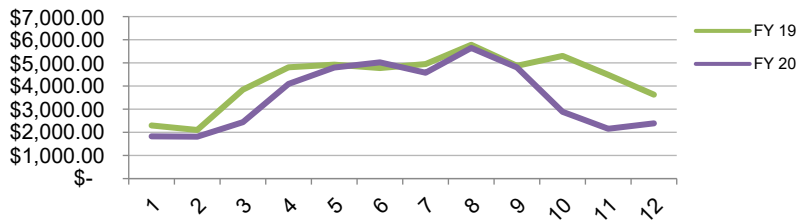
Jun	320	Klawock
Total	7,189	\$0.00

Jun	283	Klawock
Total	7,567	\$0.00

Jun	0	Klawock
Total	4,512	\$0.00



Electricity (Cost)

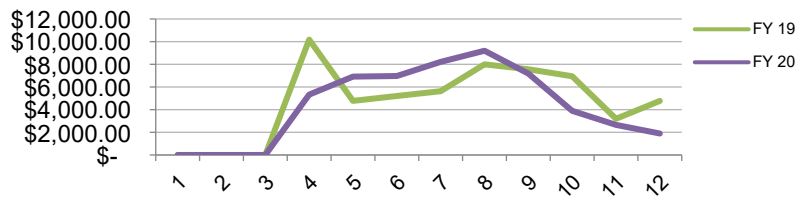


FY 19 FY 20 Series5 Series6

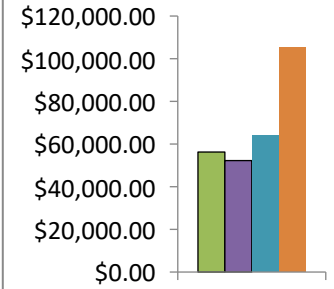


1

Fuel Oil (Cost)




FY 19 FY 20 Series5 Series6



1

FY 19 Series4 Series5



1