

**Low Attendance Days:**

This item requests approval to apply for a low attendance days waiver from the Texas Education Agency (TEA). Districts or campuses can request a waiver to excuse any instructional days from ADA and FSP funding calculations that have attendance at least 10 percentage points below the last school year’s overall average attendance, for the district or applicable campus due to inclement weather, health, or safety-related issues.

As reported in PEIMS, the ADA for the 2023-2024 year was 94.6%. Indicated in the table below, multiple campuses realized a 10% or more drop in average daily attendance for the specific dates noted below during the 2024 – 2025 school year when compared to the individual campuses’ ADA for the 2022 – 2023 school year.

A summary of the ADA percentage information is included below:

Current Year Date	Current Year ADA %	Prior Year Campus ADA Percentage 2023-2024	Campus	Reason
9/10/2024	47.13%	95.144%	WS Ryan Elementary	Safety
9/17/2024	72.1%	92.83%	Braswell High School	Safety
2/19/2025	68.01%	94.956%	Alexander Elementary	Weather
	68.14%	93.88%	Bell Elementary	Weather
	66.69%	92.83%	Braswell High School	Weather
	69.63%	94.137%	Myers Middle School	Weather
	70.32%	94.162%	Borman Elementary	Weather
	67.25%	94.933%	Calhoun Middle School	Weather
	65.05%	94.936%	Cross Oaks Elementary	Weather
	72.38%	94.269%	Denton High School	Weather
	69%	94.382%	Evers Elementary	Weather
	84.45%	95.128%	Guyer High School	Weather
	66.78%	95.022%	Ginnings Elementary	Weather
	78.91%	94.489%	Cheek Middle School	Weather
	57.14%	94.654%	Hodge Elementary	Weather
	74.62%	95.25%	Houston Elementary	Weather
	82.40%	95.778%	Nelson Elementary	Weather
	63.03%	94.597%	LaGrone Academy	Weather
	75.96%	95.385%	McNair Elementary	Weather
	76.03%	94.09%	McMath Middle School	Weather
	76.65%	94.762%	N Rayzor Elementary	Weather
	71.59%	94.729%	Navo Middle School	Weather
	68.90%	93.662%	Paloma Creek Elementary	Weather
	74.42%	95.281%	Pecan Creek Elementary	Weather
	70.21%	94.499%	Providence Elementary	Weather
	67.78%	93.399%	Ryan High School	Weather
	62.46%	94.407%	Rivera Elementary	Weather
	65.80%	94.855%	Rodriguez Middle School	Weather

	80.98%	95.505%	Sandbrock Ranch Elementary	Weather
	76.73%	94.521%	Savannah Elementary	Weather
	81.58%	95.573%	Shultz Elementary	Weather
	69.52%	94.584%	Strickland Middle School	Weather
	76.63%	94.597%	Stephens Elementary	Weather
	66.67%	94.907%	Union Park Elementary	Weather
	78.99%	95.144%	WS Ryan Elementary	Weather
4/15/2025	73.65%	92.83%	Braswell High School	Safety
4/16/2025	55.91%	93.399%	Ryan High School	Safety

**Missed School Day:**

This item requests approval to apply for a missed school day waiver from the Texas Education Agency (TEA). Districts or campuses can request a waiver for excused absences if instructional days are missed due to inclement weather, health, safety-related, or other issues.

As reported in the documentation, **Ryan High School** cancelled classes on **January 8, 2025**, due to a gas line break. The break impacted the school’s ability to heat the building and heat water for food service. Therefore, for the safety of students, classes were cancelled on that day.



**Fwd: W.S. Ryan Water Main Break**

**From** Rainey, Lacey <lrainey@dentonisd.org>

**Date** Tue 9/10/2024 7:08 AM

**To** Guajardo, Lesli <lguajardo@dentonisd.org>; Parham, Charlene <cparham@dentonisd.org>

Please file for low attendance waiver.

Lacey Rainey, Ed.D.  
Assistant Superintendent  
Denton Independent School District  
1307 N. Locust Street  
Denton, Texas 76201  
(940) 369-0000  
[www.dentonisd.org](http://www.dentonisd.org)

Begin forwarded message:

**From:** "Zwahr, Julia" <jzwahr@dentonisd.org>  
**Date:** September 10, 2024 at 7:07:24 AM CDT  
**To:** "O'Bara, Susannah" <sobara@dentonisd.org>, "Rainey, Lacey" <lrainey@dentonisd.org>, "Lokey, Charlie" <clokey@dentonisd.org>, "Andress, Paul" <pandress@dentonisd.org>, "Alden, Sheryl" <salden@dentonisd.org>, "Thompson, Jeremy" <jthompson6@dentonisd.org>, "Brownell, Robin" <rbrownell@dentonisd.org>  
**Cc:** "Waddell, Reece" <rwaddell@dentonisd.org>  
**Subject:** **W.S. Ryan Water Main Break**

Team:

The following, very quick email and text was sent at 7 a.m. this morning.

Please let me know what else we may do to help.

Thanks, JZ

\*\*\*\*\*

Dear Parents/Guardians:

Due to a break in our main water system on campus, there will be **limited water service today at W.S. Ryan Elementary, however school will NOT be canceled.** Crews are

currently on site repairing the system and we hope to have an update soon.

***It will be an excused absence if you wish to keep your student at home today.***

Since buses are already running routes and parents are dropping students off, staff will be on-site to receive them this morning.

Both breakfast and lunch will be served with bottled water.

We want to reassure you that the safety of our students and staff is always of the utmost importance.

If you have any questions or concerns, please contact me by phone at 940-369-4600 or via email at [clokey@dentonisd.org](mailto:clokey@dentonisd.org).

Sincerely,

Charlie Lokey  
W.S. Ryan Principal

\*\*\*\*\*

TEXT

Water main break at W.S. Ryan class is still on. Excused absence if parent wants to keep their child at home. More details in email.

5/28/2025

## ADA/ADM Statistics Report Statistics Log

---

**Started:** 05/28/2025 04:08:32 PM  
**Completed:** 05/28/2025 04:08:33 PM  
**File Name:** ADA\_ADM\_Statistics\_Report\_20250528\_160833.pdf  
**Run By User:** Iguajardo  
**Working School Year:** 2025

### Prompts

---

**Buildings:** 113  
**Date Range:** 09/10/2024 - 9/10/2024  
**Primary Totals:** Calendar  
**First NCLB Subtotal:**  
**Second NCLB Subtotal:**  
**Third NCLB Subtotal:**  
**Absence Codes:** ZAB  
**Learning Location Type:**  
**Calculate Day Totals:** No  
**Exclude ADA 9 Students:** No

# ADA/ADM Statistics Report

Building List: 113  
 Date Range: 09/10/2024 - 09/10/2024

Totals	Aggregate Days of Attendance			Aggregate Days of Membership			Average Daily Attendance	Average Daily Membership	Percent of Attendance
	Male	Female	Total	Male	Female	Total			
<b>113 - WS Ryan Elementary</b>									
Calendar 0 Totals	110	115	225	250	254	504	225	504	44.64
Calendar 3 Totals	14	15.5	29.5	16	20	36	29.5	36	81.94
<b>113 - WS Ryan Elementary</b>	<b>124</b>	<b>130.5</b>	<b>254.5</b>	<b>266</b>	<b>274</b>	<b>540</b>	<b>254.5</b>	<b>540</b>	<b>47.13</b>
<b>Report Totals</b>	<b>124</b>	<b>130.5</b>	<b>254.5</b>	<b>266</b>	<b>274</b>	<b>540</b>	<b>254.5</b>	<b>540</b>	<b>47.13</b>



## Little Elm Police Department

14 hours ago · ⚙️



Sharing the latest communications from Denton ISD regarding the lockdown:


"The lockdown at Braswell High School has been lifted, and all students/staff are being dismissed. Out of an abundance of caution, our campus was placed on lockdown at 5:10 p.m. after school had been dismissed due to a nearby police situation.

Both tonight's Braswell High Open House and the games between Cheek and Rodriguez Middle Schools have been postponed and will be rescheduled at a later date. All middle school students have returned to their campuses via bus.

We applaud the efforts of our students, coaches and staff for remaining calm and cooperative. The proactive response by the Little Elm Police Dept. helped keep our students and staff safe during an evolving situation.

If you or your student ever learn or receive information that would be helpful to us regarding the safety of our campus or one of our students, know that we have a system in place for reporting. Students and parents can download the easy-to-use STOPit app which allows you to report safely and anonymously anything of concern to school officials.

The district's use of this app is a proactive step towards empowering all students to become upstanding citizens in their communities and doing so in a way that they feel most comfortable. To learn more about STOPit, please visit [www.dentonisd.org/stopit](http://www.dentonisd.org/stopit)."



9/17/2024



Little Elm Police Department

1h · ⚙️



We are aware of the threats made toward Brasswell High School today. Our team is actively investigating the situation, and we have deployed additional officers both on campus and in the surrounding areas.

Thank you to everyone who has shared information with us.

[#SeeSomethingSaySomething](#)







---

**Braswell HS: False Threat**

---

**From** Smith, Wendy <wsmith3@dentonisd.org>  
**Date** Wed 5/28/2025 10:56 AM  
**To** Guajardo, Lesli <lguajardo@dentonisd.org>

Here you are

*Wendy*

**Mrs. Wendy P Smith, Secretary**  
**Ext 7703**



**Bengals EST. 2016**

---

**From:** DeCorian Hailey <dhailey@dentonisd.org>  
**Sent:** Tuesday, September 17, 2024 9:41 AM  
**To:** Smith, Wendy <wsmith3@dentonisd.org>  
**Subject:** Braswell HS: False Threat

**Sept. 17, 2024**

Dear Parents/Guardians:

In our efforts to keep you informed of events on or near our campus, we wanted to make you aware of a rumor that has been circulating on social media involving a threat to our school. Upon learning of this, our administration immediately contacted our Student Resource Officer (SRO) and local law enforcement. **After a thorough investigation, the threat was deemed to be non-credible.**

We want to use this event as a reminder for you to share with your children that we take all possible threats to the school and their safety seriously. Please know that any situation that could hamper the safety of our students or staff will face serious consequences in accordance with the Student Code of Conduct and/or law, if applicable.

Please know if you or your student ever learn or receive information that would be helpful to us regarding the safety of our campus or one of our students, know that we have a system in place for reporting.

The district's use of this app is a proactive step towards empowering all students to become upstanding citizens in their communities and doing so in a way that they feel most comfortable. To learn more about STOPit, please visit [www.dentonisd.org/stopit](http://www.dentonisd.org/stopit).

If you have any questions or concerns regarding this event, please feel free to contact me directly at 972-347-7700 or via email at [dhailey@dentonisd.org](mailto:dhailey@dentonisd.org).

Sincerely,

DeCorian Hailey

Braswell High School Principal

---

Denton ISD would like to continue connecting with you via email. If you prefer to be removed from our list, please contact Denton ISD directly. To stop receiving all email messages distributed through our SchoolMessenger service, follow this link and confirm: [Unsubscribe](#)

SchoolMessenger is a notification service used by the nation's leading school systems to connect with parents, students and staff through voice, SMS text, email, and social media.

5/28/2025

## ADA/ADM Statistics Report Statistics Log

---

Started: 05/28/2025 04:11:31 PM  
Completed: 05/28/2025 04:11:33 PM  
File Name: ADA\_ADM\_Statistics\_Report\_20250528\_161133.pdf  
Run By User: Iguajardo  
Working School Year: 2025

### Prompts

---

Buildings: 8  
Date Range: 09/17/2024 - 9/17/2024  
Primary Totals: Calendar  
First NCLB Subtotal:  
Second NCLB Subtotal:  
Third NCLB Subtotal:  
Absence Codes: ZAB  
Learning Location Type:  
Calculate Day Totals: No  
Exclude ADA 9 Students: No

# ADA/ADM Statistics Report

Building List: 8  
 Date Range: 09/17/2024 - 09/17/2024

Totals	Aggregate Days of Attendance			Aggregate Days of Membership			Average Daily Attendance	Average Daily Membership	Percent of Attendance
	Male	Female	Total	Male	Female	Total			
8 - Ray Braswell High School Calendar 0 Totals	1101	925	2026	1461	1349	2810	2026	2810	72.1
8 - Ray Braswell High School	1101	925	2026	1461	1349	2810	2026	2810	72.1
Report Totals	1101	925	2026	1461	1349	2810	2026	2810	72.1



---

**Braswell HS: Information on Social Media Rumor**

---

**From** Smith, Wendy <wsmith3@dentonisd.org>  
**Date** Wed 5/28/2025 10:52 AM  
**To** Guajardo, Lesli <lguajardo@dentonisd.org>

Will this do? If not I'll call him right now and have him forward you his original.

*Wendy*

**Mrs. Wendy P Smith, Secretary**  
**Ext 7703**



**Bengals EST. 2016**

---

**From:** Beene, Julie <jbeene@dentonisd.org>  
**Sent:** Tuesday, April 15, 2025 12:34 PM  
**To:** Smith, Wendy <wsmith3@dentonisd.org>  
**Subject:** Fw: Braswell HS: Information on Social Media Rumor

See below for the parent email. If you need the original from Communications, I can get that for you too.

Get [Outlook for iOS](#)

---

**From:** Julie Beene <[juliebeene@yahoo.com](mailto:juliebeene@yahoo.com)>  
**Sent:** Tuesday, April 15, 2025 12:31:40 PM  
**To:** Beene, Julie <[jbeene@dentonisd.org](mailto:jbeene@dentonisd.org)>  
**Subject:** Fwd: Braswell HS: Information on Social Media Rumor

**CAUTION:** This email originated from outside the organization. Do not click links or open attachments unless you recognize the sender and know the content is safe.

---

Sent from my iPhone

Begin forwarded message:

**From:** DeCorian Hailey <[dhailey@dentonisd.org](mailto:dhailey@dentonisd.org)>  
**Date:** *April 14, 2025 at 4:15:19 PM CDT*  
**To:** [juliebeene@yahoo.com](mailto:juliebeene@yahoo.com)

**Subject: Braswell HS: Information on Social Media Rumor**

**Reply-To: [donotreply@dentonisd.org](mailto:donotreply@dentonisd.org)**

April 14, 2025

Dear Parents/Guardians:

In our efforts to keep you informed about events on or near our campus, we wanted to share information about rumors that have been circulating on social media.

The Little Elm Police Department is currently investigating a potential threat that was made against our school. Out of an abundance of caution, there will be an increased police presence at Braswell High School tomorrow, as well as the use of metal detectors upon arrival.

Because STAAR testing is this week, we have already asked that our students not bring backpacks to campus. Please allow extra time for your student(s) upon arrival, and know that we are conducting checks as efficiently as possible.

Please know that we take any potential threat to our students, staff and campus seriously. We are grateful to our local law enforcement officials for their diligence and for ensuring that our students and staff are safe. We value the trust you place in us and we work daily to ensure your student feels safe on our campus.

If you or your student ever learn or receive information that would be helpful to us regarding the safety of our campus or one of our students, know that we have a system in place for reporting.

Students and parents can download the easy-to-use STOPit app which allows you to report safely and anonymously anything of concern to school officials – from cyberbullying to threats of violence or self-harm.

The district's use of this app is a proactive step towards empowering all students to become upstanding citizens in their communities and doing so in a way that they feel most comfortable. To learn more about STOPit, please visit [www.dentonisd.org/stopit](http://www.dentonisd.org/stopit).

Again, we appreciate the trust you place in us and the partnership we have working to educate the students of our community. If you have any questions or concerns regarding this event, please feel free to contact me at 972-347-7700 or via email at [dhailey@dentonisd.org](mailto:dhailey@dentonisd.org).

Sincerely,

DeCorian Hailey

Braswell High School Principal

---

Denton ISD would like to continue connecting with you via email. If you prefer to be removed from our list, please contact Denton ISD directly. To stop receiving all email messages distributed through our SchoolMessenger service, follow this link and confirm: [Unsubscribe](#)

SchoolMessenger is a notification service used by the nation's leading school systems to connect with parents, students and staff through voice, SMS text, email, and social media.

5/28/2025

## ADA/ADM Statistics Report Statistics Log

---

Started: 05/28/2025 04:18:30 PM  
Completed: 05/28/2025 04:18:31 PM  
File Name: ADA\_ADM\_Statistics\_Report\_20250528\_161831.pdf  
Run By User: Iguajardo  
Working School Year: 2025

### Prompts

---

Buildings: 8  
Date Range: 04/15/2025 - 4/15/2025  
Primary Totals: Calendar  
First NCLB Subtotal:  
Second NCLB Subtotal:  
Third NCLB Subtotal:  
Absence Codes: ZAB  
Learning Location Type:  
Calculate Day Totals: No  
Exclude ADA 9 Students: No



# ADA/ADM Statistics Report

Building List: 8  
 Date Range: 04/15/2025 - 04/15/2025

Totals	Aggregate Days of Attendance			Aggregate Days of Membership			Average Daily Attendance	Average Daily Membership	Percent of Attendance
	Male	Female	Total	Male	Female	Total			
8 - Ray Braswell High School Calendar 0 Totals	1082	922	2004	1417	1304	2721	2004	2721	73.65
8 - Ray Braswell High School	1082	922	2004	1417	1304	2721	2004	2721	73.65
Report Totals	1082	922	2004	1417	1304	2721	2004	2721	73.65

January 7, 2025

Dear Parents/Guardians:

In our effort to keep you informed about events on our campus, **we wanted to let you know that classes tomorrow, Wednesday, Jan. 8, have been canceled due to a break in the main gas line for Ryan High School only.**

A construction crew working on our campus inadvertently hit a gas line causing a break. Our operations staff was on hand within minutes and discovered it was the main gas line that serves our campus. The break has impacted our ability to heat the building and heat water for food service. They will work through the night in an effort to restore service.

We want to reassure you that the safety of our students and staff is always of the utmost importance, and at no time were any students or staff in danger since the break occurred after dismissal today.

Thank you for your patience as we work to fix this issue, and we will notify you as soon as it has been resolved. Should you have any questions, please contact me via phone by calling (940)-369-3000 or by email at [vreeves@dentonisd.org](mailto:vreeves@dentonisd.org).

Sincerely,

Vernon Reeves, Principal  
Ryan High School

[https://dentonrc.com/education/denton\\_isd/ryan-high-closed-wednesday-because-of-gas-line-break/article\\_3d56a4f6-cd62-11ef-8491-0f22bee1e9a1.html](https://dentonrc.com/education/denton_isd/ryan-high-closed-wednesday-because-of-gas-line-break/article_3d56a4f6-cd62-11ef-8491-0f22bee1e9a1.html)

# Ryan High closed Wednesday because of gas line break

By Lucinda Breeding-Gonzales Staff Writer  
Jan 7, 2025



Denton ISD’s Ryan High School will be closed Wednesday, the principal announced in a message to parents.  
DRC file photo

Ryan High School officials told parents the campus will be closed Wednesday after a construction crew struck a gas line.

“Our operations staff was on hand within minutes and discovered it was the main gas line that serves our campus,” Principal Vernon Reeves said in an email sent to parents and guardians of students late Tuesday afternoon.

Reeves said the gas line break means the campus needs to be closed Wednesday.

“The break has impacted our ability to heat the building and heat water for food service,” he wrote.

Operations staff will work through the night to get heat to the building, Reeves said Tuesday.

He said the campus prioritizes the safety of students and staff.

“At no time were any students or staff in danger since the break happened after dismissal today,” Reeves said.

Students had just resumed classes after the holiday break, and the district has already been preparing for cold weather for the rest of the week.

Earlier Tuesday, Denton ISD posted on its social media accounts to encourage parents and guardians to have current contact information on file with their campus office so they’ll be notified if the district closes campuses because of winter storms.

When possible, Denton ISD officials make the decision to physically close campuses due to inclement weather before 6 a.m.

*LUCINDA BREEDING-GONZALES can be reached at 940-566-6877 and [cbreeding@dentonrc.com](mailto:cbreeding@dentonrc.com).*

*For more than 120 years, the Denton Record-Chronicle has been Denton County’s source for locally produced, fact-based journalism. Your support through a tax-deductible donation or low-cost subscription is vital to our ability to deliver credible, relevant, unique coverage of our community.*

---

**Lucinda Breeding-Gonzales**

Education reporter

**From:** [Denton ISD](#)  
**To:** [Guajardo, Lesli](#)  
**Subject:** Denton ISD: Closed Thursday, Jan. 9  
**Date:** Wednesday, January 8, 2025 5:02:54 PM

---

All Denton ISD campuses and offices will be closed on Thursday, Jan. 9 due to impending inclement weather.

The district will continue to monitor the weather and decide on Friday, Jan. 10 as more information becomes available.

Please be safe and continue to follow Denton ISD on social media for the latest updates and information.

---

Denton ISD would like to continue connecting with you via email. If you prefer to be removed from our list, please contact Denton ISD directly. To stop receiving all email messages distributed through our SchoolMessenger service, follow this link and confirm: [Unsubscribe](#)

SchoolMessenger is a notification service used by the nation's leading school systems to connect with parents, students, and staff through voice, SMS text, email, and social media.

**From:** [Denton ISD](#)  
**To:** [Guajardo, Lesli](#)  
**Subject:** Denton ISD: Closed Friday, Jan. 10  
**Date:** Thursday, January 9, 2025 12:01:12 PM

---

Due to inclement weather, all Denton ISD campuses and offices will be closed on Friday, Jan. 10.


All campuses and offices will resume normal business hours on Monday, Jan. 13.

Please be safe and continue to follow Denton ISD's website and social media for the latest updates and information.

---

Denton ISD would like to continue connecting with you via email. If you prefer to be removed from our list, please contact Denton ISD directly. To stop receiving all email messages distributed through our SchoolMessenger service, follow this link and confirm: [Unsubscribe](#)

SchoolMessenger is a notification service used by the nation's leading school systems to connect with parents, students, and staff through voice, SMS text, email, and social media.



Just a reminder...

As a result of inclement weather cancellations earlier this year, Denton ISD will be using two make-up days this Friday, April 18 and next Monday, April 21. Secondary students will be on a "B" schedule on April 18, and secondary students will be on an "A" schedule on April 21.





Outlook

---

**FW: Ryan HS: Information on Social Media Rumor**

---

**From** Schulz, Luci <lschulz@dentonisd.org>**Date** Wed 4/16/2025 11:51 AM**To** Parham, Charlene <cparham@dentonisd.org>; Guajardo, Lesli <lgujardo@dentonisd.org>

Luci Schulz  
Area Superintendent  
Denton Independent School District  
1307 N. Locust Street  
Denton, Texas 76201  
Office: (940) 369-0000  
[www.dentonisd.org](http://www.dentonisd.org)



---

**From:** Vernon Reeves <vreeves@dentonisd.org>  
**Sent:** Tuesday, April 15, 2025 4:31 PM  
**To:** Schulz, Luci <lschulz@dentonisd.org>  
**Subject:** Ryan HS: Information on Social Media Rumor

April 15, 2025

Dear Parents/Guardians:

The administrative team at Ryan High School was made aware of social media rumors about the safety of our campus on Wednesday, April 16th.

The Denton Police Department is currently investigating a potential threat that was made against our school. Out of an abundance of caution, there will be an increased police presence at Ryan High School tomorrow, and backpacks will not be allowed on campus. All students will be checked by utilizing metal detector wands as they enter the building. Therefore, students will not be allowed in the building until 8:15, and the only access points will be the front door and bus lane door.

Please know that we take any potential threat to our students, staff and campus seriously. We are grateful to our local law enforcement officials for their diligence and for ensuring that our students and staff are safe. We value the trust you place in us, and we work daily to ensure your students feel safe on our campus.

If you or your student ever learn or receive information that would be helpful to us regarding the safety of our campus or one of our students, know that we have a system in place for reporting.

Students and parents can download the easy-to-use STOPit app which allows you to report safely and anonymously anything of concern to school officials – from cyberbullying to threats of violence or self-harm.

The district's use of this app is a proactive step towards empowering all students to become upstanding citizens in their communities and doing so in a way that they feel most comfortable. To learn more about STOPit, please visit [www.dentonisd.org/stopit](http://www.dentonisd.org/stopit).

Again, we appreciate the trust you place in us and the partnership we have working to educate the students of our community. If you have any questions or concerns regarding this event, please feel free to contact me at 940-369-3000 or via email at [vreeves@dentonisd.org](mailto:vreeves@dentonisd.org).

Sincerely,

Vernon Reeves

Ryan High School Principal

---

Denton ISD would like to continue connecting with you via email. If you prefer to be removed from our list, please contact Denton ISD directly. To stop receiving all email messages distributed through our SchoolMessenger service, follow this link and confirm: [Unsubscribe](#)

SchoolMessenger is a notification service used by the nation's leading school systems to connect with parents, students and staff through voice, SMS text, email, and social media.



5/28/2025

## ADA/ADM Statistics Report Statistics Log

---

Started: 05/28/2025 04:18:45 PM  
Completed: 05/28/2025 04:18:46 PM  
File Name: ADA\_ADM\_Statistics\_Report\_20250528\_161846.pdf  
Run By User: Iguajardo  
Working School Year: 2025

### Prompts

---

Buildings: 2  
Date Range: 04/16/2025 - 4/16/2025  
Primary Totals: Calendar  
First NCLB Subtotal:  
Second NCLB Subtotal:  
Third NCLB Subtotal:  
Absence Codes: ZAB  
Learning Location Type:  
Calculate Day Totals: No  
Exclude ADA 9 Students: No

# ADA/ADM Statistics Report

Building List: 2  
 Date Range: 04/16/2025 - 04/16/2025

Totals	Aggregate Days of Attendance			Aggregate Days of Membership			Average Daily Attendance	Average Daily Membership	Percent of Attendance
	Male	Female	Total	Male	Female	Total			
2 - Billy Ryan High School Calendar 0 Totals	609	504	1113	1068	959	2027	1113	2027	54.91
2 - Billy Ryan High School	609	504	1113	1068	959	2027	1113	2027	54.91
Report Totals	609	504	1113	1068	959	2027	1113	2027	54.91

[Watch Live](#)

# Dallas weather: Record-low temps, below-freezing wind chills, snowflakes fall across DFW

By Evan Andrews and Madi Marks | Published February 19, 2025 6:19am CST | Weather | FOX 4 |

## Dallas Weather: Feb. 19 overnight forecast

Dan Henry has the latest forecast.

---

### The Brief

- Temperatures in North Texas are expected to drop below the previous Feb. 19 record.
  - Strong north winds are bringing dangerous wind chills, pushing below zero.
  - A few snowflakes have been spotted across parts of the Metroplex, adding to the winter weather impact.
  - Temps will stay below freezing through Friday, with a brief—and slight—warm up this weekend.
-

**DALLAS** - A few snowflakes are flying across North Texas this morning as wind chills drop below zero.

It's important to layer up and keep faucets dripping through Friday, as temperatures likely won't climb above freezing until then.

An Extreme Cold Warning is in effect for North Texas from 9 p.m. Tuesday through 9 p.m. Thursday. Wind chills are expected to push temperatures at or below zero.

## **Wednesday Forecast: Below Zero Wind Chills**



Image 1 of 3 ▾

Today's weather will have a little bit of everything... in a Minnesota winter.

Light snowflakes have been spotted in parts of the Metroplex, including Stephenville and Cedar Hill. Temperatures remain in the teens, with 30 mph winds driving wind chills to zero and below.



Snow in Sherman, Texas on Feb. 19, 2025.

Image 1 of 2 

Skies will be mostly cloudy, but the sun could break through in the afternoon and early evening. Highs will only reach the 20s, with wind chills staying in the teens.

Overnight, temperatures will once again drop into the teens. More lake-effect snowflakes are possible on the south side of the Metroplex later today.

## **Record-Low Temperature for Feb. 19**

The record low for this date is 19 degrees, set in 1939. That record is expected to be broken today.

## Live Radar

### Thursday Forecast: Temps Stay Below Freezing

Thursday will be mostly sunny, but north winds will keep conditions bitterly cold.

Some areas of the Metroplex may briefly rise above freezing, but most will remain below freezing throughout the day. Northern areas will not warm above 32 degrees at all.

Overnight lows will drop back into the teens under cloudy skies.

### 7-Day Forecast

Saturday: Chilly, with a chance of freezing rain, especially south of the Metroplex.

Sunday: Morning temperatures rebound into the low 60s as a warming trend begins.

Monday & Tuesday: Mild and dry, with highs in the low to mid-70s.

### Extreme Cold Warning

An Extreme Cold Warning is issued when temperatures or wind chills reach dangerously low levels for an extended period.

If you are in an area under this warning:

- **Avoid going outside if possible.**

- **If you must go out, dress in layers and cover exposed skin.**
- **Let someone know your whereabouts before heading outdoors.**

Several shelters have opened up across North Texas to provide warmth to those without a safe place to stay.

The Austin Street Center opened a second shelter at Fair Park's Grand Place Building this week. That location can accommodate 900 people.

Presbyterian Night Shelter in Fort Worth has also expanded its normal 725-person capacity to 900.

"The focus is to get people inside. We really encourage people to get off the streets and come into the shelter. When it gets this cold it really is life altering and it gets severe. So, we are open and want as many people to come in and stay at the shelter," said Toby Owen with the Presbyterian Night Shelter.

### **Emergency shelters open across North Texas**

As temps drop into the teens, shelters are opening to serve anyone in need. Volunteers are prepared for the shelter reaching max capacity, and have organized overflow shelters. Donate to these shelters by clicking the links on [fox4news.com/links](https://fox4news.com/links).

---

The Salvation Army of North Texas also opened six of its overnight warming shelters across three counties. Those shelters will provide warm food and drink, comprehensive care, and cleanup kits.

For more information, visit [www.SalvationArmyNorthTexas.org](http://www.SalvationArmyNorthTexas.org).

## **School Closures DFW**

### **Most school district staying open despite arctic blast**

Frigid temperatures are not enough to close schools in DFW today. FOX 4 reporter Paige Ellenberger is in Arlington with the latest on school closures.

---



Most public school districts opted to follow normal schedules today, despite freezing temperatures.

## **UPDATED LIST OF SCHOOL CLOSINGS**

### **Flight Cancellations**

#### **DFW Airport:**

Total delays for Wednesday: 590

Total cancellations for Wednesday: 145

#### **Dallas Love Field Airport:**

Total delays for Wednesday: 105

Total cancellations for Wednesday: 5

### **DFW Power Outages**

Collin: 722

Dallas: 1252

Ellis: 708

Grayson: 2152

Hill: 2

Hunt: 75

Johnson: 397

Limestone: 1

Palo Pinto: 1

Parker: 1300

Tarrant: 3857

Wise: 946

### **Road Conditions**

Our FOX 4 team is closely monitoring road conditions across the Metroplex.

As of 6 a.m. Wednesday, most roads are safe to drive on, according to traffic cameras, viewer reports, and the FOX 4 Drive Cam.

## **DETAILED UPDATE OF ROAD CONDITIONS**

**The Source:** Information in this article comes from the National Weather Service, FOX 4 meteorologist Evan Andrews, and live weather radars.

**Weather**      **Weather Forecast**

This material may not be published, broadcast, rewritten, or redistributed. ©2025 FOX Television Stations

PRINCIPAL'S REPORT OF STUDENT ATTENDANCE

Campus-level Data | All Methods (Combined)

Campuses: All Campuses

2023 - 2024 Summer Collection, Accepted Submission

LEA: 061901 - DENTON ISD

Campus: 061901002 - RYAN H S

Instruction Method: All Methods (Combined)

Total Grade Summary

	06	07	08	09	10	11	12	Total
B. Days Membership	0.0	0.0	0.0	100,252.0	97,078.0	98,274.0	85,647.0	381,251.0
C. Total Days Absent	0.0	0.0	0.0	6,030.0	6,459.0	6,384.0	6,293.0	25,166.0
D. Total Days Present	0.0	0.0	0.0	94,222.0	90,619.0	91,890.0	79,354.0	356,085.0
E. Total Ineligible Days	0.0	0.0	0.0	0.0	0.0	0.0	0.0	0.0
F. Total Eligible Days	0.0	0.0	0.0	94,222.0	90,619.0	91,890.0	79,354.0	356,085.0
G.1 BE - Elig Days Bilingual/ESL	0.0	0.0	0.0	24,001.0	18,238.0	21,506.0	16,901.0	80,646.0
G.2 D1 - Elig Days Bil Dual Lang	0.0	0.0	0.0	0.0	0.0	0.0	0.0	0.0
G.3 D2 (EB) - Elig Days Bil Dual Lang	0.0	0.0	0.0	0.0	0.0	0.0	0.0	0.0
G.4 D2 (Non-EB) - Elig Days Bil Dual Lang	0.0	0.0	0.0	0.0	0.0	0.0	0.0	0.0
H.1 Early Ed Eco Dis Elig Days	X	X	X	X	X	X	X	0.0
H.2 Early Ed Lang Elig Days	X	X	X	X	X	X	X	0.0
I. Eligible Days In Res Fac	0.0	0.0	0.0	12.0	0.0	0.0	0.0	12.0
J. Elig Days Preg Rel Serv	0.0	0.0	0.0	0.0	106.0	176.0	247.0	529.0
K. Elig Days SpecEd main	0.0	0.0	0.0	5,454.0	4,945.0	6,640.0	4,577.0	21,616.0
L.1 BE - Bil/ESL Refined ADA	0.000	0.000	0.000	133.342	101.315	119.495	93.900	448.052
L.2 D1 - Bil Dual Lang Refined ADA	0.000	0.000	0.000	0.000	0.000	0.000	0.000	0.000
L.3 D2 (EB) - Bil Dual Lang Refined ADA	0.000	0.000	0.000	0.000	0.000	0.000	0.000	0.000
L.4 D2 (Non-EB) - Bil Dual Lang Refined ADA	0.000	0.000	0.000	0.000	0.000	0.000	0.000	0.000
M. Res Fac Refined ADA	0.000	0.000	0.000	0.067	0.000	0.000	0.000	0.067
N. SpecEd Main Refined ADA	0.000	0.000	0.000	30.263	27.523	36.864	25.408	120.058
O.1 Early Ed Eco Dis Refined ADA	X	X	X	X	X	X	X	0.000
O.2 Early Ed Lang Refined ADA	X	X	X	X	X	X	X	0.000
P. Preg Related Serv FTE	0.000	0.000	0.000	0.000	0.177	0.287	0.406	0.870
Q.1 Career & Technical Ed FTE - Tier 1	0.000	0.000	0.000	0.000	0.394	0.295	0.555	1.244
Q.2 Career & Technical Ed FTE - Tier 2	0.000	0.000	0.000	51.109	113.144	83.070	36.913	284.237
Q.3 Career & Technical Ed FTE - Tier 3	0.000	0.000	0.000	1.220	13.453	68.311	140.006	222.989
R. Special Education FTE	0.000	0.000	0.000	15.283	15.425	14.465	18.678	63.852
S. Regular Program Ref ADA	0.000	0.000	0.000	455.999	361.187	344.478	244.720	1,406.384
T. Total Refined ADA	0.000	0.000	0.000	523.611	503.602	510.620	440.873	1,978.706
U. Percent in Attendance	0.000%	0.000%	0.000%	93.985%	93.347%	93.504%	92.652%	93.399%

NOTE: Detail may not add to totals due to rounding.

NOTE 2: The following reports should be reviewed concurrently to verify attendance data: PDM3-130-001, PDM3-130-002 & PDM3-130-004.

NOTE 3: This report has been expanded to include attendance fields that were implemented for remote learning. In addition to a combined All Methods page, this report has separate pages for each remote learning instructional method for all rows, excluding Days Taught, Days Membership, Total Days Absent, Total Days Present, Total Ineligible Days, and Percent in Attendance.

This report displays the data for SUMR 2023 - 2024 that was accepted by the ESC on 07/23/24 03:37 PM.

PRINCIPAL'S REPORT OF STUDENT ATTENDANCE

Campus-level Data | All Methods (Combined)

Campuses: All Campuses

2023 - 2024 Summer Collection, Accepted Submission

LEA: 061901 - DENTON ISD  
Campus: 061901003 - DENTON H S

Instruction Method: All Methods (Combined)

Total Grade Summary

	06	07	08	09	10	11	12	Total
B. Days Membership	0.0	0.0	0.0	95,512.0	97,023.0	86,600.0	87,873.0	367,008.0
C. Total Days Absent	0.0	0.0	0.0	4,949.0	5,783.0	4,739.0	5,562.0	21,033.0
D. Total Days Present	0.0	0.0	0.0	90,563.0	91,240.0	81,861.0	82,311.0	345,975.0
E. Total Ineligible Days	0.0	0.0	0.0	0.0	0.0	0.0	0.0	0.0
F. Total Eligible Days	0.0	0.0	0.0	90,563.0	91,240.0	81,861.0	82,311.0	345,975.0
G.1 BE - Elig Days Bilingual/ESL	0.0	0.0	0.0	21,234.0	17,666.0	16,113.0	16,594.0	71,607.0
G.2 D1 - Elig Days Bil Dual Lang	0.0	0.0	0.0	0.0	0.0	0.0	0.0	0.0
G.3 D2 (EB) - Elig Days Bil Dual Lang	0.0	0.0	0.0	0.0	0.0	0.0	0.0	0.0
G.4 D2 (Non-EB) - Elig Days Bil Dual Lang	0.0	0.0	0.0	0.0	0.0	0.0	0.0	0.0
H.1 Early Ed Eco Dis Elig Days	X	X	X	X	X	X	X	0.0
H.2 Early Ed Lang Elig Days	X	X	X	X	X	X	X	0.0
I. Eligible Days In Res Fac	0.0	0.0	0.0	0.0	0.0	0.0	0.0	0.0
J. Elig Days Preg Rel Serv	0.0	0.0	0.0	0.0	95.0	0.0	143.0	238.0
K. Elig Days SpecEd main	0.0	0.0	0.0	5,194.0	4,458.0	4,606.0	3,531.0	17,789.0
L.1 BE - Bil/ESL Refined ADA	0.000	0.000	0.000	118.019	98.195	89.558	92.211	397.983
L.2 D1 - Bil Dual Lang Refined ADA	0.000	0.000	0.000	0.000	0.000	0.000	0.000	0.000
L.3 D2 (EB) - Bil Dual Lang Refined ADA	0.000	0.000	0.000	0.000	0.000	0.000	0.000	0.000
L.4 D2 (Non-EB) - Bil Dual Lang Refined ADA	0.000	0.000	0.000	0.000	0.000	0.000	0.000	0.000
M. Res Fac Refined ADA	0.000	0.000	0.000	0.000	0.000	0.000	0.000	0.000
N. SpecEd Main Refined ADA	0.000	0.000	0.000	28.859	24.751	25.577	19.623	98.810
O.1 Early Ed Eco Dis Refined ADA	X	X	X	X	X	X	X	0.000
O.2 Early Ed Lang Refined ADA	X	X	X	X	X	X	X	0.000
P. Preg Related Serv FTE	0.000	0.000	0.000	0.000	0.157	0.000	0.236	0.393
Q.1 Career & Technical Ed FTE - Tier 1	0.000	0.000	0.000	0.021	0.550	0.155	1.910	2.636
Q.2 Career & Technical Ed FTE - Tier 2	0.000	0.000	0.000	60.731	100.142	65.998	36.811	263.682
Q.3 Career & Technical Ed FTE - Tier 3	0.000	0.000	0.000	5.308	16.352	52.791	77.239	151.690
R. Special Education FTE	0.000	0.000	0.000	16.806	16.225	16.052	19.785	68.867
S. Regular Program Ref ADA	0.000	0.000	0.000	420.313	373.579	319.770	321.574	1,435.236
T. Total Refined ADA	0.000	0.000	0.000	503.179	506.849	454.766	457.318	1,922.111
U. Percent in Attendance	0.000%	0.000%	0.000%	94.818%	94.040%	94.528%	93.670%	94.269%

NOTE: Detail may not add to totals due to rounding.

NOTE 2: The following reports should be reviewed concurrently to verify attendance data: PDM3-130-001, PDM3-130-002 & PDM3-130-004.

NOTE 3: This report has been expanded to include attendance fields that were implemented for remote learning. In addition to a combined All Methods page, this report has separate pages for each remote learning instructional method for all rows, excluding Days Taught, Days Membership, Total Days Absent, Total Days Present, Total Ineligible Days, and Percent in Attendance.

This report displays the data for SUMR 2023 - 2024 that was accepted by the ESC on 07/23/24 03:37 PM.

PRINCIPAL'S REPORT OF STUDENT ATTENDANCE

Campus-level Data | All Methods (Combined)

Campuses: All Campuses

2023 - 2024 Summer Collection, Accepted Submission

LEA: 061901 - DENTON ISD  
Campus: 061901007 - GUYER H S

Instruction Method: All Methods (Combined)

Total Grade Summary

	06	07	08	09	10	11	12	Total
B. Days Membership	0.0	0.0	0.0	115,934.0	116,011.0	114,181.0	114,131.0	460,257.0
C. Total Days Absent	0.0	0.0	0.0	5,233.0	5,114.0	5,699.0	6,377.0	22,423.0
D. Total Days Present	0.0	0.0	0.0	110,701.0	110,897.0	108,482.0	107,754.0	437,834.0
E. Total Ineligible Days	0.0	0.0	0.0	0.0	0.0	0.0	0.0	0.0
F. Total Eligible Days	0.0	0.0	0.0	110,701.0	110,897.0	108,482.0	107,754.0	437,834.0
G.1 BE - Elig Days Bilingual/ESL	0.0	0.0	0.0	12,835.0	14,497.0	8,993.0	8,809.0	45,134.0
G.2 D1 - Elig Days Bil Dual Lang	0.0	0.0	0.0	0.0	0.0	0.0	0.0	0.0
G.3 D2 (EB) - Elig Days Bil Dual Lang	0.0	0.0	0.0	0.0	0.0	0.0	0.0	0.0
G.4 D2 (Non-EB) - Elig Days Bil Dual Lang	0.0	0.0	0.0	0.0	0.0	0.0	0.0	0.0
H.1 Early Ed Eco Dis Elig Days	X	X	X	X	X	X	X	0.0
H.2 Early Ed Lang Elig Days	X	X	X	X	X	X	X	0.0
I. Eligible Days In Res Fac	0.0	0.0	0.0	91.0	280.0	340.0	27.0	738.0
J. Elig Days Preg Rel Serv	0.0	0.0	0.0	0.0	0.0	0.0	0.0	0.0
K. Elig Days SpecEd main	0.0	0.0	0.0	7,031.0	4,896.0	4,066.0	3,633.0	19,626.0
L.1 BE - Bil/ESL Refined ADA	0.000	0.000	0.000	71.351	80.546	49.970	48.966	250.832
L.2 D1 - Bil Dual Lang Refined ADA	0.000	0.000	0.000	0.000	0.000	0.000	0.000	0.000
L.3 D2 (EB) - Bil Dual Lang Refined ADA	0.000	0.000	0.000	0.000	0.000	0.000	0.000	0.000
L.4 D2 (Non-EB) - Bil Dual Lang Refined ADA	0.000	0.000	0.000	0.000	0.000	0.000	0.000	0.000
M. Res Fac Refined ADA	0.000	0.000	0.000	0.500	1.556	1.883	0.143	4.082
N. SpecEd Main Refined ADA	0.000	0.000	0.000	39.061	27.204	22.617	20.192	109.073
O.1 Early Ed Eco Dis Refined ADA	X	X	X	X	X	X	X	0.000
O.2 Early Ed Lang Refined ADA	X	X	X	X	X	X	X	0.000
P. Preg Related Serv FTE	0.000	0.000	0.000	0.000	0.000	0.000	0.000	0.000
Q.1 Career & Technical Ed FTE - Tier 1	0.000	0.000	0.000	0.000	1.586	0.398	4.030	6.014
Q.2 Career & Technical Ed FTE - Tier 2	0.000	0.000	0.000	79.476	144.399	77.950	30.854	332.679
Q.3 Career & Technical Ed FTE - Tier 3	0.000	0.000	0.000	1.409	16.842	116.297	171.813	306.361
R. Special Education FTE	0.000	0.000	0.000	17.269	11.095	16.741	15.071	60.175
S. Regular Program Ref ADA	0.000	0.000	0.000	516.822	442.177	391.376	376.902	1,727.277
T. Total Refined ADA	0.000	0.000	0.000	614.976	616.099	602.761	598.670	2,432.506
U. Percent in Attendance	0.000%	0.000%	0.000%	95.486%	95.592%	95.009%	94.413%	95.128%

NOTE: Detail may not add to totals due to rounding.

NOTE 2: The following reports should be reviewed concurrently to verify attendance data: PDM3-130-001, PDM3-130-002 & PDM3-130-004.

NOTE 3: This report has been expanded to include attendance fields that were implemented for remote learning. In addition to a combined All Methods page, this report has separate pages for each remote learning instructional method for all rows, excluding Days Taught, Days Membership, Total Days Absent, Total Days Present, Total Ineligible Days, and Percent in Attendance.

This report displays the data for SUMR 2023 - 2024 that was accepted by the ESC on 07/23/24 03:37 PM.

PRINCIPAL'S REPORT OF STUDENT ATTENDANCE

Campus-level Data | All Methods (Combined)

Campuses: All Campuses

2023 - 2024 Summer Collection, Accepted Submission

LEA: 061901 - DENTON ISD

Campus: 061901008 - RAY BRASWELL H S

Instruction Method: All Methods (Combined)

Total Grade Summary

	06	07	08	09	10	11	12	Total
B. Days Membership	0.0	0.0	0.0	128,202.0	133,037.0	120,546.0	109,654.0	491,439.0
C. Total Days Absent	0.0	0.0	0.0	7,818.0	8,535.0	9,241.0	9,640.0	35,234.0
D. Total Days Present	0.0	0.0	0.0	120,384.0	124,502.0	111,305.0	100,014.0	456,205.0
E. Total Ineligible Days	0.0	0.0	0.0	0.0	0.0	0.0	0.0	0.0
F. Total Eligible Days	0.0	0.0	0.0	120,384.0	124,502.0	111,305.0	100,014.0	456,205.0
G.1 BE - Elig Days Bilingual/ESL	0.0	0.0	0.0	10,563.0	8,496.0	6,996.0	6,868.0	32,923.0
G.2 D1 - Elig Days Bil Dual Lang	0.0	0.0	0.0	0.0	0.0	0.0	0.0	0.0
G.3 D2 (EB) - Elig Days Bil Dual Lang	0.0	0.0	0.0	0.0	0.0	0.0	0.0	0.0
G.4 D2 (Non-EB) - Elig Days Bil Dual Lang	0.0	0.0	0.0	0.0	0.0	0.0	0.0	0.0
H.1 Early Ed Eco Dis Elig Days	X	X	X	X	X	X	X	0.0
H.2 Early Ed Lang Elig Days	X	X	X	X	X	X	X	0.0
I. Eligible Days In Res Fac	0.0	0.0	0.0	0.0	14.0	0.0	0.0	14.0
J. Elig Days Preg Rel Serv	0.0	0.0	0.0	0.0	39.0	59.0	0.0	98.0
K. Elig Days SpecEd main	0.0	0.0	0.0	7,059.0	6,401.0	5,399.0	3,917.0	22,776.0
L.1 BE - Bil/ESL Refined ADA	0.000	0.000	0.000	58.693	47.170	38.888	38.178	182.928
L.2 D1 - Bil Dual Lang Refined ADA	0.000	0.000	0.000	0.000	0.000	0.000	0.000	0.000
L.3 D2 (EB) - Bil Dual Lang Refined ADA	0.000	0.000	0.000	0.000	0.000	0.000	0.000	0.000
L.4 D2 (Non-EB) - Bil Dual Lang Refined ADA	0.000	0.000	0.000	0.000	0.000	0.000	0.000	0.000
M. Res Fac Refined ADA	0.000	0.000	0.000	0.000	0.075	0.000	0.000	0.075
N. SpecEd Main Refined ADA	0.000	0.000	0.000	39.234	35.548	29.995	21.780	126.558
O.1 Early Ed Eco Dis Refined ADA	X	X	X	X	X	X	X	0.000
O.2 Early Ed Lang Refined ADA	X	X	X	X	X	X	X	0.000
P. Preg Related Serv FTE	0.000	0.000	0.000	0.000	0.064	0.095	0.000	0.158
Q.1 Career & Technical Ed FTE - Tier 1	0.000	0.000	0.000	0.000	0.237	0.000	0.417	0.654
Q.2 Career & Technical Ed FTE - Tier 2	0.000	0.000	0.000	77.041	166.171	127.542	68.655	439.410
Q.3 Career & Technical Ed FTE - Tier 3	0.000	0.000	0.000	0.134	14.252	74.720	122.504	211.611
R. Special Education FTE	0.000	0.000	0.000	21.042	22.783	12.068	20.301	76.195
S. Regular Program Ref ADA	0.000	0.000	0.000	570.709	488.131	404.141	343.919	1,806.899
T. Total Refined ADA	0.000	0.000	0.000	668.927	691.573	618.471	555.797	2,534.769
U. Percent in Attendance	0.000%	0.000%	0.000%	93.902%	93.584%	92.334%	91.209%	92.830%

NOTE: Detail may not add to totals due to rounding.

NOTE 2: The following reports should be reviewed concurrently to verify attendance data: PDM3-130-001, PDM3-130-002 & PDM3-130-004.

NOTE 3: This report has been expanded to include attendance fields that were implemented for remote learning. In addition to a combined All Methods page, this report has separate pages for each remote learning instructional method for all rows, excluding Days Taught, Days Membership, Total Days Absent, Total Days Present, Total Ineligible Days, and Percent in Attendance.

This report displays the data for SUMR 2023 - 2024 that was accepted by the ESC on 07/23/24 03:37 PM.

PRINCIPAL'S REPORT OF STUDENT ATTENDANCE

Campus-level Data | All Methods (Combined)

Campuses: All Campuses

2023 - 2024 Summer Collection, Accepted Submission

LEA: 061901 - DENTON ISD

Campus: 061901009 - THE LAGRONE ACADEMY

Instruction Method: All Methods (Combined)

Total Grade Summary

	06	07	08	09	10	11	12	Total
B. Days Membership	0.0	0.0	0.0	0.0	0.0	12,919.0	19,009.0	31,928.0
C. Total Days Absent	0.0	0.0	0.0	0.0	0.0	738.0	987.0	1,725.0
D. Total Days Present	0.0	0.0	0.0	0.0	0.0	12,181.0	18,022.0	30,203.0
E. Total Ineligible Days	0.0	0.0	0.0	0.0	0.0	0.0	0.0	0.0
F. Total Eligible Days	0.0	0.0	0.0	0.0	0.0	12,181.0	18,022.0	30,203.0
G.1 BE - Elig Days Bilingual/ESL	0.0	0.0	0.0	0.0	0.0	1,043.0	1,032.0	2,075.0
G.2 D1 - Elig Days Bil Dual Lang	0.0	0.0	0.0	0.0	0.0	0.0	0.0	0.0
G.3 D2 (EB) - Elig Days Bil Dual Lang	0.0	0.0	0.0	0.0	0.0	0.0	0.0	0.0
G.4 D2 (Non-EB) - Elig Days Bil Dual Lang	0.0	0.0	0.0	0.0	0.0	0.0	0.0	0.0
H.1 Early Ed Eco Dis Elig Days	X	X	X	X	X	X	X	0.0
H.2 Early Ed Lang Elig Days	X	X	X	X	X	X	X	0.0
I. Eligible Days In Res Fac	0.0	0.0	0.0	0.0	0.0	0.0	0.0	0.0
J. Elig Days Preg Rel Serv	0.0	0.0	0.0	0.0	0.0	0.0	0.0	0.0
K. Elig Days SpecEd main	0.0	0.0	0.0	0.0	0.0	589.0	1,863.0	2,452.0
L.1 BE - Bil/ESL Refined ADA	0.000	0.000	0.000	0.000	0.000	5.796	5.733	11.529
L.2 D1 - Bil Dual Lang Refined ADA	0.000	0.000	0.000	0.000	0.000	0.000	0.000	0.000
L.3 D2 (EB) - Bil Dual Lang Refined ADA	0.000	0.000	0.000	0.000	0.000	0.000	0.000	0.000
L.4 D2 (Non-EB) - Bil Dual Lang Refined ADA	0.000	0.000	0.000	0.000	0.000	0.000	0.000	0.000
M. Res Fac Refined ADA	0.000	0.000	0.000	0.000	0.000	0.000	0.000	0.000
N. SpecEd Main Refined ADA	0.000	0.000	0.000	0.000	0.000	3.264	10.350	13.614
O.1 Early Ed Eco Dis Refined ADA	X	X	X	X	X	X	X	0.000
O.2 Early Ed Lang Refined ADA	X	X	X	X	X	X	X	0.000
P. Preg Related Serv FTE	0.000	0.000	0.000	0.000	0.000	0.000	0.000	0.000
Q.1 Career & Technical Ed FTE - Tier 1	0.000	0.000	0.000	0.000	0.000	0.000	0.000	0.000
Q.2 Career & Technical Ed FTE - Tier 2	0.000	0.000	0.000	0.000	0.000	17.429	11.477	28.906
Q.3 Career & Technical Ed FTE - Tier 3	0.000	0.000	0.000	0.000	0.000	19.119	48.035	67.154
R. Special Education FTE	0.000	0.000	0.000	0.000	0.000	0.951	0.000	0.951
S. Regular Program Ref ADA	0.000	0.000	0.000	0.000	0.000	30.190	40.614	70.804
T. Total Refined ADA	0.000	0.000	0.000	0.000	0.000	67.688	100.126	167.814
U. Percent in Attendance	0.000%	0.000%	0.000%	0.000%	0.000%	94.287%	94.808%	94.597%

NOTE: Detail may not add to totals due to rounding.

NOTE 2: The following reports should be reviewed concurrently to verify attendance data: PDM3-130-001, PDM3-130-002 & PDM3-130-004.

NOTE 3: This report has been expanded to include attendance fields that were implemented for remote learning. In addition to a combined All Methods page, this report has separate pages for each remote learning instructional method for all rows, excluding Days Taught, Days Membership, Total Days Absent, Total Days Present, Total Ineligible Days, and Percent in Attendance.

This report displays the data for SUMR 2023 - 2024 that was accepted by the ESC on 07/23/24 03:37 PM.

PRINCIPAL'S REPORT OF STUDENT ATTENDANCE

Campus-level Data | All Methods (Combined)

Campuses: All Campuses

2023 - 2024 Summer Collection, Accepted Submission

LEA: 061901 - DENTON ISD  
Campus: 061901044 - STRICKLAND MIDDLE

Instruction Method: All Methods (Combined)

Total Grade Summary

	06	07	08	09	10	11	12	Total
B. Days Membership	58,502.0	56,809.0	57,540.0	0.0	0.0	0.0	0.0	172,851.0
C. Total Days Absent	3,341.0	3,192.0	2,828.0	0.0	0.0	0.0	0.0	9,361.0
D. Total Days Present	55,161.0	53,617.0	54,712.0	0.0	0.0	0.0	0.0	163,490.0
E. Total Ineligible Days	0.0	0.0	0.0	0.0	0.0	0.0	0.0	0.0
F. Total Eligible Days	55,161.0	53,617.0	54,712.0	0.0	0.0	0.0	0.0	163,490.0
G.1 BE - Elig Days Bilingual/ESL	15,722.0	15,978.0	17,101.0	0.0	0.0	0.0	0.0	48,801.0
G.2 D1 - Elig Days Bil Dual Lang	0.0	0.0	0.0	0.0	0.0	0.0	0.0	0.0
G.3 D2 (EB) - Elig Days Bil Dual Lang	0.0	1,577.0	350.0	0.0	0.0	0.0	0.0	1,927.0
G.4 D2 (Non-EB) - Elig Days Bil Dual Lang	532.0	3,295.0	1,922.0	0.0	0.0	0.0	0.0	5,749.0
H.1 Early Ed Eco Dis Elig Days	X	X	X	X	X	X	X	0.0
H.2 Early Ed Lang Elig Days	X	X	X	X	X	X	X	0.0
I. Eligible Days In Res Fac	0.0	0.0	0.0	0.0	0.0	0.0	0.0	0.0
J. Elig Days Preg Rel Serv	0.0	0.0	0.0	0.0	0.0	0.0	0.0	0.0
K. Elig Days SpecEd main	3,756.0	2,499.0	3,282.0	0.0	0.0	0.0	0.0	9,537.0
L.1 BE - Bil/ESL Refined ADA	87.308	88.729	94.979	0.000	0.000	0.000	0.000	271.016
L.2 D1 - Bil Dual Lang Refined ADA	0.000	0.000	0.000	0.000	0.000	0.000	0.000	0.000
L.3 D2 (EB) - Bil Dual Lang Refined ADA	0.000	8.764	1.945	0.000	0.000	0.000	0.000	10.709
L.4 D2 (Non-EB) - Bil Dual Lang Refined ADA	2.957	18.305	10.674	0.000	0.000	0.000	0.000	31.937
M. Res Fac Refined ADA	0.000	0.000	0.000	0.000	0.000	0.000	0.000	0.000
N. SpecEd Main Refined ADA	20.862	13.887	18.243	0.000	0.000	0.000	0.000	52.992
O.1 Early Ed Eco Dis Refined ADA	X	X	X	X	X	X	X	0.000
O.2 Early Ed Lang Refined ADA	X	X	X	X	X	X	X	0.000
P. Preg Related Serv FTE	0.000	0.000	0.000	0.000	0.000	0.000	0.000	0.000
Q.1 Career & Technical Ed FTE - Tier 1	0.000	0.000	0.000	0.000	0.000	0.000	0.000	0.000
Q.2 Career & Technical Ed FTE - Tier 2	0.000	11.305	17.790	0.000	0.000	0.000	0.000	29.095
Q.3 Career & Technical Ed FTE - Tier 3	0.000	0.000	0.000	0.000	0.000	0.000	0.000	0.000
R. Special Education FTE	12.966	6.877	7.207	0.000	0.000	0.000	0.000	27.050
S. Regular Program Ref ADA	293.471	279.648	278.913	0.000	0.000	0.000	0.000	852.033
T. Total Refined ADA	306.437	297.830	303.910	0.000	0.000	0.000	0.000	908.177
U. Percent in Attendance	94.289%	94.381%	95.085%	0.000%	0.000%	0.000%	0.000%	94.584%

NOTE: Detail may not add to totals due to rounding.

NOTE 2: The following reports should be reviewed concurrently to verify attendance data: PDM3-130-001, PDM3-130-002 & PDM3-130-004.

NOTE 3: This report has been expanded to include attendance fields that were implemented for remote learning. In addition to a combined All Methods page, this report has separate pages for each remote learning instructional method for all rows, excluding Days Taught, Days Membership, Total Days Absent, Total Days Present, Total Ineligible Days, and Percent in Attendance. This report displays the data for SUMR 2023 - 2024 that was accepted by the ESC on 07/23/24 03:37 PM.



PRINCIPAL'S REPORT OF STUDENT ATTENDANCE

Campus-level Data | All Methods (Combined)

Campuses: All Campuses

2023 - 2024 Summer Collection, Accepted Submission

LEA: 061901 - DENTON ISD  
Campus: 061901045 - CALHOUN MIDDLE

Instruction Method: All Methods (Combined)

Total Grade Summary

	06	07	08	09	10	11	12	Total
B. Days Membership	42,841.0	49,178.0	39,191.0	0.0	0.0	0.0	0.0	131,210.0
C. Total Days Absent	2,138.0	2,533.0	1,978.0	0.0	0.0	0.0	0.0	6,649.0
D. Total Days Present	40,703.0	46,645.0	37,213.0	0.0	0.0	0.0	0.0	124,561.0
E. Total Ineligible Days	0.0	0.0	0.0	0.0	0.0	0.0	0.0	0.0
F. Total Eligible Days	40,703.0	46,645.0	37,213.0	0.0	0.0	0.0	0.0	124,561.0
G.1 BE - Elig Days Bilingual/ESL	12,560.0	15,036.0	8,471.0	0.0	0.0	0.0	0.0	36,067.0
G.2 D1 - Elig Days Bil Dual Lang	0.0	0.0	0.0	0.0	0.0	0.0	0.0	0.0
G.3 D2 (EB) - Elig Days Bil Dual Lang	0.0	0.0	63.0	0.0	0.0	0.0	0.0	63.0
G.4 D2 (Non-EB) - Elig Days Bil Dual Lang	0.0	355.0	0.0	0.0	0.0	0.0	0.0	355.0
H.1 Early Ed Eco Dis Elig Days	X	X	X	X	X	X	X	0.0
H.2 Early Ed Lang Elig Days	X	X	X	X	X	X	X	0.0
I. Eligible Days In Res Fac	0.0	0.0	0.0	0.0	0.0	0.0	0.0	0.0
J. Elig Days Preg Rel Serv	0.0	0.0	0.0	0.0	0.0	0.0	0.0	0.0
K. Elig Days SpecEd main	2,245.0	1,273.0	2,972.0	0.0	0.0	0.0	0.0	6,490.0
L.1 BE - Bil/ESL Refined ADA	69.744	83.566	47.054	0.000	0.000	0.000	0.000	200.364
L.2 D1 - Bil Dual Lang Refined ADA	0.000	0.000	0.000	0.000	0.000	0.000	0.000	0.000
L.3 D2 (EB) - Bil Dual Lang Refined ADA	0.000	0.000	0.351	0.000	0.000	0.000	0.000	0.351
L.4 D2 (Non-EB) - Bil Dual Lang Refined ADA	0.000	1.972	0.000	0.000	0.000	0.000	0.000	1.972
M. Res Fac Refined ADA	0.000	0.000	0.000	0.000	0.000	0.000	0.000	0.000
N. SpecEd Main Refined ADA	12.512	7.073	16.506	0.000	0.000	0.000	0.000	36.091
O.1 Early Ed Eco Dis Refined ADA	X	X	X	X	X	X	X	0.000
O.2 Early Ed Lang Refined ADA	X	X	X	X	X	X	X	0.000
P. Preg Related Serv FTE	0.000	0.000	0.000	0.000	0.000	0.000	0.000	0.000
Q.1 Career & Technical Ed FTE - Tier 1	0.000	0.000	0.000	0.000	0.000	0.000	0.000	0.000
Q.2 Career & Technical Ed FTE - Tier 2	0.000	12.291	7.304	0.000	0.000	0.000	0.000	19.595
Q.3 Career & Technical Ed FTE - Tier 3	0.000	0.000	0.000	0.000	0.000	0.000	0.000	0.000
R. Special Education FTE	8.853	13.026	8.609	0.000	0.000	0.000	0.000	30.488
S. Regular Program Ref ADA	217.227	233.856	190.845	0.000	0.000	0.000	0.000	641.927
T. Total Refined ADA	226.079	259.173	206.758	0.000	0.000	0.000	0.000	692.010
U. Percent in Attendance	95.009%	94.849%	94.953%	0.000%	0.000%	0.000%	0.000%	94.933%

NOTE: Detail may not add to totals due to rounding.

NOTE 2: The following reports should be reviewed concurrently to verify attendance data: PDM3-130-001, PDM3-130-002 & PDM3-130-004.

NOTE 3: This report has been expanded to include attendance fields that were implemented for remote learning. In addition to a combined All Methods page, this report has separate pages for each remote learning instructional method for all rows, excluding Days Taught, Days Membership, Total Days Absent, Total Days Present, Total Ineligible Days, and Percent in Attendance.

This report displays the data for SUMR 2023 - 2024 that was accepted by the ESC on 07/23/24 03:37 PM.

PRINCIPAL'S REPORT OF STUDENT ATTENDANCE

Campus-level Data | All Methods (Combined)

Campuses: All Campuses

2023 - 2024 Summer Collection, Accepted Submission

LEA: 061901 - DENTON ISD  
Campus: 061901046 - MCMATH MIDDLE

Instruction Method: All Methods (Combined)

Total Grade Summary

	06	07	08	09	10	11	12	Total
B. Days Membership	48,339.0	43,281.0	49,250.0	0.0	0.0	0.0	0.0	140,870.0
C. Total Days Absent	2,742.0	2,266.0	3,317.0	0.0	0.0	0.0	0.0	8,325.0
D. Total Days Present	45,597.0	41,015.0	45,933.0	0.0	0.0	0.0	0.0	132,545.0
E. Total Ineligible Days	0.0	0.0	0.0	0.0	0.0	0.0	0.0	0.0
F. Total Eligible Days	45,597.0	41,015.0	45,933.0	0.0	0.0	0.0	0.0	132,545.0
G.1 BE - Elig Days Bilingual/ESL	12,070.0	10,344.0	9,231.0	0.0	0.0	0.0	0.0	31,645.0
G.2 D1 - Elig Days Bil Dual Lang	0.0	0.0	130.0	0.0	0.0	0.0	0.0	130.0
G.3 D2 (EB) - Elig Days Bil Dual Lang	0.0	0.0	0.0	0.0	0.0	0.0	0.0	0.0
G.4 D2 (Non-EB) - Elig Days Bil Dual Lang	0.0	0.0	0.0	0.0	0.0	0.0	0.0	0.0
H.1 Early Ed Eco Dis Elig Days	X	X	X	X	X	X	X	0.0
H.2 Early Ed Lang Elig Days	X	X	X	X	X	X	X	0.0
I. Eligible Days In Res Fac	0.0	0.0	0.0	0.0	0.0	0.0	0.0	0.0
J. Elig Days Preg Rel Serv	0.0	0.0	0.0	0.0	0.0	0.0	0.0	0.0
K. Elig Days SpecEd main	2,169.0	2,461.0	2,714.0	0.0	0.0	0.0	0.0	7,344.0
L.1 BE - Bil/ESL Refined ADA	67.049	57.452	51.298	0.000	0.000	0.000	0.000	175.800
L.2 D1 - Bil Dual Lang Refined ADA	0.000	0.000	0.725	0.000	0.000	0.000	0.000	0.725
L.3 D2 (EB) - Bil Dual Lang Refined ADA	0.000	0.000	0.000	0.000	0.000	0.000	0.000	0.000
L.4 D2 (Non-EB) - Bil Dual Lang Refined ADA	0.000	0.000	0.000	0.000	0.000	0.000	0.000	0.000
M. Res Fac Refined ADA	0.000	0.000	0.000	0.000	0.000	0.000	0.000	0.000
N. SpecEd Main Refined ADA	12.055	13.709	15.063	0.000	0.000	0.000	0.000	40.828
O.1 Early Ed Eco Dis Refined ADA	X	X	X	X	X	X	X	0.000
O.2 Early Ed Lang Refined ADA	X	X	X	X	X	X	X	0.000
P. Preg Related Serv FTE	0.000	0.000	0.000	0.000	0.000	0.000	0.000	0.000
Q.1 Career & Technical Ed FTE - Tier 1	0.000	0.000	0.000	0.000	0.000	0.000	0.000	0.000
Q.2 Career & Technical Ed FTE - Tier 2	0.000	8.061	17.327	0.000	0.000	0.000	0.000	25.388
Q.3 Career & Technical Ed FTE - Tier 3	0.000	0.000	0.000	0.000	0.000	0.000	0.000	0.000
R. Special Education FTE	18.748	14.038	13.940	0.000	0.000	0.000	0.000	46.726
S. Regular Program Ref ADA	234.474	205.706	223.879	0.000	0.000	0.000	0.000	664.059
T. Total Refined ADA	253.222	227.805	255.146	0.000	0.000	0.000	0.000	736.173
U. Percent in Attendance	94.328%	94.764%	93.265%	0.000%	0.000%	0.000%	0.000%	94.090%

NOTE: Detail may not add to totals due to rounding.

NOTE 2: The following reports should be reviewed concurrently to verify attendance data: PDM3-130-001, PDM3-130-002 & PDM3-130-004.

NOTE 3: This report has been expanded to include attendance fields that were implemented for remote learning. In addition to a combined All Methods page, this report has separate pages for each remote learning instructional method for all rows, excluding Days Taught, Days Membership, Total Days Absent, Total Days Present, Total Ineligible Days, and Percent in Attendance. This report displays the data for SUMR 2023 - 2024 that was accepted by the ESC on 07/23/24 03:37 PM.

PRINCIPAL'S REPORT OF STUDENT ATTENDANCE

Campus-level Data | All Methods (Combined)

Campuses: All Campuses

2023 - 2024 Summer Collection, Accepted Submission

LEA: 061901 - DENTON ISD  
Campus: 061901047 - NAVO MIDDLE

Instruction Method: All Methods (Combined)

Total Grade Summary

	06	07	08	09	10	11	12	Total
B. Days Membership	43,233.0	45,685.0	43,413.0	0.0	0.0	0.0	0.0	132,331.0
C. Total Days Absent	2,245.0	2,447.0	2,283.0	0.0	0.0	0.0	0.0	6,975.0
D. Total Days Present	40,988.0	43,238.0	41,130.0	0.0	0.0	0.0	0.0	125,356.0
E. Total Ineligible Days	0.0	0.0	0.0	0.0	0.0	0.0	0.0	0.0
F. Total Eligible Days	40,988.0	43,238.0	41,130.0	0.0	0.0	0.0	0.0	125,356.0
G.1 BE - Elig Days Bilingual/ESL	2,127.0	3,545.0	3,801.0	0.0	0.0	0.0	0.0	9,473.0
G.2 D1 - Elig Days Bil Dual Lang	0.0	0.0	0.0	0.0	0.0	0.0	0.0	0.0
G.3 D2 (EB) - Elig Days Bil Dual Lang	0.0	0.0	0.0	0.0	0.0	0.0	0.0	0.0
G.4 D2 (Non-EB) - Elig Days Bil Dual Lang	0.0	0.0	0.0	0.0	0.0	0.0	0.0	0.0
H.1 Early Ed Eco Dis Elig Days	X	X	X	X	X	X	X	0.0
H.2 Early Ed Lang Elig Days	X	X	X	X	X	X	X	0.0
I. Eligible Days In Res Fac	0.0	0.0	0.0	0.0	0.0	0.0	0.0	0.0
J. Elig Days Preg Rel Serv	0.0	0.0	0.0	0.0	0.0	0.0	0.0	0.0
K. Elig Days SpecEd main	1,544.0	3,587.0	1,965.0	0.0	0.0	0.0	0.0	7,096.0
L.1 BE - Bil/ESL Refined ADA	11.817	19.700	21.110	0.000	0.000	0.000	0.000	52.627
L.2 D1 - Bil Dual Lang Refined ADA	0.000	0.000	0.000	0.000	0.000	0.000	0.000	0.000
L.3 D2 (EB) - Bil Dual Lang Refined ADA	0.000	0.000	0.000	0.000	0.000	0.000	0.000	0.000
L.4 D2 (Non-EB) - Bil Dual Lang Refined ADA	0.000	0.000	0.000	0.000	0.000	0.000	0.000	0.000
M. Res Fac Refined ADA	0.000	0.000	0.000	0.000	0.000	0.000	0.000	0.000
N. SpecEd Main Refined ADA	8.596	19.927	10.917	0.000	0.000	0.000	0.000	39.440
O.1 Early Ed Eco Dis Refined ADA	X	X	X	X	X	X	X	0.000
O.2 Early Ed Lang Refined ADA	X	X	X	X	X	X	X	0.000
P. Preg Related Serv FTE	0.000	0.000	0.000	0.000	0.000	0.000	0.000	0.000
Q.1 Career & Technical Ed FTE - Tier 1	0.000	0.000	0.000	0.000	0.000	0.000	0.000	0.000
Q.2 Career & Technical Ed FTE - Tier 2	0.000	17.470	30.644	0.000	0.000	0.000	0.000	48.114
Q.3 Career & Technical Ed FTE - Tier 3	0.000	0.000	0.000	0.000	0.000	0.000	0.000	0.000
R. Special Education FTE	9.644	13.601	9.639	0.000	0.000	0.000	0.000	32.884
S. Regular Program Ref ADA	217.998	209.079	188.236	0.000	0.000	0.000	0.000	615.314
T. Total Refined ADA	227.642	240.151	228.519	0.000	0.000	0.000	0.000	696.312
U. Percent in Attendance	94.807%	94.644%	94.741%	0.000%	0.000%	0.000%	0.000%	94.729%

NOTE: Detail may not add to totals due to rounding.

NOTE 2: The following reports should be reviewed concurrently to verify attendance data: PDM3-130-001, PDM3-130-002 & PDM3-130-004.

NOTE 3: This report has been expanded to include attendance fields that were implemented for remote learning. In addition to a combined All Methods page, this report has separate pages for each remote learning instructional method for all rows, excluding Days Taught, Days Membership, Total Days Absent, Total Days Present, Total Ineligible Days, and Percent in Attendance. This report displays the data for SUMR 2023 - 2024 that was accepted by the ESC on 07/23/24 03:37 PM.

PRINCIPAL'S REPORT OF STUDENT ATTENDANCE

Campus-level Data | All Methods (Combined)

Campuses: All Campuses

2023 - 2024 Summer Collection, Accepted Submission

LEA: 061901 - DENTON ISD

Campus: 061901049 - BETTYE MYERS MIDDLE

Instruction Method: All Methods (Combined)

Total Grade Summary

	06	07	08	09	10	11	12	Total
B. Days Membership	51,792.0	49,841.0	48,528.0	0.0	0.0	0.0	0.0	150,161.0
C. Total Days Absent	2,852.0	2,981.0	2,971.0	0.0	0.0	0.0	0.0	8,804.0
D. Total Days Present	48,940.0	46,860.0	45,557.0	0.0	0.0	0.0	0.0	141,357.0
E. Total Ineligible Days	0.0	0.0	0.0	0.0	0.0	0.0	0.0	0.0
F. Total Eligible Days	48,940.0	46,860.0	45,557.0	0.0	0.0	0.0	0.0	141,357.0
G.1 BE - Elig Days Bilingual/ESL	13,373.0	9,703.0	3,986.0	0.0	0.0	0.0	0.0	27,062.0
G.2 D1 - Elig Days Bil Dual Lang	133.0	0.0	0.0	0.0	0.0	0.0	0.0	133.0
G.3 D2 (EB) - Elig Days Bil Dual Lang	448.0	1,360.0	7,724.0	0.0	0.0	0.0	0.0	9,532.0
G.4 D2 (Non-EB) - Elig Days Bil Dual Lang	0.0	1,214.0	1,545.0	0.0	0.0	0.0	0.0	2,759.0
H.1 Early Ed Eco Dis Elig Days	X	X	X	X	X	X	X	0.0
H.2 Early Ed Lang Elig Days	X	X	X	X	X	X	X	0.0
I. Eligible Days In Res Fac	0.0	0.0	0.0	0.0	0.0	0.0	0.0	0.0
J. Elig Days Preg Rel Serv	0.0	0.0	0.0	0.0	0.0	0.0	0.0	0.0
K. Elig Days SpecEd main	3,028.0	4,138.0	2,764.0	0.0	0.0	0.0	0.0	9,930.0
L.1 BE - Bil/ESL Refined ADA	74.292	53.919	22.140	0.000	0.000	0.000	0.000	150.351
L.2 D1 - Bil Dual Lang Refined ADA	0.742	0.000	0.000	0.000	0.000	0.000	0.000	0.742
L.3 D2 (EB) - Bil Dual Lang Refined ADA	2.487	7.556	42.898	0.000	0.000	0.000	0.000	52.940
L.4 D2 (Non-EB) - Bil Dual Lang Refined ADA	0.000	6.745	8.587	0.000	0.000	0.000	0.000	15.331
M. Res Fac Refined ADA	0.000	0.000	0.000	0.000	0.000	0.000	0.000	0.000
N. SpecEd Main Refined ADA	16.814	22.992	15.352	0.000	0.000	0.000	0.000	55.159
O.1 Early Ed Eco Dis Refined ADA	X	X	X	X	X	X	X	0.000
O.2 Early Ed Lang Refined ADA	X	X	X	X	X	X	X	0.000
P. Preg Related Serv FTE	0.000	0.000	0.000	0.000	0.000	0.000	0.000	0.000
Q.1 Career & Technical Ed FTE - Tier 1	0.000	0.000	0.000	0.000	0.000	0.000	0.000	0.000
Q.2 Career & Technical Ed FTE - Tier 2	0.000	23.808	25.799	0.000	0.000	0.000	0.000	49.607
Q.3 Career & Technical Ed FTE - Tier 3	0.000	0.000	0.000	0.000	0.000	0.000	0.000	0.000
R. Special Education FTE	13.036	7.187	9.118	0.000	0.000	0.000	0.000	29.342
S. Regular Program Ref ADA	258.811	229.371	218.151	0.000	0.000	0.000	0.000	706.333
T. Total Refined ADA	271.848	260.366	253.068	0.000	0.000	0.000	0.000	785.281
U. Percent in Attendance	94.493%	94.019%	93.878%	0.000%	0.000%	0.000%	0.000%	94.137%

NOTE: Detail may not add to totals due to rounding.

NOTE 2: The following reports should be reviewed concurrently to verify attendance data: PDM3-130-001, PDM3-130-002 & PDM3-130-004.

NOTE 3: This report has been expanded to include attendance fields that were implemented for remote learning. In addition to a combined All Methods page, this report has separate pages for each remote learning instructional method for all rows, excluding Days Taught, Days Membership, Total Days Absent, Total Days Present, Total Ineligible Days, and Percent in Attendance.

This report displays the data for SUMR 2023 - 2024 that was accepted by the ESC on 07/23/24 03:37 PM.

PRINCIPAL'S REPORT OF STUDENT ATTENDANCE

Campus-level Data | All Methods (Combined)

Campuses: All Campuses

2023 - 2024 Summer Collection, Accepted Submission

LEA: 061901 - DENTON ISD  
Campus: 061901050 - RODRIGUEZ MIDDLE

Instruction Method: All Methods (Combined)

Total Grade Summary

	06	07	08	09	10	11	12	Total
B. Days Membership	34,796.0	36,946.0	40,635.0	0.0	0.0	0.0	0.0	112,377.0
C. Total Days Absent	1,737.0	1,899.0	2,146.0	0.0	0.0	0.0	0.0	5,782.0
D. Total Days Present	33,059.0	35,047.0	38,489.0	0.0	0.0	0.0	0.0	106,595.0
E. Total Ineligible Days	0.0	0.0	0.0	0.0	0.0	0.0	0.0	0.0
F. Total Eligible Days	33,059.0	35,047.0	38,489.0	0.0	0.0	0.0	0.0	106,595.0
G.1 BE - Elig Days Bilingual/ESL	2,862.0	1,898.0	4,544.0	0.0	0.0	0.0	0.0	9,304.0
G.2 D1 - Elig Days Bil Dual Lang	0.0	0.0	0.0	0.0	0.0	0.0	0.0	0.0
G.3 D2 (EB) - Elig Days Bil Dual Lang	0.0	0.0	0.0	0.0	0.0	0.0	0.0	0.0
G.4 D2 (Non-EB) - Elig Days Bil Dual Lang	0.0	0.0	0.0	0.0	0.0	0.0	0.0	0.0
H.1 Early Ed Eco Dis Elig Days	X	X	X	X	X	X	X	0.0
H.2 Early Ed Lang Elig Days	X	X	X	X	X	X	X	0.0
I. Eligible Days In Res Fac	0.0	0.0	0.0	0.0	0.0	0.0	0.0	0.0
J. Elig Days Preg Rel Serv	0.0	0.0	0.0	0.0	0.0	0.0	0.0	0.0
K. Elig Days SpecEd main	1,442.0	1,489.0	2,418.0	0.0	0.0	0.0	0.0	5,349.0
L.1 BE - Bil/ESL Refined ADA	15.894	10.544	25.250	0.000	0.000	0.000	0.000	51.688
L.2 D1 - Bil Dual Lang Refined ADA	0.000	0.000	0.000	0.000	0.000	0.000	0.000	0.000
L.3 D2 (EB) - Bil Dual Lang Refined ADA	0.000	0.000	0.000	0.000	0.000	0.000	0.000	0.000
L.4 D2 (Non-EB) - Bil Dual Lang Refined ADA	0.000	0.000	0.000	0.000	0.000	0.000	0.000	0.000
M. Res Fac Refined ADA	0.000	0.000	0.000	0.000	0.000	0.000	0.000	0.000
N. SpecEd Main Refined ADA	7.996	8.256	13.441	0.000	0.000	0.000	0.000	29.693
O.1 Early Ed Eco Dis Refined ADA	X	X	X	X	X	X	X	0.000
O.2 Early Ed Lang Refined ADA	X	X	X	X	X	X	X	0.000
P. Preg Related Serv FTE	0.000	0.000	0.000	0.000	0.000	0.000	0.000	0.000
Q.1 Career & Technical Ed FTE - Tier 1	0.000	0.000	0.000	0.000	0.000	0.000	0.000	0.000
Q.2 Career & Technical Ed FTE - Tier 2	0.000	9.337	15.322	0.000	0.000	0.000	0.000	24.659
Q.3 Career & Technical Ed FTE - Tier 3	0.000	0.000	0.000	0.000	0.000	0.000	0.000	0.000
R. Special Education FTE	7.999	11.172	5.512	0.000	0.000	0.000	0.000	24.683
S. Regular Program Ref ADA	175.693	174.200	193.023	0.000	0.000	0.000	0.000	542.916
T. Total Refined ADA	183.692	194.709	213.858	0.000	0.000	0.000	0.000	592.258
U. Percent in Attendance	95.008%	94.860%	94.719%	0.000%	0.000%	0.000%	0.000%	94.855%

NOTE: Detail may not add to totals due to rounding.

NOTE 2: The following reports should be reviewed concurrently to verify attendance data: PDM3-130-001, PDM3-130-002 & PDM3-130-004.

NOTE 3: This report has been expanded to include attendance fields that were implemented for remote learning. In addition to a combined All Methods page, this report has separate pages for each remote learning instructional method for all rows, excluding Days Taught, Days Membership, Total Days Absent, Total Days Present, Total Ineligible Days, and Percent in Attendance.

This report displays the data for SUMR 2023 - 2024 that was accepted by the ESC on 07/23/24 03:37 PM.

PRINCIPAL'S REPORT OF STUDENT ATTENDANCE

Campus-level Data | All Methods (Combined)

Campuses: All Campuses

2023 - 2024 Summer Collection, Accepted Submission

LEA: 061901 - DENTON ISD

Campus: 061901051 - PAT HAGAN CHEEK MIDDLE

Instruction Method: All Methods (Combined)

Total Grade Summary

	06	07	08	09	10	11	12	Total
B. Days Membership	47,736.0	45,783.0	39,984.0	0.0	0.0	0.0	0.0	133,503.0
C. Total Days Absent	2,258.0	2,487.0	2,612.0	0.0	0.0	0.0	0.0	7,357.0
D. Total Days Present	45,478.0	43,296.0	37,372.0	0.0	0.0	0.0	0.0	126,146.0
E. Total Ineligible Days	0.0	0.0	0.0	0.0	0.0	0.0	0.0	0.0
F. Total Eligible Days	45,478.0	43,296.0	37,372.0	0.0	0.0	0.0	0.0	126,146.0
G.1 BE - Elig Days Bilingual/ESL	5,738.0	4,394.0	2,726.0	0.0	0.0	0.0	0.0	12,858.0
G.2 D1 - Elig Days Bil Dual Lang	0.0	0.0	0.0	0.0	0.0	0.0	0.0	0.0
G.3 D2 (EB) - Elig Days Bil Dual Lang	0.0	0.0	0.0	0.0	0.0	0.0	0.0	0.0
G.4 D2 (Non-EB) - Elig Days Bil Dual Lang	0.0	0.0	0.0	0.0	0.0	0.0	0.0	0.0
H.1 Early Ed Eco Dis Elig Days	X	X	X	X	X	X	X	0.0
H.2 Early Ed Lang Elig Days	X	X	X	X	X	X	X	0.0
I. Eligible Days In Res Fac	0.0	0.0	0.0	0.0	0.0	0.0	0.0	0.0
J. Elig Days Preg Rel Serv	0.0	0.0	0.0	0.0	0.0	0.0	0.0	0.0
K. Elig Days SpecEd main	3,386.0	2,141.0	3,408.0	0.0	0.0	0.0	0.0	8,935.0
L.1 BE - Bil/ESL Refined ADA	31.853	24.401	15.150	0.000	0.000	0.000	0.000	71.404
L.2 D1 - Bil Dual Lang Refined ADA	0.000	0.000	0.000	0.000	0.000	0.000	0.000	0.000
L.3 D2 (EB) - Bil Dual Lang Refined ADA	0.000	0.000	0.000	0.000	0.000	0.000	0.000	0.000
L.4 D2 (Non-EB) - Bil Dual Lang Refined ADA	0.000	0.000	0.000	0.000	0.000	0.000	0.000	0.000
M. Res Fac Refined ADA	0.000	0.000	0.000	0.000	0.000	0.000	0.000	0.000
N. SpecEd Main Refined ADA	18.808	11.886	18.939	0.000	0.000	0.000	0.000	49.633
O.1 Early Ed Eco Dis Refined ADA	X	X	X	X	X	X	X	0.000
O.2 Early Ed Lang Refined ADA	X	X	X	X	X	X	X	0.000
P. Preg Related Serv FTE	0.000	0.000	0.000	0.000	0.000	0.000	0.000	0.000
Q.1 Career & Technical Ed FTE - Tier 1	0.000	0.000	0.000	0.000	0.000	0.000	0.000	0.000
Q.2 Career & Technical Ed FTE - Tier 2	0.000	12.504	24.698	0.000	0.000	0.000	0.000	37.202
Q.3 Career & Technical Ed FTE - Tier 3	0.000	0.000	0.000	0.000	0.000	0.000	0.000	0.000
R. Special Education FTE	10.119	9.085	7.882	0.000	0.000	0.000	0.000	27.086
S. Regular Program Ref ADA	242.405	218.929	175.027	0.000	0.000	0.000	0.000	636.362
T. Total Refined ADA	252.524	240.518	207.608	0.000	0.000	0.000	0.000	700.650
U. Percent in Attendance	95.270%	94.568%	93.467%	0.000%	0.000%	0.000%	0.000%	94.489%

NOTE: Detail may not add to totals due to rounding.

NOTE 2: The following reports should be reviewed concurrently to verify attendance data: PDM3-130-001, PDM3-130-002 & PDM3-130-004.

NOTE 3: This report has been expanded to include attendance fields that were implemented for remote learning. In addition to a combined All Methods page, this report has separate pages for each remote learning instructional method for all rows, excluding Days Taught, Days Membership, Total Days Absent, Total Days Present, Total Ineligible Days, and Percent in Attendance.

This report displays the data for SUMR 2023 - 2024 that was accepted by the ESC on 07/23/24 03:37 PM.

PRINCIPAL'S REPORT OF STUDENT ATTENDANCE

Campus-level Data | All Methods (Combined)

Campuses: All Campuses

2023 - 2024 Summer Collection, Accepted Submission

LEA: 061901 - DENTON ISD  
Campus: 061901102 - HOUSTON EL

Instruction Method: All Methods (Combined)

Total Grade Summary

	EE	PK	KG	01	02	03	04	05
B. Days Membership	958.0	4,825.0	14,311.0	14,010.0	16,530.0	13,676.0	14,920.0	15,446.0
C. Total Days Absent	35.5	199.0	708.0	761.0	747.0	608.0	685.0	754.0
D. Total Days Present	922.5	4,626.0	13,603.0	13,249.0	15,783.0	13,068.0	14,235.0	14,692.0
E. Total Ineligible Days	873.5	177.5	0.0	0.0	0.0	0.0	0.0	0.0
F. Total Eligible Days	49.0	4,448.5	13,603.0	13,249.0	15,783.0	13,068.0	14,235.0	14,692.0
G.1 BE - Elig Days Bilingual/ESL	0.0	704.5	2,609.0	1,260.0	1,563.0	2,209.0	1,001.0	1,212.0
G.2 D1 - Elig Days Bil Dual Lang	0.0	0.0	16.0	0.0	0.0	0.0	1.0	0.0
G.3 D2 (EB) - Elig Days Bil Dual Lang	0.0	0.0	0.0	0.0	0.0	0.0	0.0	0.0
G.4 D2 (Non-EB) - Elig Days Bil Dual Lang	0.0	0.0	0.0	0.0	0.0	0.0	0.0	0.0
H.1 Early Ed Eco Dis Elig Days	X	X	4,840.0	6,462.0	5,843.0	5,717.0	X	X
H.2 Early Ed Lang Elig Days	X	X	2,667.0	1,260.0	1,567.0	2,209.0	X	X
I. Eligible Days In Res Fac	0.0	0.0	0.0	0.0	0.0	0.0	0.0	0.0
J. Elig Days Preg Rel Serv	0.0	0.0	0.0	0.0	0.0	0.0	0.0	0.0
K. Elig Days SpecEd main	0.0	0.0	562.0	174.0	691.0	481.0	312.0	999.0
L.1 BE - Bil/ESL Refined ADA	0.000	3.919	14.502	6.989	8.686	12.268	5.542	6.737
L.2 D1 - Bil Dual Lang Refined ADA	0.000	0.000	0.092	0.000	0.000	0.000	0.006	0.000
L.3 D2 (EB) - Bil Dual Lang Refined ADA	0.000	0.000	0.000	0.000	0.000	0.000	0.000	0.000
L.4 D2 (Non-EB) - Bil Dual Lang Refined ADA	0.000	0.000	0.000	0.000	0.000	0.000	0.000	0.000
M. Res Fac Refined ADA	0.000	0.000	0.000	0.000	0.000	0.000	0.000	0.000
N. SpecEd Main Refined ADA	0.000	0.000	3.115	0.966	3.838	2.674	1.737	5.548
O.1 Early Ed Eco Dis Refined ADA	X	X	26.881	35.888	32.446	31.779	X	X
O.2 Early Ed Lang Refined ADA	X	X	14.820	6.989	8.708	12.268	X	X
P. Preg Related Serv FTE	0.000	0.000	0.000	0.000	0.000	0.000	0.000	0.000
Q.1 Career & Technical Ed FTE - Tier 1	0.000	0.000	0.000	0.000	0.000	0.000	0.000	0.000
Q.2 Career & Technical Ed FTE - Tier 2	0.000	0.000	0.000	0.000	0.000	0.000	0.000	0.000
Q.3 Career & Technical Ed FTE - Tier 3	0.000	0.000	0.000	0.000	0.000	0.000	0.000	0.000
R. Special Education FTE	0.011	3.425	2.287	2.823	7.708	5.815	5.875	3.258
S. Regular Program Ref ADA	0.255	21.274	73.257	70.748	79.935	66.802	73.149	78.342
T. Total Refined ADA	0.266	24.699	75.544	73.571	87.643	72.616	79.024	81.600
U. Percent in Attendance	96.294%	95.876%	95.053%	94.568%	95.481%	95.554%	95.409%	95.118%

NOTE: Detail may not add to totals due to rounding.

NOTE 2: The following reports should be reviewed concurrently to verify attendance data: PDM3-130-001, PDM3-130-002 & PDM3-130-004.

NOTE 3: This report has been expanded to include attendance fields that were implemented for remote learning. In addition to a combined All Methods page, this report has separate pages for each remote learning instructional method for all rows, excluding Days Taught, Days Membership, Total Days Absent, Total Days Present, Total Ineligible Days, and Percent in Attendance. This report displays the data for SUMR 2023 - 2024 that was accepted by the ESC on 07/23/24 03:37 PM.

PRINCIPAL'S REPORT OF STUDENT ATTENDANCE

Campus-level Data | All Methods (Combined)

Campuses: All Campuses

2023 - 2024 Summer Collection, Accepted Submission

LEA: 061901 - DENTON ISD  
Campus: 061901102 - HOUSTON EL

Instruction Method: All Methods (Combined)

Total Grade Summary

	06	07	08	09	10	11	12	Total
B. Days Membership	0.0	0.0	0.0	0.0	0.0	0.0	0.0	94,676.0
C. Total Days Absent	0.0	0.0	0.0	0.0	0.0	0.0	0.0	4,497.5
D. Total Days Present	0.0	0.0	0.0	0.0	0.0	0.0	0.0	90,178.5
E. Total Ineligible Days	0.0	0.0	0.0	0.0	0.0	0.0	0.0	1,051.0
F. Total Eligible Days	0.0	0.0	0.0	0.0	0.0	0.0	0.0	89,127.5
G.1 BE - Elig Days Bilingual/ESL	0.0	0.0	0.0	0.0	0.0	0.0	0.0	10,558.5
G.2 D1 - Elig Days Bil Dual Lang	0.0	0.0	0.0	0.0	0.0	0.0	0.0	17.0
G.3 D2 (EB) - Elig Days Bil Dual Lang	0.0	0.0	0.0	0.0	0.0	0.0	0.0	0.0
G.4 D2 (Non-EB) - Elig Days Bil Dual Lang	0.0	0.0	0.0	0.0	0.0	0.0	0.0	0.0
H.1 Early Ed Eco Dis Elig Days	X	X	X	X	X	X	X	22,862.0
H.2 Early Ed Lang Elig Days	X	X	X	X	X	X	X	7,703.0
I. Eligible Days In Res Fac	0.0	0.0	0.0	0.0	0.0	0.0	0.0	0.0
J. Elig Days Preg Rel Serv	0.0	0.0	0.0	0.0	0.0	0.0	0.0	0.0
K. Elig Days SpecEd main	0.0	0.0	0.0	0.0	0.0	0.0	0.0	3,219.0
L.1 BE - Bil/ESL Refined ADA	0.000	0.000	0.000	0.000	0.000	0.000	0.000	58.644
L.2 D1 - Bil Dual Lang Refined ADA	0.000	0.000	0.000	0.000	0.000	0.000	0.000	0.098
L.3 D2 (EB) - Bil Dual Lang Refined ADA	0.000	0.000	0.000	0.000	0.000	0.000	0.000	0.000
L.4 D2 (Non-EB) - Bil Dual Lang Refined ADA	0.000	0.000	0.000	0.000	0.000	0.000	0.000	0.000
M. Res Fac Refined ADA	0.000	0.000	0.000	0.000	0.000	0.000	0.000	0.000
N. SpecEd Main Refined ADA	0.000	0.000	0.000	0.000	0.000	0.000	0.000	17.879
O.1 Early Ed Eco Dis Refined ADA	X	X	X	X	X	X	X	126.994
O.2 Early Ed Lang Refined ADA	X	X	X	X	X	X	X	42.784
P. Preg Related Serv FTE	0.000	0.000	0.000	0.000	0.000	0.000	0.000	0.000
Q.1 Career & Technical Ed FTE - Tier 1	0.000	0.000	0.000	0.000	0.000	0.000	0.000	0.000
Q.2 Career & Technical Ed FTE - Tier 2	0.000	0.000	0.000	0.000	0.000	0.000	0.000	0.000
Q.3 Career & Technical Ed FTE - Tier 3	0.000	0.000	0.000	0.000	0.000	0.000	0.000	0.000
R. Special Education FTE	0.000	0.000	0.000	0.000	0.000	0.000	0.000	31.202
S. Regular Program Ref ADA	0.000	0.000	0.000	0.000	0.000	0.000	0.000	463.761
T. Total Refined ADA	0.000	0.000	0.000	0.000	0.000	0.000	0.000	494.963
U. Percent in Attendance	0.000%	0.000%	0.000%	0.000%	0.000%	0.000%	0.000%	95.250%

NOTE: Detail may not add to totals due to rounding.

NOTE 2: The following reports should be reviewed concurrently to verify attendance data: PDM3-130-001, PDM3-130-002 & PDM3-130-004.

NOTE 3: This report has been expanded to include attendance fields that were implemented for remote learning. In addition to a combined All Methods page, this report has separate pages for each remote learning instructional method for all rows, excluding Days Taught, Days Membership, Total Days Absent, Total Days Present, Total Ineligible Days, and Percent in Attendance. This report displays the data for SUMR 2023 - 2024 that was accepted by the ESC on 07/23/24 03:37 PM.



PRINCIPAL'S REPORT OF STUDENT ATTENDANCE

Campus-level Data | All Methods (Combined)

Campuses: All Campuses

2023 - 2024 Summer Collection, Accepted Submission

LEA: 061901 - DENTON ISD

Campus: 061901104 - ALICE MOORE ALEXANDER

Instruction Method: All Methods (Combined)

Total Grade Summary

	EE	PK	KG	01	02	03	04	05
B. Days Membership	180.0	6,253.0	14,869.0	15,499.0	17,790.0	18,236.0	15,064.0	16,877.0
C. Total Days Absent	14.0	247.5	885.0	1,000.0	917.0	898.0	649.0	674.0
D. Total Days Present	166.0	6,005.5	13,984.0	14,499.0	16,873.0	17,338.0	14,415.0	16,203.0
E. Total Ineligible Days	0.0	350.5	0.0	0.0	0.0	0.0	0.0	0.0
F. Total Eligible Days	166.0	5,655.0	13,984.0	14,499.0	16,873.0	17,338.0	14,415.0	16,203.0
G.1 BE - Elig Days Bilingual/ESL	0.0	2,018.0	293.0	1,008.0	1,528.0	1,161.0	526.0	875.0
G.2 D1 - Elig Days Bil Dual Lang	0.0	341.5	4,454.0	4,969.0	4,285.0	7,623.0	4,599.0	6,538.0
G.3 D2 (EB) - Elig Days Bil Dual Lang	0.0	0.0	0.0	0.0	0.0	0.0	0.0	0.0
G.4 D2 (Non-EB) - Elig Days Bil Dual Lang	0.0	0.0	0.0	0.0	0.0	0.0	0.0	0.0
H.1 Early Ed Eco Dis Elig Days	X	X	10,158.0	9,923.0	12,806.0	12,574.0	X	X
H.2 Early Ed Lang Elig Days	X	X	4,846.0	5,989.0	5,837.0	8,807.0	X	X
I. Eligible Days In Res Fac	0.0	0.0	0.0	0.0	0.0	0.0	0.0	0.0
J. Elig Days Preg Rel Serv	0.0	0.0	0.0	0.0	0.0	0.0	0.0	0.0
K. Elig Days SpecEd main	0.0	0.0	409.0	206.0	0.0	264.0	502.0	0.0
L.1 BE - Bil/ESL Refined ADA	0.000	11.218	1.630	5.598	8.494	6.451	2.922	4.860
L.2 D1 - Bil Dual Lang Refined ADA	0.000	1.868	24.745	27.592	23.808	42.356	25.520	36.316
L.3 D2 (EB) - Bil Dual Lang Refined ADA	0.000	0.000	0.000	0.000	0.000	0.000	0.000	0.000
L.4 D2 (Non-EB) - Bil Dual Lang Refined ADA	0.000	0.000	0.000	0.000	0.000	0.000	0.000	0.000
M. Res Fac Refined ADA	0.000	0.000	0.000	0.000	0.000	0.000	0.000	0.000
N. SpecEd Main Refined ADA	0.000	0.000	2.276	1.144	0.000	1.463	2.779	0.000
O.1 Early Ed Eco Dis Refined ADA	X	X	56.429	55.096	71.157	69.842	X	X
O.2 Early Ed Lang Refined ADA	X	X	26.919	33.253	32.431	48.932	X	X
P. Preg Related Serv FTE	0.000	0.000	0.000	0.000	0.000	0.000	0.000	0.000
Q.1 Career & Technical Ed FTE - Tier 1	0.000	0.000	0.000	0.000	0.000	0.000	0.000	0.000
Q.2 Career & Technical Ed FTE - Tier 2	0.000	0.000	0.000	0.000	0.000	0.000	0.000	0.000
Q.3 Career & Technical Ed FTE - Tier 3	0.000	0.000	0.000	0.000	0.000	0.000	0.000	0.000
R. Special Education FTE	0.239	0.178	1.499	2.781	10.455	6.187	6.193	7.976
S. Regular Program Ref ADA	0.683	31.210	76.181	77.725	83.291	90.113	73.858	82.009
T. Total Refined ADA	0.922	31.389	77.680	80.506	93.747	96.300	80.051	89.986
U. Percent in Attendance	92.222%	96.042%	94.048%	93.548%	94.845%	95.076%	95.692%	96.006%

NOTE: Detail may not add to totals due to rounding.

NOTE 2: The following reports should be reviewed concurrently to verify attendance data: PDM3-130-001, PDM3-130-002 & PDM3-130-004.

NOTE 3: This report has been expanded to include attendance fields that were implemented for remote learning. In addition to a combined All Methods page, this report has separate pages for each remote learning instructional method for all rows, excluding Days Taught, Days Membership, Total Days Absent, Total Days Present, Total Ineligible Days, and Percent in Attendance.

This report displays the data for SUMR 2023 - 2024 that was accepted by the ESC on 07/23/24 03:37 PM.

PRINCIPAL'S REPORT OF STUDENT ATTENDANCE

Campus-level Data | All Methods (Combined)

Campuses: All Campuses

2023 - 2024 Summer Collection, Accepted Submission

LEA: 061901 - DENTON ISD

Campus: 061901104 - ALICE MOORE ALEXANDER

Instruction Method: All Methods (Combined)

Total Grade Summary

	06	07	08	09	10	11	12	Total
B. Days Membership	0.0	0.0	0.0	0.0	0.0	0.0	0.0	104,768.0
C. Total Days Absent	0.0	0.0	0.0	0.0	0.0	0.0	0.0	5,284.5
D. Total Days Present	0.0	0.0	0.0	0.0	0.0	0.0	0.0	99,483.5
E. Total Ineligible Days	0.0	0.0	0.0	0.0	0.0	0.0	0.0	350.5
F. Total Eligible Days	0.0	0.0	0.0	0.0	0.0	0.0	0.0	99,133.0
G.1 BE - Elig Days Bilingual/ESL	0.0	0.0	0.0	0.0	0.0	0.0	0.0	7,409.0
G.2 D1 - Elig Days Bil Dual Lang	0.0	0.0	0.0	0.0	0.0	0.0	0.0	32,809.5
G.3 D2 (EB) - Elig Days Bil Dual Lang	0.0	0.0	0.0	0.0	0.0	0.0	0.0	0.0
G.4 D2 (Non-EB) - Elig Days Bil Dual Lang	0.0	0.0	0.0	0.0	0.0	0.0	0.0	0.0
H.1 Early Ed Eco Dis Elig Days	X	X	X	X	X	X	X	45,461.0
H.2 Early Ed Lang Elig Days	X	X	X	X	X	X	X	25,479.0
I. Eligible Days In Res Fac	0.0	0.0	0.0	0.0	0.0	0.0	0.0	0.0
J. Elig Days Preg Rel Serv	0.0	0.0	0.0	0.0	0.0	0.0	0.0	0.0
K. Elig Days SpecEd main	0.0	0.0	0.0	0.0	0.0	0.0	0.0	1,381.0
L.1 BE - Bil/ESL Refined ADA	0.000	0.000	0.000	0.000	0.000	0.000	0.000	41.175
L.2 D1 - Bil Dual Lang Refined ADA	0.000	0.000	0.000	0.000	0.000	0.000	0.000	182.206
L.3 D2 (EB) - Bil Dual Lang Refined ADA	0.000	0.000	0.000	0.000	0.000	0.000	0.000	0.000
L.4 D2 (Non-EB) - Bil Dual Lang Refined ADA	0.000	0.000	0.000	0.000	0.000	0.000	0.000	0.000
M. Res Fac Refined ADA	0.000	0.000	0.000	0.000	0.000	0.000	0.000	0.000
N. SpecEd Main Refined ADA	0.000	0.000	0.000	0.000	0.000	0.000	0.000	7.663
O.1 Early Ed Eco Dis Refined ADA	X	X	X	X	X	X	X	252.525
O.2 Early Ed Lang Refined ADA	X	X	X	X	X	X	X	141.535
P. Preg Related Serv FTE	0.000	0.000	0.000	0.000	0.000	0.000	0.000	0.000
Q.1 Career & Technical Ed FTE - Tier 1	0.000	0.000	0.000	0.000	0.000	0.000	0.000	0.000
Q.2 Career & Technical Ed FTE - Tier 2	0.000	0.000	0.000	0.000	0.000	0.000	0.000	0.000
Q.3 Career & Technical Ed FTE - Tier 3	0.000	0.000	0.000	0.000	0.000	0.000	0.000	0.000
R. Special Education FTE	0.000	0.000	0.000	0.000	0.000	0.000	0.000	35.507
S. Regular Program Ref ADA	0.000	0.000	0.000	0.000	0.000	0.000	0.000	515.072
T. Total Refined ADA	0.000	0.000	0.000	0.000	0.000	0.000	0.000	550.579
U. Percent in Attendance	0.000%	0.000%	0.000%	0.000%	0.000%	0.000%	0.000%	94.956%

NOTE: Detail may not add to totals due to rounding.

NOTE 2: The following reports should be reviewed concurrently to verify attendance data: PDM3-130-001, PDM3-130-002 & PDM3-130-004.

NOTE 3: This report has been expanded to include attendance fields that were implemented for remote learning. In addition to a combined All Methods page, this report has separate pages for each remote learning instructional method for all rows, excluding Days Taught, Days Membership, Total Days Absent, Total Days Present, Total Ineligible Days, and Percent in Attendance.

This report displays the data for SUMR 2023 - 2024 that was accepted by the ESC on 07/23/24 03:37 PM.

PRINCIPAL'S REPORT OF STUDENT ATTENDANCE

Campus-level Data | All Methods (Combined)

Campuses: All Campuses

2023 - 2024 Summer Collection, Accepted Submission

LEA: 061901 - DENTON ISD  
Campus: 061901105 - HODGE EL

Instruction Method: All Methods (Combined)

Total Grade Summary

	EE	PK	KG	01	02	03	04	05
B. Days Membership	26.0	3,187.0	16,522.0	17,979.0	18,109.0	20,379.0	20,072.0	19,931.0
C. Total Days Absent	0.0	80.0	1,066.0	966.0	1,034.0	1,186.0	914.0	966.0
D. Total Days Present	26.0	3,107.0	15,456.0	17,013.0	17,075.0	19,193.0	19,158.0	18,965.0
E. Total Ineligible Days	0.0	0.0	0.0	0.0	0.0	0.0	0.0	0.0
F. Total Eligible Days	26.0	3,107.0	15,456.0	17,013.0	17,075.0	19,193.0	19,158.0	18,965.0
G.1 BE - Elig Days Bilingual/ESL	0.0	0.0	532.0	488.0	381.0	315.0	1,230.0	3,950.0
G.2 D1 - Elig Days Bil Dual Lang	0.0	3,097.5	6,937.0	5,908.0	6,467.0	5,910.0	6,083.0	5,890.0
G.3 D2 (EB) - Elig Days Bil Dual Lang	0.0	0.0	1,586.0	3,647.0	2,929.0	3,039.0	3,713.0	107.0
G.4 D2 (Non-EB) - Elig Days Bil Dual Lang	0.0	0.0	2,878.0	2,863.0	2,715.0	2,036.0	1,374.0	2,431.0
H.1 Early Ed Eco Dis Elig Days	X	X	12,226.0	13,629.0	14,401.0	14,794.0	X	X
H.2 Early Ed Lang Elig Days	X	X	9,289.0	10,097.0	9,871.0	9,311.0	X	X
I. Eligible Days In Res Fac	0.0	0.0	0.0	0.0	0.0	0.0	0.0	0.0
J. Elig Days Preg Rel Serv	0.0	0.0	0.0	0.0	0.0	0.0	0.0	0.0
K. Elig Days SpecEd main	0.0	0.0	43.0	60.0	88.0	550.0	151.0	1,111.0
L.1 BE - Bil/ESL Refined ADA	0.000	0.000	2.964	2.711	2.118	1.751	6.832	21.944
L.2 D1 - Bil Dual Lang Refined ADA	0.000	17.207	38.567	32.845	35.887	32.862	33.814	32.752
L.3 D2 (EB) - Bil Dual Lang Refined ADA	0.000	0.000	8.821	20.250	16.273	16.878	20.631	0.595
L.4 D2 (Non-EB) - Bil Dual Lang Refined ADA	0.000	0.000	16.006	15.916	15.080	11.304	7.629	13.507
M. Res Fac Refined ADA	0.000	0.000	0.000	0.000	0.000	0.000	0.000	0.000
N. SpecEd Main Refined ADA	0.000	0.000	0.237	0.333	0.481	3.054	0.832	6.169
O.1 Early Ed Eco Dis Refined ADA	X	X	67.924	75.709	79.964	82.200	X	X
O.2 Early Ed Lang Refined ADA	X	X	51.618	56.099	54.800	51.755	X	X
P. Preg Related Serv FTE	0.000	0.000	0.000	0.000	0.000	0.000	0.000	0.000
Q.1 Career & Technical Ed FTE - Tier 1	0.000	0.000	0.000	0.000	0.000	0.000	0.000	0.000
Q.2 Career & Technical Ed FTE - Tier 2	0.000	0.000	0.000	0.000	0.000	0.000	0.000	0.000
Q.3 Career & Technical Ed FTE - Tier 3	0.000	0.000	0.000	0.000	0.000	0.000	0.000	0.000
R. Special Education FTE	0.006	0.071	4.310	5.312	6.236	8.838	12.928	9.543
S. Regular Program Ref ADA	0.138	17.190	81.566	89.193	88.588	97.803	93.536	95.847
T. Total Refined ADA	0.144	17.261	85.876	94.505	94.824	106.641	106.464	105.390
U. Percent in Attendance	100.000%	97.490%	93.548%	94.627%	94.290%	94.180%	95.446%	95.153%

NOTE: Detail may not add to totals due to rounding.

NOTE 2: The following reports should be reviewed concurrently to verify attendance data: PDM3-130-001, PDM3-130-002 & PDM3-130-004.

NOTE 3: This report has been expanded to include attendance fields that were implemented for remote learning. In addition to a combined All Methods page, this report has separate pages for each remote learning instructional method for all rows, excluding Days Taught, Days Membership, Total Days Absent, Total Days Present, Total Ineligible Days, and Percent in Attendance.

This report displays the data for SUMR 2023 - 2024 that was accepted by the ESC on 07/23/24 03:37 PM.

PRINCIPAL'S REPORT OF STUDENT ATTENDANCE

Campus-level Data | All Methods (Combined)

Campuses: All Campuses

2023 - 2024 Summer Collection, Accepted Submission

LEA: 061901 - DENTON ISD  
Campus: 061901105 - HODGE EL

Instruction Method: All Methods (Combined)

Total Grade Summary

	06	07	08	09	10	11	12	Total
B. Days Membership	0.0	0.0	0.0	0.0	0.0	0.0	0.0	116,205.0
C. Total Days Absent	0.0	0.0	0.0	0.0	0.0	0.0	0.0	6,212.0
D. Total Days Present	0.0	0.0	0.0	0.0	0.0	0.0	0.0	109,993.0
E. Total Ineligible Days	0.0	0.0	0.0	0.0	0.0	0.0	0.0	0.0
F. Total Eligible Days	0.0	0.0	0.0	0.0	0.0	0.0	0.0	109,993.0
G.1 BE - Elig Days Bilingual/ESL	0.0	0.0	0.0	0.0	0.0	0.0	0.0	6,896.0
G.2 D1 - Elig Days Bil Dual Lang	0.0	0.0	0.0	0.0	0.0	0.0	0.0	40,292.5
G.3 D2 (EB) - Elig Days Bil Dual Lang	0.0	0.0	0.0	0.0	0.0	0.0	0.0	15,021.0
G.4 D2 (Non-EB) - Elig Days Bil Dual Lang	0.0	0.0	0.0	0.0	0.0	0.0	0.0	14,297.0
H.1 Early Ed Eco Dis Elig Days	X	X	X	X	X	X	X	55,050.0
H.2 Early Ed Lang Elig Days	X	X	X	X	X	X	X	38,568.0
I. Eligible Days In Res Fac	0.0	0.0	0.0	0.0	0.0	0.0	0.0	0.0
J. Elig Days Preg Rel Serv	0.0	0.0	0.0	0.0	0.0	0.0	0.0	0.0
K. Elig Days SpecEd main	0.0	0.0	0.0	0.0	0.0	0.0	0.0	2,003.0
L.1 BE - Bil/ESL Refined ADA	0.000	0.000	0.000	0.000	0.000	0.000	0.000	38.321
L.2 D1 - Bil Dual Lang Refined ADA	0.000	0.000	0.000	0.000	0.000	0.000	0.000	223.932
L.3 D2 (EB) - Bil Dual Lang Refined ADA	0.000	0.000	0.000	0.000	0.000	0.000	0.000	83.448
L.4 D2 (Non-EB) - Bil Dual Lang Refined ADA	0.000	0.000	0.000	0.000	0.000	0.000	0.000	79.442
M. Res Fac Refined ADA	0.000	0.000	0.000	0.000	0.000	0.000	0.000	0.000
N. SpecEd Main Refined ADA	0.000	0.000	0.000	0.000	0.000	0.000	0.000	11.106
O.1 Early Ed Eco Dis Refined ADA	X	X	X	X	X	X	X	305.797
O.2 Early Ed Lang Refined ADA	X	X	X	X	X	X	X	214.273
P. Preg Related Serv FTE	0.000	0.000	0.000	0.000	0.000	0.000	0.000	0.000
Q.1 Career & Technical Ed FTE - Tier 1	0.000	0.000	0.000	0.000	0.000	0.000	0.000	0.000
Q.2 Career & Technical Ed FTE - Tier 2	0.000	0.000	0.000	0.000	0.000	0.000	0.000	0.000
Q.3 Career & Technical Ed FTE - Tier 3	0.000	0.000	0.000	0.000	0.000	0.000	0.000	0.000
R. Special Education FTE	0.000	0.000	0.000	0.000	0.000	0.000	0.000	47.245
S. Regular Program Ref ADA	0.000	0.000	0.000	0.000	0.000	0.000	0.000	563.861
T. Total Refined ADA	0.000	0.000	0.000	0.000	0.000	0.000	0.000	611.106
U. Percent in Attendance	0.000%	0.000%	0.000%	0.000%	0.000%	0.000%	0.000%	94.654%

NOTE: Detail may not add to totals due to rounding.

NOTE 2: The following reports should be reviewed concurrently to verify attendance data: PDM3-130-001, PDM3-130-002 & PDM3-130-004.

NOTE 3: This report has been expanded to include attendance fields that were implemented for remote learning. In addition to a combined All Methods page, this report has separate pages for each remote learning instructional method for all rows, excluding Days Taught, Days Membership, Total Days Absent, Total Days Present, Total Ineligible Days, and Percent in Attendance. This report displays the data for SUMR 2023 - 2024 that was accepted by the ESC on 07/23/24 03:37 PM.

PRINCIPAL'S REPORT OF STUDENT ATTENDANCE

Campus-level Data | All Methods (Combined)

Campuses: All Campuses

2023 - 2024 Summer Collection, Accepted Submission

LEA: 061901 - DENTON ISD

Campus: 061901106 - MCNAIR EL

Instruction Method: All Methods (Combined)

Total Grade Summary

	EE	PK	KG	01	02	03	04	05
B. Days Membership	0.0	3,324.0	13,918.0	17,299.0	14,753.0	17,331.0	18,077.0	17,776.0
C. Total Days Absent	0.0	73.5	754.0	972.0	639.0	703.0	731.0	857.0
D. Total Days Present	0.0	3,250.5	13,164.0	16,327.0	14,114.0	16,628.0	17,346.0	16,919.0
E. Total Ineligible Days	0.0	0.0	0.0	0.0	0.0	0.0	0.0	0.0
F. Total Eligible Days	0.0	3,250.5	13,164.0	16,327.0	14,114.0	16,628.0	17,346.0	16,919.0
G.1 BE - Elig Days Bilingual/ESL	0.0	3,162.0	1,112.0	570.0	1,028.0	897.0	803.0	1,157.0
G.2 D1 - Elig Days Bil Dual Lang	0.0	46.5	3,036.0	4,108.0	3,045.0	3,979.0	3,857.0	2,149.0
G.3 D2 (EB) - Elig Days Bil Dual Lang	0.0	0.0	0.0	0.0	0.0	0.0	0.0	0.0
G.4 D2 (Non-EB) - Elig Days Bil Dual Lang	0.0	0.0	0.0	0.0	0.0	0.0	0.0	0.0
H.1 Early Ed Eco Dis Elig Days	X	X	7,750.0	10,424.0	7,374.0	8,693.0	X	X
H.2 Early Ed Lang Elig Days	X	X	4,242.0	4,700.0	4,085.0	4,911.0	X	X
I. Eligible Days In Res Fac	0.0	0.0	0.0	0.0	0.0	0.0	0.0	0.0
J. Elig Days Preg Rel Serv	0.0	0.0	0.0	0.0	0.0	0.0	0.0	0.0
K. Elig Days SpecEd main	0.0	0.0	118.0	0.0	232.0	735.0	693.0	920.0
L.1 BE - Bil/ESL Refined ADA	0.000	17.594	6.170	3.163	5.709	4.987	4.463	6.428
L.2 D1 - Bil Dual Lang Refined ADA	0.000	0.252	16.879	22.796	16.910	22.099	21.403	11.930
L.3 D2 (EB) - Bil Dual Lang Refined ADA	0.000	0.000	0.000	0.000	0.000	0.000	0.000	0.000
L.4 D2 (Non-EB) - Bil Dual Lang Refined ADA	0.000	0.000	0.000	0.000	0.000	0.000	0.000	0.000
M. Res Fac Refined ADA	0.000	0.000	0.000	0.000	0.000	0.000	0.000	0.000
N. SpecEd Main Refined ADA	0.000	0.000	0.661	0.000	1.286	4.083	3.870	5.100
O.1 Early Ed Eco Dis Refined ADA	X	X	43.044	57.874	40.941	48.270	X	X
O.2 Early Ed Lang Refined ADA	X	X	23.565	26.084	22.685	27.286	X	X
P. Preg Related Serv FTE	0.000	0.000	0.000	0.000	0.000	0.000	0.000	0.000
Q.1 Career & Technical Ed FTE - Tier 1	0.000	0.000	0.000	0.000	0.000	0.000	0.000	0.000
Q.2 Career & Technical Ed FTE - Tier 2	0.000	0.000	0.000	0.000	0.000	0.000	0.000	0.000
Q.3 Career & Technical Ed FTE - Tier 3	0.000	0.000	0.000	0.000	0.000	0.000	0.000	0.000
R. Special Education FTE	0.000	0.019	2.476	5.414	3.512	3.373	8.617	4.935
S. Regular Program Ref ADA	0.000	18.053	70.634	85.245	74.861	88.984	87.720	89.004
T. Total Refined ADA	0.000	18.072	73.110	90.659	78.373	92.357	96.337	93.939
U. Percent in Attendance	0.000%	97.789%	94.583%	94.381%	95.669%	95.944%	95.956%	95.179%

NOTE: Detail may not add to totals due to rounding.

NOTE 2: The following reports should be reviewed concurrently to verify attendance data: PDM3-130-001, PDM3-130-002 & PDM3-130-004.

NOTE 3: This report has been expanded to include attendance fields that were implemented for remote learning. In addition to a combined All Methods page, this report has separate pages for each remote learning instructional method for all rows, excluding Days Taught, Days Membership, Total Days Absent, Total Days Present, Total Ineligible Days, and Percent in Attendance.

This report displays the data for SUMR 2023 - 2024 that was accepted by the ESC on 07/23/24 03:37 PM.

PRINCIPAL'S REPORT OF STUDENT ATTENDANCE

Campus-level Data | All Methods (Combined)

Campuses: All Campuses

2023 - 2024 Summer Collection, Accepted Submission

LEA: 061901 - DENTON ISD

Campus: 061901106 - MCNAIR EL

Instruction Method: All Methods (Combined)

Total Grade Summary

	06	07	08	09	10	11	12	Total
B. Days Membership	0.0	0.0	0.0	0.0	0.0	0.0	0.0	102,478.0
C. Total Days Absent	0.0	0.0	0.0	0.0	0.0	0.0	0.0	4,729.5
D. Total Days Present	0.0	0.0	0.0	0.0	0.0	0.0	0.0	97,748.5
E. Total Ineligible Days	0.0	0.0	0.0	0.0	0.0	0.0	0.0	0.0
F. Total Eligible Days	0.0	0.0	0.0	0.0	0.0	0.0	0.0	97,748.5
G.1 BE - Elig Days Bilingual/ESL	0.0	0.0	0.0	0.0	0.0	0.0	0.0	8,729.0
G.2 D1 - Elig Days Bil Dual Lang	0.0	0.0	0.0	0.0	0.0	0.0	0.0	20,220.5
G.3 D2 (EB) - Elig Days Bil Dual Lang	0.0	0.0	0.0	0.0	0.0	0.0	0.0	0.0
G.4 D2 (Non-EB) - Elig Days Bil Dual Lang	0.0	0.0	0.0	0.0	0.0	0.0	0.0	0.0
H.1 Early Ed Eco Dis Elig Days	X	X	X	X	X	X	X	34,241.0
H.2 Early Ed Lang Elig Days	X	X	X	X	X	X	X	17,938.0
I. Eligible Days In Res Fac	0.0	0.0	0.0	0.0	0.0	0.0	0.0	0.0
J. Elig Days Preg Rel Serv	0.0	0.0	0.0	0.0	0.0	0.0	0.0	0.0
K. Elig Days SpecEd main	0.0	0.0	0.0	0.0	0.0	0.0	0.0	2,698.0
L.1 BE - Bil/ESL Refined ADA	0.000	0.000	0.000	0.000	0.000	0.000	0.000	48.514
L.2 D1 - Bil Dual Lang Refined ADA	0.000	0.000	0.000	0.000	0.000	0.000	0.000	112.270
L.3 D2 (EB) - Bil Dual Lang Refined ADA	0.000	0.000	0.000	0.000	0.000	0.000	0.000	0.000
L.4 D2 (Non-EB) - Bil Dual Lang Refined ADA	0.000	0.000	0.000	0.000	0.000	0.000	0.000	0.000
M. Res Fac Refined ADA	0.000	0.000	0.000	0.000	0.000	0.000	0.000	0.000
N. SpecEd Main Refined ADA	0.000	0.000	0.000	0.000	0.000	0.000	0.000	14.999
O.1 Early Ed Eco Dis Refined ADA	X	X	X	X	X	X	X	190.129
O.2 Early Ed Lang Refined ADA	X	X	X	X	X	X	X	99.620
P. Preg Related Serv FTE	0.000	0.000	0.000	0.000	0.000	0.000	0.000	0.000
Q.1 Career & Technical Ed FTE - Tier 1	0.000	0.000	0.000	0.000	0.000	0.000	0.000	0.000
Q.2 Career & Technical Ed FTE - Tier 2	0.000	0.000	0.000	0.000	0.000	0.000	0.000	0.000
Q.3 Career & Technical Ed FTE - Tier 3	0.000	0.000	0.000	0.000	0.000	0.000	0.000	0.000
R. Special Education FTE	0.000	0.000	0.000	0.000	0.000	0.000	0.000	28.345
S. Regular Program Ref ADA	0.000	0.000	0.000	0.000	0.000	0.000	0.000	514.501
T. Total Refined ADA	0.000	0.000	0.000	0.000	0.000	0.000	0.000	542.847
U. Percent in Attendance	0.000%	0.000%	0.000%	0.000%	0.000%	0.000%	0.000%	95.385%

NOTE: Detail may not add to totals due to rounding.

NOTE 2: The following reports should be reviewed concurrently to verify attendance data: PDM3-130-001, PDM3-130-002 & PDM3-130-004.

NOTE 3: This report has been expanded to include attendance fields that were implemented for remote learning. In addition to a combined All Methods page, this report has separate pages for each remote learning instructional method for all rows, excluding Days Taught, Days Membership, Total Days Absent, Total Days Present, Total Ineligible Days, and Percent in Attendance.

This report displays the data for SUMR 2023 - 2024 that was accepted by the ESC on 07/23/24 03:37 PM.

PRINCIPAL'S REPORT OF STUDENT ATTENDANCE

Campus-level Data | All Methods (Combined)

Campuses: All Campuses

2023 - 2024 Summer Collection, Accepted Submission

LEA: 061901 - DENTON ISD  
Campus: 061901107 - NEWTON RAYZOR EL

Instruction Method: All Methods (Combined)

Total Grade Summary

	EE	PK	KG	01	02	03	04	05
B. Days Membership	0.0	6,074.0	17,391.0	16,340.0	17,418.0	18,277.0	14,894.0	17,683.0
C. Total Days Absent	0.0	233.0	1,053.5	991.0	951.0	872.0	722.0	839.0
D. Total Days Present	0.0	5,841.0	16,337.5	15,349.0	16,467.0	17,405.0	14,172.0	16,844.0
E. Total Ineligible Days	0.0	4.5	0.0	0.0	0.0	0.0	0.0	0.0
F. Total Eligible Days	0.0	5,836.5	16,337.5	15,349.0	16,467.0	17,405.0	14,172.0	16,844.0
G.1 BE - Elig Days Bilingual/ESL	0.0	574.5	426.5	850.0	1,004.0	290.0	1,025.0	339.0
G.2 D1 - Elig Days Bil Dual Lang	0.0	2,623.5	3,632.0	3,126.0	3,004.0	3,504.0	2,334.0	4,334.0
G.3 D2 (EB) - Elig Days Bil Dual Lang	0.0	0.0	0.0	0.0	0.0	0.0	174.0	0.0
G.4 D2 (Non-EB) - Elig Days Bil Dual Lang	0.0	0.0	0.0	0.0	0.0	0.0	0.0	0.0
H.1 Early Ed Eco Dis Elig Days	X	X	8,354.0	7,662.0	9,472.0	9,524.0	X	X
H.2 Early Ed Lang Elig Days	X	X	4,135.5	4,003.0	4,022.0	3,805.0	X	X
I. Eligible Days In Res Fac	0.0	0.0	0.0	0.0	0.0	0.0	0.0	0.0
J. Elig Days Preg Rel Serv	0.0	0.0	0.0	0.0	0.0	0.0	0.0	0.0
K. Elig Days SpecEd main	0.0	82.0	345.0	238.0	304.0	1,277.0	211.0	1,260.0
L.1 BE - Bil/ESL Refined ADA	0.000	3.184	2.376	4.725	5.577	1.620	5.693	1.882
L.2 D1 - Bil Dual Lang Refined ADA	0.000	14.543	20.195	17.360	16.691	19.444	12.970	24.071
L.3 D2 (EB) - Bil Dual Lang Refined ADA	0.000	0.000	0.000	0.000	0.000	0.000	0.968	0.000
L.4 D2 (Non-EB) - Bil Dual Lang Refined ADA	0.000	0.000	0.000	0.000	0.000	0.000	0.000	0.000
M. Res Fac Refined ADA	0.000	0.000	0.000	0.000	0.000	0.000	0.000	0.000
N. SpecEd Main Refined ADA	0.000	0.448	1.917	1.318	1.683	7.099	1.165	7.000
O.1 Early Ed Eco Dis Refined ADA	X	X	46.434	42.557	52.621	52.861	X	X
O.2 Early Ed Lang Refined ADA	X	X	22.986	22.233	22.348	21.126	X	X
P. Preg Related Serv FTE	0.000	0.000	0.000	0.000	0.000	0.000	0.000	0.000
Q.1 Career & Technical Ed FTE - Tier 1	0.000	0.000	0.000	0.000	0.000	0.000	0.000	0.000
Q.2 Career & Technical Ed FTE - Tier 2	0.000	0.000	0.000	0.000	0.000	0.000	0.000	0.000
Q.3 Career & Technical Ed FTE - Tier 3	0.000	0.000	0.000	0.000	0.000	0.000	0.000	0.000
R. Special Education FTE	0.000	0.132	2.256	1.057	4.099	2.669	6.292	2.625
S. Regular Program Ref ADA	0.000	32.253	88.524	84.195	87.388	93.979	72.441	90.924
T. Total Refined ADA	0.000	32.385	90.780	85.252	91.487	96.648	78.734	93.548
U. Percent in Attendance	0.000%	96.164%	93.942%	93.935%	94.540%	95.229%	95.152%	95.255%

NOTE: Detail may not add to totals due to rounding.

NOTE 2: The following reports should be reviewed concurrently to verify attendance data: PDM3-130-001, PDM3-130-002 & PDM3-130-004.

NOTE 3: This report has been expanded to include attendance fields that were implemented for remote learning. In addition to a combined All Methods page, this report has separate pages for each remote learning instructional method for all rows, excluding Days Taught, Days Membership, Total Days Absent, Total Days Present, Total Ineligible Days, and Percent in Attendance.

This report displays the data for SUMR 2023 - 2024 that was accepted by the ESC on 07/23/24 03:37 PM.

PRINCIPAL'S REPORT OF STUDENT ATTENDANCE

Campus-level Data | All Methods (Combined)

Campuses: All Campuses

2023 - 2024 Summer Collection, Accepted Submission

LEA: 061901 - DENTON ISD  
Campus: 061901107 - NEWTON RAYZOR EL

Instruction Method: All Methods (Combined)

Total Grade Summary

	06	07	08	09	10	11	12	Total
B. Days Membership	0.0	0.0	0.0	0.0	0.0	0.0	0.0	108,077.0
C. Total Days Absent	0.0	0.0	0.0	0.0	0.0	0.0	0.0	5,661.5
D. Total Days Present	0.0	0.0	0.0	0.0	0.0	0.0	0.0	102,415.5
E. Total Ineligible Days	0.0	0.0	0.0	0.0	0.0	0.0	0.0	4.5
F. Total Eligible Days	0.0	0.0	0.0	0.0	0.0	0.0	0.0	102,411.0
G.1 BE - Elig Days Bilingual/ESL	0.0	0.0	0.0	0.0	0.0	0.0	0.0	4,509.0
G.2 D1 - Elig Days Bil Dual Lang	0.0	0.0	0.0	0.0	0.0	0.0	0.0	22,557.5
G.3 D2 (EB) - Elig Days Bil Dual Lang	0.0	0.0	0.0	0.0	0.0	0.0	0.0	174.0
G.4 D2 (Non-EB) - Elig Days Bil Dual Lang	0.0	0.0	0.0	0.0	0.0	0.0	0.0	0.0
H.1 Early Ed Eco Dis Elig Days	X	X	X	X	X	X	X	35,012.0
H.2 Early Ed Lang Elig Days	X	X	X	X	X	X	X	15,965.5
I. Eligible Days In Res Fac	0.0	0.0	0.0	0.0	0.0	0.0	0.0	0.0
J. Elig Days Preg Rel Serv	0.0	0.0	0.0	0.0	0.0	0.0	0.0	0.0
K. Elig Days SpecEd main	0.0	0.0	0.0	0.0	0.0	0.0	0.0	3,717.0
L.1 BE - Bil/ESL Refined ADA	0.000	0.000	0.000	0.000	0.000	0.000	0.000	25.056
L.2 D1 - Bil Dual Lang Refined ADA	0.000	0.000	0.000	0.000	0.000	0.000	0.000	125.273
L.3 D2 (EB) - Bil Dual Lang Refined ADA	0.000	0.000	0.000	0.000	0.000	0.000	0.000	0.968
L.4 D2 (Non-EB) - Bil Dual Lang Refined ADA	0.000	0.000	0.000	0.000	0.000	0.000	0.000	0.000
M. Res Fac Refined ADA	0.000	0.000	0.000	0.000	0.000	0.000	0.000	0.000
N. SpecEd Main Refined ADA	0.000	0.000	0.000	0.000	0.000	0.000	0.000	20.630
O.1 Early Ed Eco Dis Refined ADA	X	X	X	X	X	X	X	194.473
O.2 Early Ed Lang Refined ADA	X	X	X	X	X	X	X	88.692
P. Preg Related Serv FTE	0.000	0.000	0.000	0.000	0.000	0.000	0.000	0.000
Q.1 Career & Technical Ed FTE - Tier 1	0.000	0.000	0.000	0.000	0.000	0.000	0.000	0.000
Q.2 Career & Technical Ed FTE - Tier 2	0.000	0.000	0.000	0.000	0.000	0.000	0.000	0.000
Q.3 Career & Technical Ed FTE - Tier 3	0.000	0.000	0.000	0.000	0.000	0.000	0.000	0.000
R. Special Education FTE	0.000	0.000	0.000	0.000	0.000	0.000	0.000	19.130
S. Regular Program Ref ADA	0.000	0.000	0.000	0.000	0.000	0.000	0.000	549.704
T. Total Refined ADA	0.000	0.000	0.000	0.000	0.000	0.000	0.000	568.834
U. Percent in Attendance	0.000%	0.000%	0.000%	0.000%	0.000%	0.000%	0.000%	94.762%

NOTE: Detail may not add to totals due to rounding.

NOTE 2: The following reports should be reviewed concurrently to verify attendance data: PDM3-130-001, PDM3-130-002 & PDM3-130-004.

NOTE 3: This report has been expanded to include attendance fields that were implemented for remote learning. In addition to a combined All Methods page, this report has separate pages for each remote learning instructional method for all rows, excluding Days Taught, Days Membership, Total Days Absent, Total Days Present, Total Ineligible Days, and Percent in Attendance.

This report displays the data for SUMR 2023 - 2024 that was accepted by the ESC on 07/23/24 03:37 PM.



PRINCIPAL'S REPORT OF STUDENT ATTENDANCE

Campus-level Data | All Methods (Combined)

Campuses: All Campuses

2023 - 2024 Summer Collection, Accepted Submission

LEA: 061901 - DENTON ISD  
Campus: 061901108 - RIVERA EL

Instruction Method: All Methods (Combined)

Total Grade Summary

	EE	PK	KG	01	02	03	04	05
B. Days Membership	0.0	5,808.0	18,215.0	20,178.0	20,038.0	17,704.0	14,539.0	19,758.0
C. Total Days Absent	0.0	243.5	1,347.0	1,260.0	1,103.0	952.0	641.0	955.0
D. Total Days Present	0.0	5,564.5	16,868.0	18,918.0	18,935.0	16,752.0	13,898.0	18,803.0
E. Total Ineligible Days	0.0	5.0	0.0	0.0	0.0	0.0	0.0	0.0
F. Total Eligible Days	0.0	5,559.5	16,868.0	18,918.0	18,935.0	16,752.0	13,898.0	18,803.0
G.1 BE - Elig Days Bilingual/ESL	0.0	0.0	581.0	3,213.0	617.0	640.0	4,414.0	5,646.0
G.2 D1 - Elig Days Bil Dual Lang	0.0	2,804.5	4,541.0	2,148.0	4,919.0	3,685.0	102.0	85.0
G.3 D2 (EB) - Elig Days Bil Dual Lang	0.0	0.0	122.0	0.0	0.0	0.0	0.0	0.0
G.4 D2 (Non-EB) - Elig Days Bil Dual Lang	0.0	0.0	0.0	0.0	0.0	0.0	0.0	0.0
H.1 Early Ed Eco Dis Elig Days	X	X	14,979.0	17,152.0	17,277.0	15,217.0	X	X
H.2 Early Ed Lang Elig Days	X	X	5,272.0	5,387.0	5,555.0	4,331.0	X	X
I. Eligible Days In Res Fac	0.0	0.0	0.0	0.0	0.0	0.0	0.0	0.0
J. Elig Days Preg Rel Serv	0.0	0.0	0.0	0.0	0.0	0.0	0.0	0.0
K. Elig Days SpecEd main	0.0	0.0	0.0	190.0	353.0	242.0	905.0	885.0
L.1 BE - Bil/ESL Refined ADA	0.000	0.000	3.222	17.845	3.445	3.562	24.538	31.375
L.2 D1 - Bil Dual Lang Refined ADA	0.000	15.602	25.228	11.936	27.340	20.473	0.559	0.466
L.3 D2 (EB) - Bil Dual Lang Refined ADA	0.000	0.000	0.679	0.000	0.000	0.000	0.000	0.000
L.4 D2 (Non-EB) - Bil Dual Lang Refined ADA	0.000	0.000	0.000	0.000	0.000	0.000	0.000	0.000
M. Res Fac Refined ADA	0.000	0.000	0.000	0.000	0.000	0.000	0.000	0.000
N. SpecEd Main Refined ADA	0.000	0.000	0.000	1.071	1.954	1.348	5.030	4.938
O.1 Early Ed Eco Dis Refined ADA	X	X	83.167	95.295	95.986	84.519	X	X
O.2 Early Ed Lang Refined ADA	X	X	29.285	29.919	30.889	24.069	X	X
P. Preg Related Serv FTE	0.000	0.000	0.000	0.000	0.000	0.000	0.000	0.000
Q.1 Career & Technical Ed FTE - Tier 1	0.000	0.000	0.000	0.000	0.000	0.000	0.000	0.000
Q.2 Career & Technical Ed FTE - Tier 2	0.000	0.000	0.000	0.000	0.000	0.000	0.000	0.000
Q.3 Career & Technical Ed FTE - Tier 3	0.000	0.000	0.000	0.000	0.000	0.000	0.000	0.000
R. Special Education FTE	0.000	0.335	2.616	7.548	5.482	4.844	5.913	11.833
S. Regular Program Ref ADA	0.000	30.513	91.044	97.567	99.721	88.197	71.300	92.596
T. Total Refined ADA	0.000	30.848	93.660	105.115	105.203	93.041	77.213	104.429
U. Percent in Attendance	0.000%	95.808%	92.605%	93.756%	94.495%	94.623%	95.591%	95.167%

NOTE: Detail may not add to totals due to rounding.

NOTE 2: The following reports should be reviewed concurrently to verify attendance data: PDM3-130-001, PDM3-130-002 & PDM3-130-004.

NOTE 3: This report has been expanded to include attendance fields that were implemented for remote learning. In addition to a combined All Methods page, this report has separate pages for each remote learning instructional method for all rows, excluding Days Taught, Days Membership, Total Days Absent, Total Days Present, Total Ineligible Days, and Percent in Attendance.

This report displays the data for SUMR 2023 - 2024 that was accepted by the ESC on 07/23/24 03:37 PM.

PRINCIPAL'S REPORT OF STUDENT ATTENDANCE

Campus-level Data | All Methods (Combined)

Campuses: All Campuses

2023 - 2024 Summer Collection, Accepted Submission

LEA: 061901 - DENTON ISD  
Campus: 061901108 - RIVERA EL

Instruction Method: All Methods (Combined)

Total Grade Summary

	06	07	08	09	10	11	12	Total
B. Days Membership	0.0	0.0	0.0	0.0	0.0	0.0	0.0	116,240.0
C. Total Days Absent	0.0	0.0	0.0	0.0	0.0	0.0	0.0	6,501.5
D. Total Days Present	0.0	0.0	0.0	0.0	0.0	0.0	0.0	109,738.5
E. Total Ineligible Days	0.0	0.0	0.0	0.0	0.0	0.0	0.0	5.0
F. Total Eligible Days	0.0	0.0	0.0	0.0	0.0	0.0	0.0	109,733.5
G.1 BE - Elig Days Bilingual/ESL	0.0	0.0	0.0	0.0	0.0	0.0	0.0	15,111.0
G.2 D1 - Elig Days Bil Dual Lang	0.0	0.0	0.0	0.0	0.0	0.0	0.0	18,284.5
G.3 D2 (EB) - Elig Days Bil Dual Lang	0.0	0.0	0.0	0.0	0.0	0.0	0.0	122.0
G.4 D2 (Non-EB) - Elig Days Bil Dual Lang	0.0	0.0	0.0	0.0	0.0	0.0	0.0	0.0
H.1 Early Ed Eco Dis Elig Days	X	X	X	X	X	X	X	64,625.0
H.2 Early Ed Lang Elig Days	X	X	X	X	X	X	X	20,545.0
I. Eligible Days In Res Fac	0.0	0.0	0.0	0.0	0.0	0.0	0.0	0.0
J. Elig Days Preg Rel Serv	0.0	0.0	0.0	0.0	0.0	0.0	0.0	0.0
K. Elig Days SpecEd main	0.0	0.0	0.0	0.0	0.0	0.0	0.0	2,575.0
L.1 BE - Bil/ESL Refined ADA	0.000	0.000	0.000	0.000	0.000	0.000	0.000	83.987
L.2 D1 - Bil Dual Lang Refined ADA	0.000	0.000	0.000	0.000	0.000	0.000	0.000	101.603
L.3 D2 (EB) - Bil Dual Lang Refined ADA	0.000	0.000	0.000	0.000	0.000	0.000	0.000	0.679
L.4 D2 (Non-EB) - Bil Dual Lang Refined ADA	0.000	0.000	0.000	0.000	0.000	0.000	0.000	0.000
M. Res Fac Refined ADA	0.000	0.000	0.000	0.000	0.000	0.000	0.000	0.000
N. SpecEd Main Refined ADA	0.000	0.000	0.000	0.000	0.000	0.000	0.000	14.342
O.1 Early Ed Eco Dis Refined ADA	X	X	X	X	X	X	X	358.967
O.2 Early Ed Lang Refined ADA	X	X	X	X	X	X	X	114.162
P. Preg Related Serv FTE	0.000	0.000	0.000	0.000	0.000	0.000	0.000	0.000
Q.1 Career & Technical Ed FTE - Tier 1	0.000	0.000	0.000	0.000	0.000	0.000	0.000	0.000
Q.2 Career & Technical Ed FTE - Tier 2	0.000	0.000	0.000	0.000	0.000	0.000	0.000	0.000
Q.3 Career & Technical Ed FTE - Tier 3	0.000	0.000	0.000	0.000	0.000	0.000	0.000	0.000
R. Special Education FTE	0.000	0.000	0.000	0.000	0.000	0.000	0.000	38.570
S. Regular Program Ref ADA	0.000	0.000	0.000	0.000	0.000	0.000	0.000	570.939
T. Total Refined ADA	0.000	0.000	0.000	0.000	0.000	0.000	0.000	609.509
U. Percent in Attendance	0.000%	0.000%	0.000%	0.000%	0.000%	0.000%	0.000%	94.407%

NOTE: Detail may not add to totals due to rounding.

NOTE 2: The following reports should be reviewed concurrently to verify attendance data: PDM3-130-001, PDM3-130-002 & PDM3-130-004.

NOTE 3: This report has been expanded to include attendance fields that were implemented for remote learning. In addition to a combined All Methods page, this report has separate pages for each remote learning instructional method for all rows, excluding Days Taught, Days Membership, Total Days Absent, Total Days Present, Total Ineligible Days, and Percent in Attendance.

This report displays the data for SUMR 2023 - 2024 that was accepted by the ESC on 07/23/24 03:37 PM.

PRINCIPAL'S REPORT OF STUDENT ATTENDANCE

Campus-level Data | All Methods (Combined)

Campuses: All Campuses

2023 - 2024 Summer Collection, Accepted Submission

LEA: 061901 - DENTON ISD  
Campus: 061901109 - NETTE SHULTZ

Instruction Method: All Methods (Combined)

Total Grade Summary

	EE	PK	KG	01	02	03	04	05
B. Days Membership	0.0	3,473.0	20,083.0	20,513.0	22,334.0	19,585.0	19,056.0	21,660.0
C. Total Days Absent	0.0	98.5	1,176.0	929.0	936.0	771.0	846.0	853.0
D. Total Days Present	0.0	3,374.5	18,907.0	19,584.0	21,398.0	18,814.0	18,210.0	20,807.0
E. Total Ineligible Days	0.0	817.5	0.0	0.0	0.0	0.0	0.0	0.0
F. Total Eligible Days	0.0	2,557.0	18,907.0	19,584.0	21,398.0	18,814.0	18,210.0	20,807.0
G.1 BE - Elig Days Bilingual/ESL	0.0	0.0	852.0	331.0	923.0	365.0	270.0	862.0
G.2 D1 - Elig Days Bil Dual Lang	0.0	0.0	58.0	0.0	0.0	26.0	0.0	26.0
G.3 D2 (EB) - Elig Days Bil Dual Lang	0.0	0.0	2,054.0	3,031.0	2,493.0	2,690.0	2,738.0	3,197.0
G.4 D2 (Non-EB) - Elig Days Bil Dual Lang	0.0	0.0	0.0	3,485.0	3,430.0	3,504.0	2,183.0	3,315.0
H.1 Early Ed Eco Dis Elig Days	X	X	8,748.0	8,460.0	10,208.0	8,904.0	X	X
H.2 Early Ed Lang Elig Days	X	X	3,057.0	3,386.0	3,490.0	3,113.0	X	X
I. Eligible Days In Res Fac	0.0	0.0	0.0	0.0	0.0	0.0	0.0	0.0
J. Elig Days Preg Rel Serv	0.0	0.0	0.0	0.0	0.0	0.0	0.0	0.0
K. Elig Days SpecEd main	0.0	105.5	215.0	96.0	172.0	459.0	674.0	1,152.0
L.1 BE - Bil/ESL Refined ADA	0.000	0.000	4.733	1.837	5.123	2.024	1.497	4.789
L.2 D1 - Bil Dual Lang Refined ADA	0.000	0.000	0.323	0.000	0.000	0.144	0.000	0.144
L.3 D2 (EB) - Bil Dual Lang Refined ADA	0.000	0.000	11.414	16.804	13.857	14.946	15.212	17.764
L.4 D2 (Non-EB) - Bil Dual Lang Refined ADA	0.000	0.000	0.000	19.361	19.051	19.462	12.123	18.414
M. Res Fac Refined ADA	0.000	0.000	0.000	0.000	0.000	0.000	0.000	0.000
N. SpecEd Main Refined ADA	0.000	0.584	1.191	0.540	0.955	2.551	3.750	6.420
O.1 Early Ed Eco Dis Refined ADA	X	X	48.544	46.955	56.697	49.455	X	X
O.2 Early Ed Lang Refined ADA	X	X	16.969	18.775	19.384	17.283	X	X
P. Preg Related Serv FTE	0.000	0.000	0.000	0.000	0.000	0.000	0.000	0.000
Q.1 Career & Technical Ed FTE - Tier 1	0.000	0.000	0.000	0.000	0.000	0.000	0.000	0.000
Q.2 Career & Technical Ed FTE - Tier 2	0.000	0.000	0.000	0.000	0.000	0.000	0.000	0.000
Q.3 Career & Technical Ed FTE - Tier 3	0.000	0.000	0.000	0.000	0.000	0.000	0.000	0.000
R. Special Education FTE	0.000	0.000	1.899	3.552	7.154	8.285	5.276	11.255
S. Regular Program Ref ADA	0.000	14.216	103.057	105.178	111.686	96.198	95.867	104.331
T. Total Refined ADA	0.000	14.216	104.955	108.730	118.840	104.483	101.144	115.585
U. Percent in Attendance	0.000%	97.164%	94.144%	95.471%	95.809%	96.063%	95.560%	96.062%

NOTE: Detail may not add to totals due to rounding.

NOTE 2: The following reports should be reviewed concurrently to verify attendance data: PDM3-130-001, PDM3-130-002 & PDM3-130-004.

NOTE 3: This report has been expanded to include attendance fields that were implemented for remote learning. In addition to a combined All Methods page, this report has separate pages for each remote learning instructional method for all rows, excluding Days Taught, Days Membership, Total Days Absent, Total Days Present, Total Ineligible Days, and Percent in Attendance.

This report displays the data for SUMR 2023 - 2024 that was accepted by the ESC on 07/23/24 03:37 PM.

PRINCIPAL'S REPORT OF STUDENT ATTENDANCE

Campus-level Data | All Methods (Combined)

Campuses: All Campuses

2023 - 2024 Summer Collection, Accepted Submission

LEA: 061901 - DENTON ISD  
Campus: 061901109 - NETTE SHULTZ

Instruction Method: All Methods (Combined)

Total Grade Summary

	06	07	08	09	10	11	12	Total
B. Days Membership	0.0	0.0	0.0	0.0	0.0	0.0	0.0	126,704.0
C. Total Days Absent	0.0	0.0	0.0	0.0	0.0	0.0	0.0	5,609.5
D. Total Days Present	0.0	0.0	0.0	0.0	0.0	0.0	0.0	121,094.5
E. Total Ineligible Days	0.0	0.0	0.0	0.0	0.0	0.0	0.0	817.5
F. Total Eligible Days	0.0	0.0	0.0	0.0	0.0	0.0	0.0	120,277.0
G.1 BE - Elig Days Bilingual/ESL	0.0	0.0	0.0	0.0	0.0	0.0	0.0	3,603.0
G.2 D1 - Elig Days Bil Dual Lang	0.0	0.0	0.0	0.0	0.0	0.0	0.0	110.0
G.3 D2 (EB) - Elig Days Bil Dual Lang	0.0	0.0	0.0	0.0	0.0	0.0	0.0	16,203.0
G.4 D2 (Non-EB) - Elig Days Bil Dual Lang	0.0	0.0	0.0	0.0	0.0	0.0	0.0	15,917.0
H.1 Early Ed Eco Dis Elig Days	X	X	X	X	X	X	X	36,320.0
H.2 Early Ed Lang Elig Days	X	X	X	X	X	X	X	13,046.0
I. Eligible Days In Res Fac	0.0	0.0	0.0	0.0	0.0	0.0	0.0	0.0
J. Elig Days Preg Rel Serv	0.0	0.0	0.0	0.0	0.0	0.0	0.0	0.0
K. Elig Days SpecEd main	0.0	0.0	0.0	0.0	0.0	0.0	0.0	2,873.5
L.1 BE - Bil/ESL Refined ADA	0.000	0.000	0.000	0.000	0.000	0.000	0.000	20.002
L.2 D1 - Bil Dual Lang Refined ADA	0.000	0.000	0.000	0.000	0.000	0.000	0.000	0.612
L.3 D2 (EB) - Bil Dual Lang Refined ADA	0.000	0.000	0.000	0.000	0.000	0.000	0.000	89.997
L.4 D2 (Non-EB) - Bil Dual Lang Refined ADA	0.000	0.000	0.000	0.000	0.000	0.000	0.000	88.412
M. Res Fac Refined ADA	0.000	0.000	0.000	0.000	0.000	0.000	0.000	0.000
N. SpecEd Main Refined ADA	0.000	0.000	0.000	0.000	0.000	0.000	0.000	15.991
O.1 Early Ed Eco Dis Refined ADA	X	X	X	X	X	X	X	201.651
O.2 Early Ed Lang Refined ADA	X	X	X	X	X	X	X	72.411
P. Preg Related Serv FTE	0.000	0.000	0.000	0.000	0.000	0.000	0.000	0.000
Q.1 Career & Technical Ed FTE - Tier 1	0.000	0.000	0.000	0.000	0.000	0.000	0.000	0.000
Q.2 Career & Technical Ed FTE - Tier 2	0.000	0.000	0.000	0.000	0.000	0.000	0.000	0.000
Q.3 Career & Technical Ed FTE - Tier 3	0.000	0.000	0.000	0.000	0.000	0.000	0.000	0.000
R. Special Education FTE	0.000	0.000	0.000	0.000	0.000	0.000	0.000	37.421
S. Regular Program Ref ADA	0.000	0.000	0.000	0.000	0.000	0.000	0.000	630.532
T. Total Refined ADA	0.000	0.000	0.000	0.000	0.000	0.000	0.000	667.953
U. Percent in Attendance	0.000%	0.000%	0.000%	0.000%	0.000%	0.000%	0.000%	95.573%

NOTE: Detail may not add to totals due to rounding.

NOTE 2: The following reports should be reviewed concurrently to verify attendance data: PDM3-130-001, PDM3-130-002 & PDM3-130-004.

NOTE 3: This report has been expanded to include attendance fields that were implemented for remote learning. In addition to a combined All Methods page, this report has separate pages for each remote learning instructional method for all rows, excluding Days Taught, Days Membership, Total Days Absent, Total Days Present, Total Ineligible Days, and Percent in Attendance.

This report displays the data for SUMR 2023 - 2024 that was accepted by the ESC on 07/23/24 03:37 PM.

PRINCIPAL'S REPORT OF STUDENT ATTENDANCE

Campus-level Data | All Methods (Combined)

Campuses: All Campuses

2023 - 2024 Summer Collection, Accepted Submission

LEA: 061901 - DENTON ISD  
Campus: 061901110 - GINNINGS EL

Instruction Method: All Methods (Combined)

Total Grade Summary

	EE	PK	KG	01	02	03	04	05
B. Days Membership	0.0	3,216.0	19,124.0	16,936.0	21,507.0	16,528.0	18,506.0	16,615.0
C. Total Days Absent	0.0	84.0	1,157.0	912.0	1,064.0	674.0	938.0	768.0
D. Total Days Present	0.0	3,132.0	17,967.0	16,024.0	20,443.0	15,854.0	17,568.0	15,847.0
E. Total Ineligible Days	0.0	0.0	0.0	0.0	0.0	0.0	0.0	0.0
F. Total Eligible Days	0.0	3,132.0	17,967.0	16,024.0	20,443.0	15,854.0	17,568.0	15,847.0
G.1 BE - Elig Days Bilingual/ESL	0.0	0.0	960.0	6,213.0	1,250.0	870.0	963.0	1,548.0
G.2 D1 - Elig Days Bil Dual Lang	0.0	3,089.0	6,297.0	23.0	5,465.0	4,570.0	5,849.0	4,714.0
G.3 D2 (EB) - Elig Days Bil Dual Lang	0.0	0.0	0.0	0.0	0.0	0.0	0.0	0.0
G.4 D2 (Non-EB) - Elig Days Bil Dual Lang	0.0	0.0	0.0	0.0	0.0	0.0	0.0	0.0
H.1 Early Ed Eco Dis Elig Days	X	X	14,794.0	13,407.0	15,003.0	13,637.0	X	X
H.2 Early Ed Lang Elig Days	X	X	7,480.0	6,261.0	6,757.0	5,449.0	X	X
I. Eligible Days In Res Fac	0.0	0.0	0.0	0.0	0.0	0.0	0.0	0.0
J. Elig Days Preg Rel Serv	0.0	0.0	0.0	0.0	0.0	0.0	0.0	0.0
K. Elig Days SpecEd main	0.0	0.0	255.0	239.0	334.0	466.0	334.0	401.0
L.1 BE - Bil/ESL Refined ADA	0.000	0.000	5.336	34.539	6.951	4.834	5.337	8.598
L.2 D1 - Bil Dual Lang Refined ADA	0.000	17.169	34.998	0.128	30.350	25.392	32.511	26.173
L.3 D2 (EB) - Bil Dual Lang Refined ADA	0.000	0.000	0.000	0.000	0.000	0.000	0.000	0.000
L.4 D2 (Non-EB) - Bil Dual Lang Refined ADA	0.000	0.000	0.000	0.000	0.000	0.000	0.000	0.000
M. Res Fac Refined ADA	0.000	0.000	0.000	0.000	0.000	0.000	0.000	0.000
N. SpecEd Main Refined ADA	0.000	0.000	1.410	1.324	1.857	2.608	1.870	2.230
O.1 Early Ed Eco Dis Refined ADA	X	X	82.142	74.513	83.344	75.739	X	X
O.2 Early Ed Lang Refined ADA	X	X	41.541	34.804	37.533	30.278	X	X
P. Preg Related Serv FTE	0.000	0.000	0.000	0.000	0.000	0.000	0.000	0.000
Q.1 Career & Technical Ed FTE - Tier 1	0.000	0.000	0.000	0.000	0.000	0.000	0.000	0.000
Q.2 Career & Technical Ed FTE - Tier 2	0.000	0.000	0.000	0.000	0.000	0.000	0.000	0.000
Q.3 Career & Technical Ed FTE - Tier 3	0.000	0.000	0.000	0.000	0.000	0.000	0.000	0.000
R. Special Education FTE	0.000	0.062	1.990	1.578	4.484	4.263	8.990	3.660
S. Regular Program Ref ADA	0.000	17.340	97.762	87.458	109.075	83.777	88.593	84.370
T. Total Refined ADA	0.000	17.402	99.752	89.037	113.559	88.040	97.582	88.030
U. Percent in Attendance	0.000%	97.388%	93.950%	94.615%	95.053%	95.922%	94.931%	95.378%

NOTE: Detail may not add to totals due to rounding.

NOTE 2: The following reports should be reviewed concurrently to verify attendance data: PDM3-130-001, PDM3-130-002 & PDM3-130-004.

NOTE 3: This report has been expanded to include attendance fields that were implemented for remote learning. In addition to a combined All Methods page, this report has separate pages for each remote learning instructional method for all rows, excluding Days Taught, Days Membership, Total Days Absent, Total Days Present, Total Ineligible Days, and Percent in Attendance.

This report displays the data for SUMR 2023 - 2024 that was accepted by the ESC on 07/23/24 03:37 PM.

PRINCIPAL'S REPORT OF STUDENT ATTENDANCE

Campus-level Data | All Methods (Combined)

Campuses: All Campuses

2023 - 2024 Summer Collection, Accepted Submission

LEA: 061901 - DENTON ISD  
Campus: 061901110 - GINNINGS EL

Instruction Method: All Methods (Combined)

Total Grade Summary

	06	07	08	09	10	11	12	Total
B. Days Membership	0.0	0.0	0.0	0.0	0.0	0.0	0.0	112,432.0
C. Total Days Absent	0.0	0.0	0.0	0.0	0.0	0.0	0.0	5,597.0
D. Total Days Present	0.0	0.0	0.0	0.0	0.0	0.0	0.0	106,835.0
E. Total Ineligible Days	0.0	0.0	0.0	0.0	0.0	0.0	0.0	0.0
F. Total Eligible Days	0.0	0.0	0.0	0.0	0.0	0.0	0.0	106,835.0
G.1 BE - Elig Days Bilingual/ESL	0.0	0.0	0.0	0.0	0.0	0.0	0.0	11,804.0
G.2 D1 - Elig Days Bil Dual Lang	0.0	0.0	0.0	0.0	0.0	0.0	0.0	30,007.0
G.3 D2 (EB) - Elig Days Bil Dual Lang	0.0	0.0	0.0	0.0	0.0	0.0	0.0	0.0
G.4 D2 (Non-EB) - Elig Days Bil Dual Lang	0.0	0.0	0.0	0.0	0.0	0.0	0.0	0.0
H.1 Early Ed Eco Dis Elig Days	X	X	X	X	X	X	X	56,841.0
H.2 Early Ed Lang Elig Days	X	X	X	X	X	X	X	25,947.0
I. Eligible Days In Res Fac	0.0	0.0	0.0	0.0	0.0	0.0	0.0	0.0
J. Elig Days Preg Rel Serv	0.0	0.0	0.0	0.0	0.0	0.0	0.0	0.0
K. Elig Days SpecEd main	0.0	0.0	0.0	0.0	0.0	0.0	0.0	2,029.0
L.1 BE - Bil/ESL Refined ADA	0.000	0.000	0.000	0.000	0.000	0.000	0.000	65.594
L.2 D1 - Bil Dual Lang Refined ADA	0.000	0.000	0.000	0.000	0.000	0.000	0.000	166.721
L.3 D2 (EB) - Bil Dual Lang Refined ADA	0.000	0.000	0.000	0.000	0.000	0.000	0.000	0.000
L.4 D2 (Non-EB) - Bil Dual Lang Refined ADA	0.000	0.000	0.000	0.000	0.000	0.000	0.000	0.000
M. Res Fac Refined ADA	0.000	0.000	0.000	0.000	0.000	0.000	0.000	0.000
N. SpecEd Main Refined ADA	0.000	0.000	0.000	0.000	0.000	0.000	0.000	11.298
O.1 Early Ed Eco Dis Refined ADA	X	X	X	X	X	X	X	315.738
O.2 Early Ed Lang Refined ADA	X	X	X	X	X	X	X	144.157
P. Preg Related Serv FTE	0.000	0.000	0.000	0.000	0.000	0.000	0.000	0.000
Q.1 Career & Technical Ed FTE - Tier 1	0.000	0.000	0.000	0.000	0.000	0.000	0.000	0.000
Q.2 Career & Technical Ed FTE - Tier 2	0.000	0.000	0.000	0.000	0.000	0.000	0.000	0.000
Q.3 Career & Technical Ed FTE - Tier 3	0.000	0.000	0.000	0.000	0.000	0.000	0.000	0.000
R. Special Education FTE	0.000	0.000	0.000	0.000	0.000	0.000	0.000	25.027
S. Regular Program Ref ADA	0.000	0.000	0.000	0.000	0.000	0.000	0.000	568.374
T. Total Refined ADA	0.000	0.000	0.000	0.000	0.000	0.000	0.000	593.401
U. Percent in Attendance	0.000%	0.000%	0.000%	0.000%	0.000%	0.000%	0.000%	95.022%

NOTE: Detail may not add to totals due to rounding.

NOTE 2: The following reports should be reviewed concurrently to verify attendance data: PDM3-130-001, PDM3-130-002 & PDM3-130-004.

NOTE 3: This report has been expanded to include attendance fields that were implemented for remote learning. In addition to a combined All Methods page, this report has separate pages for each remote learning instructional method for all rows, excluding Days Taught, Days Membership, Total Days Absent, Total Days Present, Total Ineligible Days, and Percent in Attendance.

This report displays the data for SUMR 2023 - 2024 that was accepted by the ESC on 07/23/24 03:37 PM.

PRINCIPAL'S REPORT OF STUDENT ATTENDANCE

Campus-level Data | All Methods (Combined)

Campuses: All Campuses

2023 - 2024 Summer Collection, Accepted Submission

LEA: 061901 - DENTON ISD  
Campus: 061901111 - BORMAN EL

Instruction Method: All Methods (Combined)

Total Grade Summary

	EE	PK	KG	01	02	03	04	05
B. Days Membership	0.0	6,933.0	10,717.0	14,988.0	13,251.0	14,282.0	11,454.0	13,061.0
C. Total Days Absent	0.0	250.0	645.0	1,142.0	839.0	735.0	660.0	673.0
D. Total Days Present	0.0	6,683.0	10,072.0	13,846.0	12,412.0	13,547.0	10,794.0	12,388.0
E. Total Ineligible Days	0.0	199.5	0.0	0.0	0.0	0.0	0.0	0.0
F. Total Eligible Days	0.0	6,483.5	10,072.0	13,846.0	12,412.0	13,547.0	10,794.0	12,388.0
G.1 BE - Elig Days Bilingual/ESL	0.0	335.5	412.0	731.0	2,653.0	6,467.0	676.0	170.0
G.2 D1 - Elig Days Bil Dual Lang	0.0	3,106.5	4,067.0	5,265.0	2,413.0	346.0	3,927.0	4,096.0
G.3 D2 (EB) - Elig Days Bil Dual Lang	0.0	0.0	0.0	0.0	0.0	0.0	178.0	348.0
G.4 D2 (Non-EB) - Elig Days Bil Dual Lang	0.0	0.0	0.0	0.0	0.0	0.0	0.0	0.0
H.1 Early Ed Eco Dis Elig Days	X	X	7,792.0	11,272.0	9,798.0	11,960.0	X	X
H.2 Early Ed Lang Elig Days	X	X	4,562.0	6,036.0	5,115.0	6,866.0	X	X
I. Eligible Days In Res Fac	0.0	0.0	0.0	0.0	0.0	0.0	0.0	0.0
J. Elig Days Preg Rel Serv	0.0	0.0	0.0	0.0	0.0	0.0	0.0	0.0
K. Elig Days SpecEd main	0.0	76.0	0.0	285.0	119.0	463.0	230.0	326.0
L.1 BE - Bil/ESL Refined ADA	0.000	1.865	2.281	4.056	14.732	35.934	3.761	0.943
L.2 D1 - Bil Dual Lang Refined ADA	0.000	17.268	22.605	29.253	13.397	1.904	21.809	22.764
L.3 D2 (EB) - Bil Dual Lang Refined ADA	0.000	0.000	0.000	0.000	0.000	0.000	0.989	1.932
L.4 D2 (Non-EB) - Bil Dual Lang Refined ADA	0.000	0.000	0.000	0.000	0.000	0.000	0.000	0.000
M. Res Fac Refined ADA	0.000	0.000	0.000	0.000	0.000	0.000	0.000	0.000
N. SpecEd Main Refined ADA	0.000	0.416	0.000	1.594	0.667	2.573	1.274	1.827
O.1 Early Ed Eco Dis Refined ADA	X	X	43.317	62.620	54.463	66.416	X	X
O.2 Early Ed Lang Refined ADA	X	X	25.346	33.534	28.403	38.132	X	X
P. Preg Related Serv FTE	0.000	0.000	0.000	0.000	0.000	0.000	0.000	0.000
Q.1 Career & Technical Ed FTE - Tier 1	0.000	0.000	0.000	0.000	0.000	0.000	0.000	0.000
Q.2 Career & Technical Ed FTE - Tier 2	0.000	0.000	0.000	0.000	0.000	0.000	0.000	0.000
Q.3 Career & Technical Ed FTE - Tier 3	0.000	0.000	0.000	0.000	0.000	0.000	0.000	0.000
R. Special Education FTE	0.000	0.305	2.194	3.167	4.755	3.989	2.262	5.075
S. Regular Program Ref ADA	0.000	35.733	53.776	73.741	64.227	71.240	57.665	63.772
T. Total Refined ADA	0.000	36.039	55.970	76.908	68.982	75.230	59.928	68.847
U. Percent in Attendance	0.000%	96.394%	93.982%	92.381%	93.668%	94.854%	94.238%	94.847%

NOTE: Detail may not add to totals due to rounding.

NOTE 2: The following reports should be reviewed concurrently to verify attendance data: PDM3-130-001, PDM3-130-002 & PDM3-130-004.

NOTE 3: This report has been expanded to include attendance fields that were implemented for remote learning. In addition to a combined All Methods page, this report has separate pages for each remote learning instructional method for all rows, excluding Days Taught, Days Membership, Total Days Absent, Total Days Present, Total Ineligible Days, and Percent in Attendance.

This report displays the data for SUMR 2023 - 2024 that was accepted by the ESC on 07/23/24 03:37 PM.

PRINCIPAL'S REPORT OF STUDENT ATTENDANCE

Campus-level Data | All Methods (Combined)

Campuses: All Campuses

2023 - 2024 Summer Collection, Accepted Submission

LEA: 061901 - DENTON ISD  
Campus: 061901111 - BORMAN EL

Instruction Method: All Methods (Combined)

Total Grade Summary

	06	07	08	09	10	11	12	Total
B. Days Membership	0.0	0.0	0.0	0.0	0.0	0.0	0.0	84,686.0
C. Total Days Absent	0.0	0.0	0.0	0.0	0.0	0.0	0.0	4,944.0
D. Total Days Present	0.0	0.0	0.0	0.0	0.0	0.0	0.0	79,742.0
E. Total Ineligible Days	0.0	0.0	0.0	0.0	0.0	0.0	0.0	199.5
F. Total Eligible Days	0.0	0.0	0.0	0.0	0.0	0.0	0.0	79,542.5
G.1 BE - Elig Days Bilingual/ESL	0.0	0.0	0.0	0.0	0.0	0.0	0.0	11,444.5
G.2 D1 - Elig Days Bil Dual Lang	0.0	0.0	0.0	0.0	0.0	0.0	0.0	23,220.5
G.3 D2 (EB) - Elig Days Bil Dual Lang	0.0	0.0	0.0	0.0	0.0	0.0	0.0	526.0
G.4 D2 (Non-EB) - Elig Days Bil Dual Lang	0.0	0.0	0.0	0.0	0.0	0.0	0.0	0.0
H.1 Early Ed Eco Dis Elig Days	X	X	X	X	X	X	X	40,822.0
H.2 Early Ed Lang Elig Days	X	X	X	X	X	X	X	22,579.0
I. Eligible Days In Res Fac	0.0	0.0	0.0	0.0	0.0	0.0	0.0	0.0
J. Elig Days Preg Rel Serv	0.0	0.0	0.0	0.0	0.0	0.0	0.0	0.0
K. Elig Days SpecEd main	0.0	0.0	0.0	0.0	0.0	0.0	0.0	1,499.0
L.1 BE - Bil/ESL Refined ADA	0.000	0.000	0.000	0.000	0.000	0.000	0.000	63.572
L.2 D1 - Bil Dual Lang Refined ADA	0.000	0.000	0.000	0.000	0.000	0.000	0.000	129.000
L.3 D2 (EB) - Bil Dual Lang Refined ADA	0.000	0.000	0.000	0.000	0.000	0.000	0.000	2.922
L.4 D2 (Non-EB) - Bil Dual Lang Refined ADA	0.000	0.000	0.000	0.000	0.000	0.000	0.000	0.000
M. Res Fac Refined ADA	0.000	0.000	0.000	0.000	0.000	0.000	0.000	0.000
N. SpecEd Main Refined ADA	0.000	0.000	0.000	0.000	0.000	0.000	0.000	8.352
O.1 Early Ed Eco Dis Refined ADA	X	X	X	X	X	X	X	226.816
O.2 Early Ed Lang Refined ADA	X	X	X	X	X	X	X	125.415
P. Preg Related Serv FTE	0.000	0.000	0.000	0.000	0.000	0.000	0.000	0.000
Q.1 Career & Technical Ed FTE - Tier 1	0.000	0.000	0.000	0.000	0.000	0.000	0.000	0.000
Q.2 Career & Technical Ed FTE - Tier 2	0.000	0.000	0.000	0.000	0.000	0.000	0.000	0.000
Q.3 Career & Technical Ed FTE - Tier 3	0.000	0.000	0.000	0.000	0.000	0.000	0.000	0.000
R. Special Education FTE	0.000	0.000	0.000	0.000	0.000	0.000	0.000	21.747
S. Regular Program Ref ADA	0.000	0.000	0.000	0.000	0.000	0.000	0.000	420.156
T. Total Refined ADA	0.000	0.000	0.000	0.000	0.000	0.000	0.000	441.902
U. Percent in Attendance	0.000%	0.000%	0.000%	0.000%	0.000%	0.000%	0.000%	94.162%

NOTE: Detail may not add to totals due to rounding.

NOTE 2: The following reports should be reviewed concurrently to verify attendance data: PDM3-130-001, PDM3-130-002 & PDM3-130-004.

NOTE 3: This report has been expanded to include attendance fields that were implemented for remote learning. In addition to a combined All Methods page, this report has separate pages for each remote learning instructional method for all rows, excluding Days Taught, Days Membership, Total Days Absent, Total Days Present, Total Ineligible Days, and Percent in Attendance.

This report displays the data for SUMR 2023 - 2024 that was accepted by the ESC on 07/23/24 03:37 PM.



PRINCIPAL'S REPORT OF STUDENT ATTENDANCE

Campus-level Data | All Methods (Combined)

Campuses: All Campuses

2023 - 2024 Summer Collection, Accepted Submission

LEA: 061901 - DENTON ISD  
Campus: 061901112 - EVERS PARK EL

Instruction Method: All Methods (Combined)

Total Grade Summary

	EE	PK	KG	01	02	03	04	05
B. Days Membership	0.0	0.0	20,284.0	20,704.0	21,751.0	20,908.0	17,858.0	23,333.0
C. Total Days Absent	0.0	0.0	1,430.0	1,353.0	1,274.0	1,043.0	873.0	1,040.0
D. Total Days Present	0.0	0.0	18,854.0	19,351.0	20,477.0	19,865.0	16,985.0	22,293.0
E. Total Ineligible Days	0.0	0.0	0.0	0.0	0.0	0.0	0.0	0.0
F. Total Eligible Days	0.0	0.0	18,854.0	19,351.0	20,477.0	19,865.0	16,985.0	22,293.0
G.1 BE - Elig Days Bilingual/ESL	0.0	0.0	870.0	2,288.0	1,695.0	1,283.0	887.0	707.0
G.2 D1 - Elig Days Bil Dual Lang	0.0	0.0	3,711.0	2,621.0	3,675.0	3,143.0	3,797.0	4,862.0
G.3 D2 (EB) - Elig Days Bil Dual Lang	0.0	0.0	0.0	67.0	0.0	0.0	0.0	0.0
G.4 D2 (Non-EB) - Elig Days Bil Dual Lang	0.0	0.0	0.0	0.0	0.0	0.0	169.0	0.0
H.1 Early Ed Eco Dis Elig Days	X	X	13,887.0	15,036.0	15,131.0	14,992.0	X	X
H.2 Early Ed Lang Elig Days	X	X	4,771.0	5,068.0	5,464.0	4,528.0	X	X
I. Eligible Days In Res Fac	0.0	0.0	0.0	0.0	0.0	0.0	0.0	0.0
J. Elig Days Preg Rel Serv	0.0	0.0	0.0	0.0	0.0	0.0	0.0	0.0
K. Elig Days SpecEd main	0.0	0.0	83.0	48.0	357.0	461.0	271.0	426.0
L.1 BE - Bil/ESL Refined ADA	0.000	0.000	4.844	12.706	9.430	7.139	4.929	3.927
L.2 D1 - Bil Dual Lang Refined ADA	0.000	0.000	20.610	14.520	20.374	17.484	21.071	27.024
L.3 D2 (EB) - Bil Dual Lang Refined ADA	0.000	0.000	0.000	0.364	0.000	0.000	0.000	0.000
L.4 D2 (Non-EB) - Bil Dual Lang Refined ADA	0.000	0.000	0.000	0.000	0.000	0.000	0.938	0.000
M. Res Fac Refined ADA	0.000	0.000	0.000	0.000	0.000	0.000	0.000	0.000
N. SpecEd Main Refined ADA	0.000	0.000	0.455	0.261	1.979	2.565	1.512	2.369
O.1 Early Ed Eco Dis Refined ADA	X	X	77.104	83.529	83.989	83.299	X	X
O.2 Early Ed Lang Refined ADA	X	X	26.484	28.100	30.325	25.188	X	X
P. Preg Related Serv FTE	0.000	0.000	0.000	0.000	0.000	0.000	0.000	0.000
Q.1 Career & Technical Ed FTE - Tier 1	0.000	0.000	0.000	0.000	0.000	0.000	0.000	0.000
Q.2 Career & Technical Ed FTE - Tier 2	0.000	0.000	0.000	0.000	0.000	0.000	0.000	0.000
Q.3 Career & Technical Ed FTE - Tier 3	0.000	0.000	0.000	0.000	0.000	0.000	0.000	0.000
R. Special Education FTE	0.000	0.000	2.042	7.152	7.577	6.337	4.140	7.523
S. Regular Program Ref ADA	0.000	0.000	102.657	100.320	106.127	104.017	90.179	116.315
T. Total Refined ADA	0.000	0.000	104.699	107.472	113.704	110.354	94.320	123.837
U. Percent in Attendance	0.000%	0.000%	92.950%	93.465%	94.143%	95.011%	95.111%	95.543%

NOTE: Detail may not add to totals due to rounding.

NOTE 2: The following reports should be reviewed concurrently to verify attendance data: PDM3-130-001, PDM3-130-002 & PDM3-130-004.

NOTE 3: This report has been expanded to include attendance fields that were implemented for remote learning. In addition to a combined All Methods page, this report has separate pages for each remote learning instructional method for all rows, excluding Days Taught, Days Membership, Total Days Absent, Total Days Present, Total Ineligible Days, and Percent in Attendance. This report displays the data for SUMR 2023 - 2024 that was accepted by the ESC on 07/23/24 03:37 PM.

PRINCIPAL'S REPORT OF STUDENT ATTENDANCE

Campus-level Data | All Methods (Combined)

Campuses: All Campuses

2023 - 2024 Summer Collection, Accepted Submission

LEA: 061901 - DENTON ISD  
Campus: 061901112 - EVERS PARK EL

Instruction Method: All Methods (Combined)

Total Grade Summary

	06	07	08	09	10	11	12	Total
B. Days Membership	0.0	0.0	0.0	0.0	0.0	0.0	0.0	124,838.0
C. Total Days Absent	0.0	0.0	0.0	0.0	0.0	0.0	0.0	7,013.0
D. Total Days Present	0.0	0.0	0.0	0.0	0.0	0.0	0.0	117,825.0
E. Total Ineligible Days	0.0	0.0	0.0	0.0	0.0	0.0	0.0	0.0
F. Total Eligible Days	0.0	0.0	0.0	0.0	0.0	0.0	0.0	117,825.0
G.1 BE - Elig Days Bilingual/ESL	0.0	0.0	0.0	0.0	0.0	0.0	0.0	7,730.0
G.2 D1 - Elig Days Bil Dual Lang	0.0	0.0	0.0	0.0	0.0	0.0	0.0	21,809.0
G.3 D2 (EB) - Elig Days Bil Dual Lang	0.0	0.0	0.0	0.0	0.0	0.0	0.0	67.0
G.4 D2 (Non-EB) - Elig Days Bil Dual Lang	0.0	0.0	0.0	0.0	0.0	0.0	0.0	169.0
H.1 Early Ed Eco Dis Elig Days	X	X	X	X	X	X	X	59,046.0
H.2 Early Ed Lang Elig Days	X	X	X	X	X	X	X	19,831.0
I. Eligible Days In Res Fac	0.0	0.0	0.0	0.0	0.0	0.0	0.0	0.0
J. Elig Days Preg Rel Serv	0.0	0.0	0.0	0.0	0.0	0.0	0.0	0.0
K. Elig Days SpecEd main	0.0	0.0	0.0	0.0	0.0	0.0	0.0	1,646.0
L.1 BE - Bil/ESL Refined ADA	0.000	0.000	0.000	0.000	0.000	0.000	0.000	42.975
L.2 D1 - Bil Dual Lang Refined ADA	0.000	0.000	0.000	0.000	0.000	0.000	0.000	121.083
L.3 D2 (EB) - Bil Dual Lang Refined ADA	0.000	0.000	0.000	0.000	0.000	0.000	0.000	0.364
L.4 D2 (Non-EB) - Bil Dual Lang Refined ADA	0.000	0.000	0.000	0.000	0.000	0.000	0.000	0.938
M. Res Fac Refined ADA	0.000	0.000	0.000	0.000	0.000	0.000	0.000	0.000
N. SpecEd Main Refined ADA	0.000	0.000	0.000	0.000	0.000	0.000	0.000	9.140
O.1 Early Ed Eco Dis Refined ADA	X	X	X	X	X	X	X	327.921
O.2 Early Ed Lang Refined ADA	X	X	X	X	X	X	X	110.097
P. Preg Related Serv FTE	0.000	0.000	0.000	0.000	0.000	0.000	0.000	0.000
Q.1 Career & Technical Ed FTE - Tier 1	0.000	0.000	0.000	0.000	0.000	0.000	0.000	0.000
Q.2 Career & Technical Ed FTE - Tier 2	0.000	0.000	0.000	0.000	0.000	0.000	0.000	0.000
Q.3 Career & Technical Ed FTE - Tier 3	0.000	0.000	0.000	0.000	0.000	0.000	0.000	0.000
R. Special Education FTE	0.000	0.000	0.000	0.000	0.000	0.000	0.000	34.771
S. Regular Program Ref ADA	0.000	0.000	0.000	0.000	0.000	0.000	0.000	619.615
T. Total Refined ADA	0.000	0.000	0.000	0.000	0.000	0.000	0.000	654.386
U. Percent in Attendance	0.000%	0.000%	0.000%	0.000%	0.000%	0.000%	0.000%	94.382%

NOTE: Detail may not add to totals due to rounding.

NOTE 2: The following reports should be reviewed concurrently to verify attendance data: PDM3-130-001, PDM3-130-002 & PDM3-130-004.

NOTE 3: This report has been expanded to include attendance fields that were implemented for remote learning. In addition to a combined All Methods page, this report has separate pages for each remote learning instructional method for all rows, excluding Days Taught, Days Membership, Total Days Absent, Total Days Present, Total Ineligible Days, and Percent in Attendance.

This report displays the data for SUMR 2023 - 2024 that was accepted by the ESC on 07/23/24 03:37 PM.

PRINCIPAL'S REPORT OF STUDENT ATTENDANCE

Campus-level Data | All Methods (Combined)

Campuses: All Campuses

2023 - 2024 Summer Collection, Accepted Submission

LEA: 061901 - DENTON ISD

Campus: 061901113 - RYAN EL

Instruction Method: All Methods (Combined)

Total Grade Summary

	EE	PK	KG	01	02	03	04	05
B. Days Membership	0.0	7,448.0	21,065.0	20,114.0	19,253.0	17,824.0	18,038.0	18,877.0
C. Total Days Absent	0.0	268.0	1,239.0	1,023.0	1,091.0	727.0	832.0	774.0
D. Total Days Present	0.0	7,180.0	19,826.0	19,091.0	18,162.0	17,097.0	17,206.0	18,103.0
E. Total Ineligible Days	0.0	501.0	0.0	0.0	0.0	0.0	0.0	0.0
F. Total Eligible Days	0.0	6,679.0	19,826.0	19,091.0	18,162.0	17,097.0	17,206.0	18,103.0
G.1 BE - Elig Days Bilingual/ESL	0.0	1,931.5	3,293.0	1,740.0	2,084.0	1,361.0	1,450.0	507.0
G.2 D1 - Elig Days Bil Dual Lang	0.0	3,389.5	3,384.0	4,165.0	3,366.0	3,222.0	3,879.0	5,589.0
G.3 D2 (EB) - Elig Days Bil Dual Lang	0.0	0.0	0.0	0.0	0.0	0.0	0.0	0.0
G.4 D2 (Non-EB) - Elig Days Bil Dual Lang	0.0	0.0	0.0	0.0	0.0	0.0	0.0	0.0
H.1 Early Ed Eco Dis Elig Days	X	X	8,493.0	7,439.0	7,120.0	6,479.0	X	X
H.2 Early Ed Lang Elig Days	X	X	6,974.0	6,015.0	5,567.0	4,663.0	X	X
I. Eligible Days In Res Fac	0.0	0.0	0.0	0.0	0.0	0.0	0.0	0.0
J. Elig Days Preg Rel Serv	0.0	0.0	0.0	0.0	0.0	0.0	0.0	0.0
K. Elig Days SpecEd main	0.0	0.0	0.0	370.0	161.0	109.0	666.0	512.0
L.1 BE - Bil/ESL Refined ADA	0.000	10.753	18.320	9.654	11.569	7.549	8.055	2.815
L.2 D1 - Bil Dual Lang Refined ADA	0.000	18.818	18.766	23.152	18.704	17.903	21.533	31.028
L.3 D2 (EB) - Bil Dual Lang Refined ADA	0.000	0.000	0.000	0.000	0.000	0.000	0.000	0.000
L.4 D2 (Non-EB) - Bil Dual Lang Refined ADA	0.000	0.000	0.000	0.000	0.000	0.000	0.000	0.000
M. Res Fac Refined ADA	0.000	0.000	0.000	0.000	0.000	0.000	0.000	0.000
N. SpecEd Main Refined ADA	0.000	0.000	0.000	2.050	0.897	0.609	3.704	2.844
O.1 Early Ed Eco Dis Refined ADA	X	X	47.145	41.332	39.537	36.004	X	X
O.2 Early Ed Lang Refined ADA	X	X	38.711	33.412	30.903	25.896	X	X
P. Preg Related Serv FTE	0.000	0.000	0.000	0.000	0.000	0.000	0.000	0.000
Q.1 Career & Technical Ed FTE - Tier 1	0.000	0.000	0.000	0.000	0.000	0.000	0.000	0.000
Q.2 Career & Technical Ed FTE - Tier 2	0.000	0.000	0.000	0.000	0.000	0.000	0.000	0.000
Q.3 Career & Technical Ed FTE - Tier 3	0.000	0.000	0.000	0.000	0.000	0.000	0.000	0.000
R. Special Education FTE	0.000	0.078	1.199	3.227	7.477	6.321	9.271	6.816
S. Regular Program Ref ADA	0.000	37.031	108.902	102.809	93.374	88.658	86.303	93.745
T. Total Refined ADA	0.000	37.110	110.102	106.036	100.851	94.979	95.574	100.561
U. Percent in Attendance	0.000%	96.402%	94.118%	94.914%	94.333%	95.921%	95.388%	95.900%

NOTE: Detail may not add to totals due to rounding.

NOTE 2: The following reports should be reviewed concurrently to verify attendance data: PDM3-130-001, PDM3-130-002 & PDM3-130-004.

NOTE 3: This report has been expanded to include attendance fields that were implemented for remote learning. In addition to a combined All Methods page, this report has separate pages for each remote learning instructional method for all rows, excluding Days Taught, Days Membership, Total Days Absent, Total Days Present, Total Ineligible Days, and Percent in Attendance.

This report displays the data for SUMR 2023 - 2024 that was accepted by the ESC on 07/23/24 03:37 PM.

PRINCIPAL'S REPORT OF STUDENT ATTENDANCE

Campus-level Data | All Methods (Combined)

Campuses: All Campuses

2023 - 2024 Summer Collection, Accepted Submission

LEA: 061901 - DENTON ISD

Campus: 061901113 - RYAN EL

Instruction Method: All Methods (Combined)

Total Grade Summary

	06	07	08	09	10	11	12	Total
B. Days Membership	0.0	0.0	0.0	0.0	0.0	0.0	0.0	122,619.0
C. Total Days Absent	0.0	0.0	0.0	0.0	0.0	0.0	0.0	5,954.0
D. Total Days Present	0.0	0.0	0.0	0.0	0.0	0.0	0.0	116,665.0
E. Total Ineligible Days	0.0	0.0	0.0	0.0	0.0	0.0	0.0	501.0
F. Total Eligible Days	0.0	0.0	0.0	0.0	0.0	0.0	0.0	116,164.0
G.1 BE - Elig Days Bilingual/ESL	0.0	0.0	0.0	0.0	0.0	0.0	0.0	12,366.5
G.2 D1 - Elig Days Bil Dual Lang	0.0	0.0	0.0	0.0	0.0	0.0	0.0	26,994.5
G.3 D2 (EB) - Elig Days Bil Dual Lang	0.0	0.0	0.0	0.0	0.0	0.0	0.0	0.0
G.4 D2 (Non-EB) - Elig Days Bil Dual Lang	0.0	0.0	0.0	0.0	0.0	0.0	0.0	0.0
H.1 Early Ed Eco Dis Elig Days	X	X	X	X	X	X	X	29,531.0
H.2 Early Ed Lang Elig Days	X	X	X	X	X	X	X	23,219.0
I. Eligible Days In Res Fac	0.0	0.0	0.0	0.0	0.0	0.0	0.0	0.0
J. Elig Days Preg Rel Serv	0.0	0.0	0.0	0.0	0.0	0.0	0.0	0.0
K. Elig Days SpecEd main	0.0	0.0	0.0	0.0	0.0	0.0	0.0	1,818.0
L.1 BE - Bil/ESL Refined ADA	0.000	0.000	0.000	0.000	0.000	0.000	0.000	68.714
L.2 D1 - Bil Dual Lang Refined ADA	0.000	0.000	0.000	0.000	0.000	0.000	0.000	149.906
L.3 D2 (EB) - Bil Dual Lang Refined ADA	0.000	0.000	0.000	0.000	0.000	0.000	0.000	0.000
L.4 D2 (Non-EB) - Bil Dual Lang Refined ADA	0.000	0.000	0.000	0.000	0.000	0.000	0.000	0.000
M. Res Fac Refined ADA	0.000	0.000	0.000	0.000	0.000	0.000	0.000	0.000
N. SpecEd Main Refined ADA	0.000	0.000	0.000	0.000	0.000	0.000	0.000	10.104
O.1 Early Ed Eco Dis Refined ADA	X	X	X	X	X	X	X	164.018
O.2 Early Ed Lang Refined ADA	X	X	X	X	X	X	X	128.923
P. Preg Related Serv FTE	0.000	0.000	0.000	0.000	0.000	0.000	0.000	0.000
Q.1 Career & Technical Ed FTE - Tier 1	0.000	0.000	0.000	0.000	0.000	0.000	0.000	0.000
Q.2 Career & Technical Ed FTE - Tier 2	0.000	0.000	0.000	0.000	0.000	0.000	0.000	0.000
Q.3 Career & Technical Ed FTE - Tier 3	0.000	0.000	0.000	0.000	0.000	0.000	0.000	0.000
R. Special Education FTE	0.000	0.000	0.000	0.000	0.000	0.000	0.000	34.390
S. Regular Program Ref ADA	0.000	0.000	0.000	0.000	0.000	0.000	0.000	610.822
T. Total Refined ADA	0.000	0.000	0.000	0.000	0.000	0.000	0.000	645.212
U. Percent in Attendance	0.000%	0.000%	0.000%	0.000%	0.000%	0.000%	0.000%	95.144%

NOTE: Detail may not add to totals due to rounding.

NOTE 2: The following reports should be reviewed concurrently to verify attendance data: PDM3-130-001, PDM3-130-002 & PDM3-130-004.

NOTE 3: This report has been expanded to include attendance fields that were implemented for remote learning. In addition to a combined All Methods page, this report has separate pages for each remote learning instructional method for all rows, excluding Days Taught, Days Membership, Total Days Absent, Total Days Present, Total Ineligible Days, and Percent in Attendance.

This report displays the data for SUMR 2023 - 2024 that was accepted by the ESC on 07/23/24 03:37 PM.

PRINCIPAL'S REPORT OF STUDENT ATTENDANCE

Campus-level Data | All Methods (Combined)

Campuses: All Campuses

2023 - 2024 Summer Collection, Accepted Submission

LEA: 061901 - DENTON ISD  
Campus: 061901116 - PECAN CREEK EL

Instruction Method: All Methods (Combined)

Total Grade Summary

	EE	PK	KG	01	02	03	04	05
B. Days Membership	0.0	3,486.0	17,696.0	16,908.0	20,507.0	19,342.0	19,148.0	18,557.0
C. Total Days Absent	0.0	72.5	988.0	801.0	997.0	857.0	1,045.0	697.0
D. Total Days Present	0.0	3,413.5	16,708.0	16,107.0	19,510.0	18,485.0	18,103.0	17,860.0
E. Total Ineligible Days	0.0	1,761.0	0.0	0.0	0.0	0.0	0.0	0.0
F. Total Eligible Days	0.0	1,652.5	16,708.0	16,107.0	19,510.0	18,485.0	18,103.0	17,860.0
G.1 BE - Elig Days Bilingual/ESL	0.0	1,047.0	987.0	1,570.0	1,456.0	1,215.0	5,320.0	1,461.0
G.2 D1 - Elig Days Bil Dual Lang	0.0	0.0	3,217.0	1,765.0	2,248.0	1,936.0	0.0	4,448.0
G.3 D2 (EB) - Elig Days Bil Dual Lang	0.0	0.0	1,611.0	2,117.0	2,390.0	2,199.0	0.0	231.0
G.4 D2 (Non-EB) - Elig Days Bil Dual Lang	0.0	0.0	314.0	2,902.0	3,107.0	1,907.0	2,091.0	2,440.0
H.1 Early Ed Eco Dis Elig Days	X	X	8,500.0	6,697.0	9,163.0	9,099.0	X	X
H.2 Early Ed Lang Elig Days	X	X	6,120.0	5,508.0	6,102.0	5,366.0	X	X
I. Eligible Days In Res Fac	0.0	0.0	0.0	0.0	0.0	0.0	0.0	0.0
J. Elig Days Preg Rel Serv	0.0	0.0	0.0	0.0	0.0	0.0	0.0	0.0
K. Elig Days SpecEd main	0.0	0.0	124.0	0.0	0.0	120.0	9.0	316.0
L.1 BE - Bil/ESL Refined ADA	0.000	5.817	5.487	8.716	8.085	6.751	29.552	8.120
L.2 D1 - Bil Dual Lang Refined ADA	0.000	0.000	17.886	9.805	12.486	10.745	0.000	24.689
L.3 D2 (EB) - Bil Dual Lang Refined ADA	0.000	0.000	8.974	11.756	13.280	12.216	0.000	1.284
L.4 D2 (Non-EB) - Bil Dual Lang Refined ADA	0.000	0.000	1.744	16.118	17.252	10.588	11.614	13.554
M. Res Fac Refined ADA	0.000	0.000	0.000	0.000	0.000	0.000	0.000	0.000
N. SpecEd Main Refined ADA	0.000	0.000	0.692	0.000	0.000	0.673	0.050	1.756
O.1 Early Ed Eco Dis Refined ADA	X	X	47.203	37.176	50.882	50.528	X	X
O.2 Early Ed Lang Refined ADA	X	X	33.985	30.580	33.897	29.798	X	X
P. Preg Related Serv FTE	0.000	0.000	0.000	0.000	0.000	0.000	0.000	0.000
Q.1 Career & Technical Ed FTE - Tier 1	0.000	0.000	0.000	0.000	0.000	0.000	0.000	0.000
Q.2 Career & Technical Ed FTE - Tier 2	0.000	0.000	0.000	0.000	0.000	0.000	0.000	0.000
Q.3 Career & Technical Ed FTE - Tier 3	0.000	0.000	0.000	0.000	0.000	0.000	0.000	0.000
R. Special Education FTE	0.000	0.000	1.179	1.399	7.142	5.757	8.996	4.375
S. Regular Program Ref ADA	0.000	9.169	91.603	88.033	101.222	96.903	91.538	94.798
T. Total Refined ADA	0.000	9.169	92.782	89.432	108.364	102.660	100.534	99.173
U. Percent in Attendance	0.000%	97.920%	94.417%	95.263%	95.138%	95.569%	94.543%	96.244%

NOTE: Detail may not add to totals due to rounding.

NOTE 2: The following reports should be reviewed concurrently to verify attendance data: PDM3-130-001, PDM3-130-002 & PDM3-130-004.

NOTE 3: This report has been expanded to include attendance fields that were implemented for remote learning. In addition to a combined All Methods page, this report has separate pages for each remote learning instructional method for all rows, excluding Days Taught, Days Membership, Total Days Absent, Total Days Present, Total Ineligible Days, and Percent in Attendance.

This report displays the data for SUMR 2023 - 2024 that was accepted by the ESC on 07/23/24 03:37 PM.

PRINCIPAL'S REPORT OF STUDENT ATTENDANCE

Campus-level Data | All Methods (Combined)

Campuses: All Campuses

2023 - 2024 Summer Collection, Accepted Submission

LEA: 061901 - DENTON ISD  
Campus: 061901116 - PECAN CREEK EL

Instruction Method: All Methods (Combined)

Total Grade Summary

	06	07	08	09	10	11	12	Total
B. Days Membership	0.0	0.0	0.0	0.0	0.0	0.0	0.0	115,644.0
C. Total Days Absent	0.0	0.0	0.0	0.0	0.0	0.0	0.0	5,457.5
D. Total Days Present	0.0	0.0	0.0	0.0	0.0	0.0	0.0	110,186.5
E. Total Ineligible Days	0.0	0.0	0.0	0.0	0.0	0.0	0.0	1,761.0
F. Total Eligible Days	0.0	0.0	0.0	0.0	0.0	0.0	0.0	108,425.5
G.1 BE - Elig Days Bilingual/ESL	0.0	0.0	0.0	0.0	0.0	0.0	0.0	13,056.0
G.2 D1 - Elig Days Bil Dual Lang	0.0	0.0	0.0	0.0	0.0	0.0	0.0	13,614.0
G.3 D2 (EB) - Elig Days Bil Dual Lang	0.0	0.0	0.0	0.0	0.0	0.0	0.0	8,548.0
G.4 D2 (Non-EB) - Elig Days Bil Dual Lang	0.0	0.0	0.0	0.0	0.0	0.0	0.0	12,761.0
H.1 Early Ed Eco Dis Elig Days	X	X	X	X	X	X	X	33,459.0
H.2 Early Ed Lang Elig Days	X	X	X	X	X	X	X	23,096.0
I. Eligible Days In Res Fac	0.0	0.0	0.0	0.0	0.0	0.0	0.0	0.0
J. Elig Days Preg Rel Serv	0.0	0.0	0.0	0.0	0.0	0.0	0.0	0.0
K. Elig Days SpecEd main	0.0	0.0	0.0	0.0	0.0	0.0	0.0	569.0
L.1 BE - Bil/ESL Refined ADA	0.000	0.000	0.000	0.000	0.000	0.000	0.000	72.528
L.2 D1 - Bil Dual Lang Refined ADA	0.000	0.000	0.000	0.000	0.000	0.000	0.000	75.612
L.3 D2 (EB) - Bil Dual Lang Refined ADA	0.000	0.000	0.000	0.000	0.000	0.000	0.000	47.511
L.4 D2 (Non-EB) - Bil Dual Lang Refined ADA	0.000	0.000	0.000	0.000	0.000	0.000	0.000	70.870
M. Res Fac Refined ADA	0.000	0.000	0.000	0.000	0.000	0.000	0.000	0.000
N. SpecEd Main Refined ADA	0.000	0.000	0.000	0.000	0.000	0.000	0.000	3.171
O.1 Early Ed Eco Dis Refined ADA	X	X	X	X	X	X	X	185.789
O.2 Early Ed Lang Refined ADA	X	X	X	X	X	X	X	128.261
P. Preg Related Serv FTE	0.000	0.000	0.000	0.000	0.000	0.000	0.000	0.000
Q.1 Career & Technical Ed FTE - Tier 1	0.000	0.000	0.000	0.000	0.000	0.000	0.000	0.000
Q.2 Career & Technical Ed FTE - Tier 2	0.000	0.000	0.000	0.000	0.000	0.000	0.000	0.000
Q.3 Career & Technical Ed FTE - Tier 3	0.000	0.000	0.000	0.000	0.000	0.000	0.000	0.000
R. Special Education FTE	0.000	0.000	0.000	0.000	0.000	0.000	0.000	28.848
S. Regular Program Ref ADA	0.000	0.000	0.000	0.000	0.000	0.000	0.000	573.266
T. Total Refined ADA	0.000	0.000	0.000	0.000	0.000	0.000	0.000	602.114
U. Percent in Attendance	0.000%	0.000%	0.000%	0.000%	0.000%	0.000%	0.000%	95.281%

NOTE: Detail may not add to totals due to rounding.

NOTE 2: The following reports should be reviewed concurrently to verify attendance data: PDM3-130-001, PDM3-130-002 & PDM3-130-004.

NOTE 3: This report has been expanded to include attendance fields that were implemented for remote learning. In addition to a combined All Methods page, this report has separate pages for each remote learning instructional method for all rows, excluding Days Taught, Days Membership, Total Days Absent, Total Days Present, Total Ineligible Days, and Percent in Attendance.

This report displays the data for SUMR 2023 - 2024 that was accepted by the ESC on 07/23/24 03:37 PM.

PRINCIPAL'S REPORT OF STUDENT ATTENDANCE

Campus-level Data | All Methods (Combined)

Campuses: All Campuses

2023 - 2024 Summer Collection, Accepted Submission

LEA: 061901 - DENTON ISD  
Campus: 061901117 - PROVIDENCE EL

Instruction Method: All Methods (Combined)

Total Grade Summary

	EE	PK	KG	01	02	03	04	05
B. Days Membership	0.0	12,168.0	17,893.0	18,654.0	19,792.0	18,429.0	17,351.0	18,372.0
C. Total Days Absent	0.0	412.0	1,322.0	1,205.0	1,171.0	862.0	827.0	949.0
D. Total Days Present	0.0	11,756.0	16,571.0	17,449.0	18,621.0	17,567.0	16,524.0	17,423.0
E. Total Ineligible Days	0.0	1,597.0	0.0	0.0	0.0	0.0	0.0	0.0
F. Total Eligible Days	0.0	10,159.0	16,571.0	17,449.0	18,621.0	17,567.0	16,524.0	17,423.0
G.1 BE - Elig Days Bilingual/ESL	0.0	2,439.0	1,717.0	1,494.0	1,562.0	1,481.0	1,843.0	1,042.0
G.2 D1 - Elig Days Bil Dual Lang	0.0	0.0	0.0	0.0	0.0	0.0	0.0	0.0
G.3 D2 (EB) - Elig Days Bil Dual Lang	0.0	0.0	0.0	0.0	0.0	0.0	0.0	0.0
G.4 D2 (Non-EB) - Elig Days Bil Dual Lang	0.0	0.0	0.0	0.0	0.0	0.0	0.0	0.0
H.1 Early Ed Eco Dis Elig Days	X	X	9,817.0	8,590.0	11,181.0	9,249.0	X	X
H.2 Early Ed Lang Elig Days	X	X	1,726.0	1,502.0	1,572.0	1,481.0	X	X
I. Eligible Days In Res Fac	0.0	0.0	0.0	0.0	0.0	0.0	0.0	0.0
J. Elig Days Preg Rel Serv	0.0	0.0	0.0	0.0	0.0	0.0	0.0	0.0
K. Elig Days SpecEd main	0.0	0.0	60.0	277.0	355.0	403.0	128.0	525.0
L.1 BE - Bil/ESL Refined ADA	0.000	13.538	9.543	8.289	8.664	8.231	10.246	5.789
L.2 D1 - Bil Dual Lang Refined ADA	0.000	0.000	0.000	0.000	0.000	0.000	0.000	0.000
L.3 D2 (EB) - Bil Dual Lang Refined ADA	0.000	0.000	0.000	0.000	0.000	0.000	0.000	0.000
L.4 D2 (Non-EB) - Bil Dual Lang Refined ADA	0.000	0.000	0.000	0.000	0.000	0.000	0.000	0.000
M. Res Fac Refined ADA	0.000	0.000	0.000	0.000	0.000	0.000	0.000	0.000
N. SpecEd Main Refined ADA	0.000	0.000	0.338	1.527	1.974	2.255	0.713	2.922
O.1 Early Ed Eco Dis Refined ADA	X	X	54.580	47.740	62.103	51.422	X	X
O.2 Early Ed Lang Refined ADA	X	X	9.591	8.335	8.718	8.231	X	X
P. Preg Related Serv FTE	0.000	0.000	0.000	0.000	0.000	0.000	0.000	0.000
Q.1 Career & Technical Ed FTE - Tier 1	0.000	0.000	0.000	0.000	0.000	0.000	0.000	0.000
Q.2 Career & Technical Ed FTE - Tier 2	0.000	0.000	0.000	0.000	0.000	0.000	0.000	0.000
Q.3 Career & Technical Ed FTE - Tier 3	0.000	0.000	0.000	0.000	0.000	0.000	0.000	0.000
R. Special Education FTE	0.000	0.127	3.188	4.245	7.598	5.367	8.144	7.056
S. Regular Program Ref ADA	0.000	56.249	88.901	92.685	95.832	92.286	83.659	89.764
T. Total Refined ADA	0.000	56.376	92.090	96.930	103.430	97.653	91.803	96.820
U. Percent in Attendance	0.000%	96.614%	92.612%	93.540%	94.083%	95.323%	95.234%	94.835%

NOTE: Detail may not add to totals due to rounding.

NOTE 2: The following reports should be reviewed concurrently to verify attendance data: PDM3-130-001, PDM3-130-002 & PDM3-130-004.

NOTE 3: This report has been expanded to include attendance fields that were implemented for remote learning. In addition to a combined All Methods page, this report has separate pages for each remote learning instructional method for all rows, excluding Days Taught, Days Membership, Total Days Absent, Total Days Present, Total Ineligible Days, and Percent in Attendance.

This report displays the data for SUMR 2023 - 2024 that was accepted by the ESC on 07/23/24 03:37 PM.

PRINCIPAL'S REPORT OF STUDENT ATTENDANCE

Campus-level Data | All Methods (Combined)

Campuses: All Campuses

2023 - 2024 Summer Collection, Accepted Submission

LEA: 061901 - DENTON ISD  
Campus: 061901117 - PROVIDENCE EL

Instruction Method: All Methods (Combined)

Total Grade Summary

	06	07	08	09	10	11	12	Total
B. Days Membership	0.0	0.0	0.0	0.0	0.0	0.0	0.0	122,659.0
C. Total Days Absent	0.0	0.0	0.0	0.0	0.0	0.0	0.0	6,748.0
D. Total Days Present	0.0	0.0	0.0	0.0	0.0	0.0	0.0	115,911.0
E. Total Ineligible Days	0.0	0.0	0.0	0.0	0.0	0.0	0.0	1,597.0
F. Total Eligible Days	0.0	0.0	0.0	0.0	0.0	0.0	0.0	114,314.0
G.1 BE - Elig Days Bilingual/ESL	0.0	0.0	0.0	0.0	0.0	0.0	0.0	11,578.0
G.2 D1 - Elig Days Bil Dual Lang	0.0	0.0	0.0	0.0	0.0	0.0	0.0	0.0
G.3 D2 (EB) - Elig Days Bil Dual Lang	0.0	0.0	0.0	0.0	0.0	0.0	0.0	0.0
G.4 D2 (Non-EB) - Elig Days Bil Dual Lang	0.0	0.0	0.0	0.0	0.0	0.0	0.0	0.0
H.1 Early Ed Eco Dis Elig Days	X	X	X	X	X	X	X	38,837.0
H.2 Early Ed Lang Elig Days	X	X	X	X	X	X	X	6,281.0
I. Eligible Days In Res Fac	0.0	0.0	0.0	0.0	0.0	0.0	0.0	0.0
J. Elig Days Preg Rel Serv	0.0	0.0	0.0	0.0	0.0	0.0	0.0	0.0
K. Elig Days SpecEd main	0.0	0.0	0.0	0.0	0.0	0.0	0.0	1,748.0
L.1 BE - Bil/ESL Refined ADA	0.000	0.000	0.000	0.000	0.000	0.000	0.000	64.299
L.2 D1 - Bil Dual Lang Refined ADA	0.000	0.000	0.000	0.000	0.000	0.000	0.000	0.000
L.3 D2 (EB) - Bil Dual Lang Refined ADA	0.000	0.000	0.000	0.000	0.000	0.000	0.000	0.000
L.4 D2 (Non-EB) - Bil Dual Lang Refined ADA	0.000	0.000	0.000	0.000	0.000	0.000	0.000	0.000
M. Res Fac Refined ADA	0.000	0.000	0.000	0.000	0.000	0.000	0.000	0.000
N. SpecEd Main Refined ADA	0.000	0.000	0.000	0.000	0.000	0.000	0.000	9.728
O.1 Early Ed Eco Dis Refined ADA	X	X	X	X	X	X	X	215.845
O.2 Early Ed Lang Refined ADA	X	X	X	X	X	X	X	34.875
P. Preg Related Serv FTE	0.000	0.000	0.000	0.000	0.000	0.000	0.000	0.000
Q.1 Career & Technical Ed FTE - Tier 1	0.000	0.000	0.000	0.000	0.000	0.000	0.000	0.000
Q.2 Career & Technical Ed FTE - Tier 2	0.000	0.000	0.000	0.000	0.000	0.000	0.000	0.000
Q.3 Career & Technical Ed FTE - Tier 3	0.000	0.000	0.000	0.000	0.000	0.000	0.000	0.000
R. Special Education FTE	0.000	0.000	0.000	0.000	0.000	0.000	0.000	35.725
S. Regular Program Ref ADA	0.000	0.000	0.000	0.000	0.000	0.000	0.000	599.375
T. Total Refined ADA	0.000	0.000	0.000	0.000	0.000	0.000	0.000	635.101
U. Percent in Attendance	0.000%	0.000%	0.000%	0.000%	0.000%	0.000%	0.000%	94.499%

NOTE: Detail may not add to totals due to rounding.

NOTE 2: The following reports should be reviewed concurrently to verify attendance data: PDM3-130-001, PDM3-130-002 & PDM3-130-004.

NOTE 3: This report has been expanded to include attendance fields that were implemented for remote learning. In addition to a combined All Methods page, this report has separate pages for each remote learning instructional method for all rows, excluding Days Taught, Days Membership, Total Days Absent, Total Days Present, Total Ineligible Days, and Percent in Attendance.

This report displays the data for SUMR 2023 - 2024 that was accepted by the ESC on 07/23/24 03:37 PM.



PRINCIPAL'S REPORT OF STUDENT ATTENDANCE

Campus-level Data | All Methods (Combined)

Campuses: All Campuses

2023 - 2024 Summer Collection, Accepted Submission

LEA: 061901 - DENTON ISD  
Campus: 061901119 - SAVANNAH EL

Instruction Method: All Methods (Combined)

Total Grade Summary

	EE	PK	KG	01	02	03	04	05
B. Days Membership	0.0	3,790.0	19,784.0	21,732.0	25,343.0	19,694.0	21,848.0	22,360.0
C. Total Days Absent	0.0	126.0	1,310.0	1,062.0	1,406.0	1,159.0	1,135.0	1,174.0
D. Total Days Present	0.0	3,664.0	18,474.0	20,670.0	23,937.0	18,535.0	20,713.0	21,186.0
E. Total Ineligible Days	0.0	505.5	0.0	0.0	0.0	0.0	0.0	0.0
F. Total Eligible Days	0.0	3,158.5	18,474.0	20,670.0	23,937.0	18,535.0	20,713.0	21,186.0
G.1 BE - Elig Days Bilingual/ESL	0.0	863.5	1,236.0	1,999.0	1,808.0	1,519.0	857.0	1,084.0
G.2 D1 - Elig Days Bil Dual Lang	0.0	0.0	12.0	0.0	0.0	0.0	0.0	0.0
G.3 D2 (EB) - Elig Days Bil Dual Lang	0.0	0.0	0.0	0.0	0.0	0.0	178.0	0.0
G.4 D2 (Non-EB) - Elig Days Bil Dual Lang	0.0	0.0	0.0	0.0	0.0	0.0	0.0	0.0
H.1 Early Ed Eco Dis Elig Days	X	X	8,094.0	7,531.0	9,869.0	8,393.0	X	X
H.2 Early Ed Lang Elig Days	X	X	1,307.0	2,056.0	1,831.0	1,539.0	X	X
I. Eligible Days In Res Fac	0.0	0.0	0.0	0.0	0.0	0.0	0.0	0.0
J. Elig Days Preg Rel Serv	0.0	0.0	0.0	0.0	0.0	0.0	0.0	0.0
K. Elig Days SpecEd main	0.0	0.0	47.0	914.0	762.0	793.0	932.0	1,379.0
L.1 BE - Bil/ESL Refined ADA	0.000	4.803	6.865	11.117	10.047	8.441	4.760	6.028
L.2 D1 - Bil Dual Lang Refined ADA	0.000	0.000	0.065	0.000	0.000	0.000	0.000	0.000
L.3 D2 (EB) - Bil Dual Lang Refined ADA	0.000	0.000	0.000	0.000	0.000	0.000	0.989	0.000
L.4 D2 (Non-EB) - Bil Dual Lang Refined ADA	0.000	0.000	0.000	0.000	0.000	0.000	0.000	0.000
M. Res Fac Refined ADA	0.000	0.000	0.000	0.000	0.000	0.000	0.000	0.000
N. SpecEd Main Refined ADA	0.000	0.000	0.255	5.072	4.238	4.412	5.186	7.670
O.1 Early Ed Eco Dis Refined ADA	X	X	44.945	41.814	54.796	46.596	X	X
O.2 Early Ed Lang Refined ADA	X	X	7.250	11.429	10.171	8.556	X	X
P. Preg Related Serv FTE	0.000	0.000	0.000	0.000	0.000	0.000	0.000	0.000
Q.1 Career & Technical Ed FTE - Tier 1	0.000	0.000	0.000	0.000	0.000	0.000	0.000	0.000
Q.2 Career & Technical Ed FTE - Tier 2	0.000	0.000	0.000	0.000	0.000	0.000	0.000	0.000
Q.3 Career & Technical Ed FTE - Tier 3	0.000	0.000	0.000	0.000	0.000	0.000	0.000	0.000
R. Special Education FTE	0.000	0.040	3.023	1.811	5.559	7.510	8.933	6.897
S. Regular Program Ref ADA	0.000	17.521	99.585	112.983	127.376	95.414	106.098	110.783
T. Total Refined ADA	0.000	17.561	102.609	114.794	132.936	102.924	115.030	117.680
U. Percent in Attendance	0.000%	96.675%	93.378%	95.113%	94.452%	94.115%	94.805%	94.750%

NOTE: Detail may not add to totals due to rounding.

NOTE 2: The following reports should be reviewed concurrently to verify attendance data: PDM3-130-001, PDM3-130-002 & PDM3-130-004.

NOTE 3: This report has been expanded to include attendance fields that were implemented for remote learning. In addition to a combined All Methods page, this report has separate pages for each remote learning instructional method for all rows, excluding Days Taught, Days Membership, Total Days Absent, Total Days Present, Total Ineligible Days, and Percent in Attendance.

This report displays the data for SUMR 2023 - 2024 that was accepted by the ESC on 07/23/24 03:37 PM.

PRINCIPAL'S REPORT OF STUDENT ATTENDANCE

Campus-level Data | All Methods (Combined)

Campuses: All Campuses

2023 - 2024 Summer Collection, Accepted Submission

LEA: 061901 - DENTON ISD  
Campus: 061901119 - SAVANNAH EL

Instruction Method: All Methods (Combined)

Total Grade Summary

	06	07	08	09	10	11	12	Total
B. Days Membership	0.0	0.0	0.0	0.0	0.0	0.0	0.0	134,551.0
C. Total Days Absent	0.0	0.0	0.0	0.0	0.0	0.0	0.0	7,372.0
D. Total Days Present	0.0	0.0	0.0	0.0	0.0	0.0	0.0	127,179.0
E. Total Ineligible Days	0.0	0.0	0.0	0.0	0.0	0.0	0.0	505.5
F. Total Eligible Days	0.0	0.0	0.0	0.0	0.0	0.0	0.0	126,673.5
G.1 BE - Elig Days Bilingual/ESL	0.0	0.0	0.0	0.0	0.0	0.0	0.0	9,366.5
G.2 D1 - Elig Days Bil Dual Lang	0.0	0.0	0.0	0.0	0.0	0.0	0.0	12.0
G.3 D2 (EB) - Elig Days Bil Dual Lang	0.0	0.0	0.0	0.0	0.0	0.0	0.0	178.0
G.4 D2 (Non-EB) - Elig Days Bil Dual Lang	0.0	0.0	0.0	0.0	0.0	0.0	0.0	0.0
H.1 Early Ed Eco Dis Elig Days	X	X	X	X	X	X	X	33,887.0
H.2 Early Ed Lang Elig Days	X	X	X	X	X	X	X	6,733.0
I. Eligible Days In Res Fac	0.0	0.0	0.0	0.0	0.0	0.0	0.0	0.0
J. Elig Days Preg Rel Serv	0.0	0.0	0.0	0.0	0.0	0.0	0.0	0.0
K. Elig Days SpecEd main	0.0	0.0	0.0	0.0	0.0	0.0	0.0	4,827.0
L.1 BE - Bil/ESL Refined ADA	0.000	0.000	0.000	0.000	0.000	0.000	0.000	52.061
L.2 D1 - Bil Dual Lang Refined ADA	0.000	0.000	0.000	0.000	0.000	0.000	0.000	0.065
L.3 D2 (EB) - Bil Dual Lang Refined ADA	0.000	0.000	0.000	0.000	0.000	0.000	0.000	0.989
L.4 D2 (Non-EB) - Bil Dual Lang Refined ADA	0.000	0.000	0.000	0.000	0.000	0.000	0.000	0.000
M. Res Fac Refined ADA	0.000	0.000	0.000	0.000	0.000	0.000	0.000	0.000
N. SpecEd Main Refined ADA	0.000	0.000	0.000	0.000	0.000	0.000	0.000	26.832
O.1 Early Ed Eco Dis Refined ADA	X	X	X	X	X	X	X	188.151
O.2 Early Ed Lang Refined ADA	X	X	X	X	X	X	X	37.405
P. Preg Related Serv FTE	0.000	0.000	0.000	0.000	0.000	0.000	0.000	0.000
Q.1 Career & Technical Ed FTE - Tier 1	0.000	0.000	0.000	0.000	0.000	0.000	0.000	0.000
Q.2 Career & Technical Ed FTE - Tier 2	0.000	0.000	0.000	0.000	0.000	0.000	0.000	0.000
Q.3 Career & Technical Ed FTE - Tier 3	0.000	0.000	0.000	0.000	0.000	0.000	0.000	0.000
R. Special Education FTE	0.000	0.000	0.000	0.000	0.000	0.000	0.000	33.775
S. Regular Program Ref ADA	0.000	0.000	0.000	0.000	0.000	0.000	0.000	669.760
T. Total Refined ADA	0.000	0.000	0.000	0.000	0.000	0.000	0.000	703.534
U. Percent in Attendance	0.000%	0.000%	0.000%	0.000%	0.000%	0.000%	0.000%	94.521%

NOTE: Detail may not add to totals due to rounding.

NOTE 2: The following reports should be reviewed concurrently to verify attendance data: PDM3-130-001, PDM3-130-002 & PDM3-130-004.

NOTE 3: This report has been expanded to include attendance fields that were implemented for remote learning. In addition to a combined All Methods page, this report has separate pages for each remote learning instructional method for all rows, excluding Days Taught, Days Membership, Total Days Absent, Total Days Present, Total Ineligible Days, and Percent in Attendance.

This report displays the data for SUMR 2023 - 2024 that was accepted by the ESC on 07/23/24 03:37 PM.

PRINCIPAL'S REPORT OF STUDENT ATTENDANCE

Campus-level Data | All Methods (Combined)

Campuses: All Campuses

2023 - 2024 Summer Collection, Accepted Submission

LEA: 061901 - DENTON ISD  
Campus: 061901120 - PALOMA CREEK EL

Instruction Method: All Methods (Combined)

Total Grade Summary

	EE	PK	KG	01	02	03	04	05
B. Days Membership	360.0	10,184.0	19,654.0	19,074.0	16,275.0	19,550.0	19,522.0	17,449.0
C. Total Days Absent	16.5	458.5	1,529.0	1,364.0	1,098.0	1,206.0	1,132.0	933.0
D. Total Days Present	343.5	9,725.5	18,125.0	17,710.0	15,177.0	18,344.0	18,390.0	16,516.0
E. Total Ineligible Days	343.5	150.5	0.0	0.0	0.0	0.0	0.0	0.0
F. Total Eligible Days	0.0	9,575.0	18,125.0	17,710.0	15,177.0	18,344.0	18,390.0	16,516.0
G.1 BE - Elig Days Bilingual/ESL	0.0	3,731.5	886.0	1,544.0	1,576.0	2,136.0	1,470.0	1,354.0
G.2 D1 - Elig Days Bil Dual Lang	0.0	13.0	0.0	0.0	12.0	0.0	0.0	0.0
G.3 D2 (EB) - Elig Days Bil Dual Lang	0.0	0.0	0.0	0.0	0.0	0.0	0.0	0.0
G.4 D2 (Non-EB) - Elig Days Bil Dual Lang	0.0	0.0	0.0	0.0	0.0	0.0	0.0	0.0
H.1 Early Ed Eco Dis Elig Days	X	X	9,759.0	10,116.0	8,705.0	11,805.0	X	X
H.2 Early Ed Lang Elig Days	X	X	947.0	1,550.0	1,597.0	2,157.0	X	X
I. Eligible Days In Res Fac	0.0	0.0	0.0	0.0	0.0	0.0	0.0	0.0
J. Elig Days Preg Rel Serv	0.0	0.0	0.0	0.0	0.0	0.0	0.0	0.0
K. Elig Days SpecEd main	0.0	81.5	0.0	123.0	179.0	673.0	347.0	487.0
L.1 BE - Bil/ESL Refined ADA	0.000	20.730	4.929	8.588	8.751	11.863	8.174	7.528
L.2 D1 - Bil Dual Lang Refined ADA	0.000	0.075	0.000	0.000	0.069	0.000	0.000	0.000
L.3 D2 (EB) - Bil Dual Lang Refined ADA	0.000	0.000	0.000	0.000	0.000	0.000	0.000	0.000
L.4 D2 (Non-EB) - Bil Dual Lang Refined ADA	0.000	0.000	0.000	0.000	0.000	0.000	0.000	0.000
M. Res Fac Refined ADA	0.000	0.000	0.000	0.000	0.000	0.000	0.000	0.000
N. SpecEd Main Refined ADA	0.000	0.446	0.000	0.684	0.993	3.760	1.927	2.705
O.1 Early Ed Eco Dis Refined ADA	X	X	54.241	56.162	48.424	65.622	X	X
O.2 Early Ed Lang Refined ADA	X	X	5.258	8.620	8.870	11.984	X	X
P. Preg Related Serv FTE	0.000	0.000	0.000	0.000	0.000	0.000	0.000	0.000
Q.1 Career & Technical Ed FTE - Tier 1	0.000	0.000	0.000	0.000	0.000	0.000	0.000	0.000
Q.2 Career & Technical Ed FTE - Tier 2	0.000	0.000	0.000	0.000	0.000	0.000	0.000	0.000
Q.3 Career & Technical Ed FTE - Tier 3	0.000	0.000	0.000	0.000	0.000	0.000	0.000	0.000
R. Special Education FTE	0.000	2.166	4.204	4.545	4.270	4.119	4.391	3.434
S. Regular Program Ref ADA	0.000	51.027	96.532	93.837	80.112	97.849	97.828	88.324
T. Total Refined ADA	0.000	53.193	100.736	98.382	84.382	101.968	102.219	91.758
U. Percent in Attendance	95.417%	95.498%	92.220%	92.849%	93.253%	93.831%	94.201%	94.653%

NOTE: Detail may not add to totals due to rounding.

NOTE 2: The following reports should be reviewed concurrently to verify attendance data: PDM3-130-001, PDM3-130-002 & PDM3-130-004.

NOTE 3: This report has been expanded to include attendance fields that were implemented for remote learning. In addition to a combined All Methods page, this report has separate pages for each remote learning instructional method for all rows, excluding Days Taught, Days Membership, Total Days Absent, Total Days Present, Total Ineligible Days, and Percent in Attendance.

This report displays the data for SUMR 2023 - 2024 that was accepted by the ESC on 07/23/24 03:37 PM.

PRINCIPAL'S REPORT OF STUDENT ATTENDANCE

Campus-level Data | All Methods (Combined)

Campuses: All Campuses

2023 - 2024 Summer Collection, Accepted Submission

LEA: 061901 - DENTON ISD  
Campus: 061901120 - PALOMA CREEK EL

Instruction Method: All Methods (Combined)

Total Grade Summary

	06	07	08	09	10	11	12	Total
B. Days Membership	0.0	0.0	0.0	0.0	0.0	0.0	0.0	122,068.0
C. Total Days Absent	0.0	0.0	0.0	0.0	0.0	0.0	0.0	7,737.0
D. Total Days Present	0.0	0.0	0.0	0.0	0.0	0.0	0.0	114,331.0
E. Total Ineligible Days	0.0	0.0	0.0	0.0	0.0	0.0	0.0	494.0
F. Total Eligible Days	0.0	0.0	0.0	0.0	0.0	0.0	0.0	113,837.0
G.1 BE - Elig Days Bilingual/ESL	0.0	0.0	0.0	0.0	0.0	0.0	0.0	12,697.5
G.2 D1 - Elig Days Bil Dual Lang	0.0	0.0	0.0	0.0	0.0	0.0	0.0	25.0
G.3 D2 (EB) - Elig Days Bil Dual Lang	0.0	0.0	0.0	0.0	0.0	0.0	0.0	0.0
G.4 D2 (Non-EB) - Elig Days Bil Dual Lang	0.0	0.0	0.0	0.0	0.0	0.0	0.0	0.0
H.1 Early Ed Eco Dis Elig Days	X	X	X	X	X	X	X	40,385.0
H.2 Early Ed Lang Elig Days	X	X	X	X	X	X	X	6,251.0
I. Eligible Days In Res Fac	0.0	0.0	0.0	0.0	0.0	0.0	0.0	0.0
J. Elig Days Preg Rel Serv	0.0	0.0	0.0	0.0	0.0	0.0	0.0	0.0
K. Elig Days SpecEd main	0.0	0.0	0.0	0.0	0.0	0.0	0.0	1,890.5
L.1 BE - Bil/ESL Refined ADA	0.000	0.000	0.000	0.000	0.000	0.000	0.000	70.563
L.2 D1 - Bil Dual Lang Refined ADA	0.000	0.000	0.000	0.000	0.000	0.000	0.000	0.144
L.3 D2 (EB) - Bil Dual Lang Refined ADA	0.000	0.000	0.000	0.000	0.000	0.000	0.000	0.000
L.4 D2 (Non-EB) - Bil Dual Lang Refined ADA	0.000	0.000	0.000	0.000	0.000	0.000	0.000	0.000
M. Res Fac Refined ADA	0.000	0.000	0.000	0.000	0.000	0.000	0.000	0.000
N. SpecEd Main Refined ADA	0.000	0.000	0.000	0.000	0.000	0.000	0.000	10.515
O.1 Early Ed Eco Dis Refined ADA	X	X	X	X	X	X	X	224.450
O.2 Early Ed Lang Refined ADA	X	X	X	X	X	X	X	34.733
P. Preg Related Serv FTE	0.000	0.000	0.000	0.000	0.000	0.000	0.000	0.000
Q.1 Career & Technical Ed FTE - Tier 1	0.000	0.000	0.000	0.000	0.000	0.000	0.000	0.000
Q.2 Career & Technical Ed FTE - Tier 2	0.000	0.000	0.000	0.000	0.000	0.000	0.000	0.000
Q.3 Career & Technical Ed FTE - Tier 3	0.000	0.000	0.000	0.000	0.000	0.000	0.000	0.000
R. Special Education FTE	0.000	0.000	0.000	0.000	0.000	0.000	0.000	27.129
S. Regular Program Ref ADA	0.000	0.000	0.000	0.000	0.000	0.000	0.000	605.508
T. Total Refined ADA	0.000	0.000	0.000	0.000	0.000	0.000	0.000	632.638
U. Percent in Attendance	0.000%	0.000%	0.000%	0.000%	0.000%	0.000%	0.000%	93.662%

NOTE: Detail may not add to totals due to rounding.

NOTE 2: The following reports should be reviewed concurrently to verify attendance data: PDM3-130-001, PDM3-130-002 & PDM3-130-004.

NOTE 3: This report has been expanded to include attendance fields that were implemented for remote learning. In addition to a combined All Methods page, this report has separate pages for each remote learning instructional method for all rows, excluding Days Taught, Days Membership, Total Days Absent, Total Days Present, Total Ineligible Days, and Percent in Attendance.

This report displays the data for SUMR 2023 - 2024 that was accepted by the ESC on 07/23/24 03:37 PM.

PRINCIPAL'S REPORT OF STUDENT ATTENDANCE

Campus-level Data | All Methods (Combined)

Campuses: All Campuses

2023 - 2024 Summer Collection, Accepted Submission

LEA: 061901 - DENTON ISD  
Campus: 061901121 - NELSON EL

Instruction Method: All Methods (Combined)

Total Grade Summary

	EE	PK	KG	01	02	03	04	05
B. Days Membership	1,313.0	6,899.0	13,175.0	13,732.0	14,604.0	15,057.0	12,162.0	16,552.0
C. Total Days Absent	107.5	179.0	512.0	739.0	676.0	630.0	422.0	682.0
D. Total Days Present	1,205.5	6,720.0	12,663.0	12,993.0	13,928.0	14,427.0	11,740.0	15,870.0
E. Total Ineligible Days	608.5	889.5	0.0	0.0	0.0	0.0	0.0	0.0
F. Total Eligible Days	597.0	5,830.5	12,663.0	12,993.0	13,928.0	14,427.0	11,740.0	15,870.0
G.1 BE - Elig Days Bilingual/ESL	0.0	987.0	1,444.0	1,557.0	2,012.0	1,778.0	1,022.0	2,023.0
G.2 D1 - Elig Days Bil Dual Lang	0.0	176.5	260.0	0.0	0.0	0.0	0.0	0.0
G.3 D2 (EB) - Elig Days Bil Dual Lang	0.0	0.0	0.0	0.0	0.0	0.0	0.0	0.0
G.4 D2 (Non-EB) - Elig Days Bil Dual Lang	0.0	0.0	0.0	0.0	0.0	0.0	0.0	0.0
H.1 Early Ed Eco Dis Elig Days	X	X	5,512.0	7,971.0	5,955.0	5,891.0	X	X
H.2 Early Ed Lang Elig Days	X	X	1,714.0	1,573.0	2,028.0	1,794.0	X	X
I. Eligible Days In Res Fac	0.0	0.0	0.0	0.0	0.0	0.0	0.0	0.0
J. Elig Days Preg Rel Serv	0.0	0.0	0.0	0.0	0.0	0.0	0.0	0.0
K. Elig Days SpecEd main	462.0	11.0	180.0	204.0	0.0	543.0	174.0	0.0
L.1 BE - Bil/ESL Refined ADA	0.000	5.484	8.019	8.642	11.171	9.873	5.676	11.236
L.2 D1 - Bil Dual Lang Refined ADA	0.000	0.980	1.440	0.000	0.000	0.000	0.000	0.000
L.3 D2 (EB) - Bil Dual Lang Refined ADA	0.000	0.000	0.000	0.000	0.000	0.000	0.000	0.000
L.4 D2 (Non-EB) - Bil Dual Lang Refined ADA	0.000	0.000	0.000	0.000	0.000	0.000	0.000	0.000
M. Res Fac Refined ADA	0.000	0.000	0.000	0.000	0.000	0.000	0.000	0.000
N. SpecEd Main Refined ADA	2.569	0.061	0.999	1.133	0.000	3.030	0.966	0.000
O.1 Early Ed Eco Dis Refined ADA	X	X	30.606	44.256	33.081	32.722	X	X
O.2 Early Ed Lang Refined ADA	X	X	9.510	8.734	11.263	9.962	X	X
P. Preg Related Serv FTE	0.000	0.000	0.000	0.000	0.000	0.000	0.000	0.000
Q.1 Career & Technical Ed FTE - Tier 1	0.000	0.000	0.000	0.000	0.000	0.000	0.000	0.000
Q.2 Career & Technical Ed FTE - Tier 2	0.000	0.000	0.000	0.000	0.000	0.000	0.000	0.000
Q.3 Career & Technical Ed FTE - Tier 3	0.000	0.000	0.000	0.000	0.000	0.000	0.000	0.000
R. Special Education FTE	0.404	3.418	3.591	4.394	4.790	3.959	4.547	5.649
S. Regular Program Ref ADA	2.917	28.995	66.737	67.760	72.584	76.171	60.680	82.530
T. Total Refined ADA	3.320	32.413	70.328	72.154	77.374	80.130	65.227	88.180
U. Percent in Attendance	91.813%	97.405%	96.114%	94.618%	95.371%	95.816%	96.530%	95.880%

NOTE: Detail may not add to totals due to rounding.

NOTE 2: The following reports should be reviewed concurrently to verify attendance data: PDM3-130-001, PDM3-130-002 & PDM3-130-004.

NOTE 3: This report has been expanded to include attendance fields that were implemented for remote learning. In addition to a combined All Methods page, this report has separate pages for each remote learning instructional method for all rows, excluding Days Taught, Days Membership, Total Days Absent, Total Days Present, Total Ineligible Days, and Percent in Attendance.

This report displays the data for SUMR 2023 - 2024 that was accepted by the ESC on 07/23/24 03:37 PM.

PRINCIPAL'S REPORT OF STUDENT ATTENDANCE

Campus-level Data | All Methods (Combined)

Campuses: All Campuses

2023 - 2024 Summer Collection, Accepted Submission

LEA: 061901 - DENTON ISD  
Campus: 061901121 - NELSON EL

Instruction Method: All Methods (Combined)

Total Grade Summary

	06	07	08	09	10	11	12	Total
B. Days Membership	0.0	0.0	0.0	0.0	0.0	0.0	0.0	93,494.0
C. Total Days Absent	0.0	0.0	0.0	0.0	0.0	0.0	0.0	3,947.5
D. Total Days Present	0.0	0.0	0.0	0.0	0.0	0.0	0.0	89,546.5
E. Total Ineligible Days	0.0	0.0	0.0	0.0	0.0	0.0	0.0	1,498.0
F. Total Eligible Days	0.0	0.0	0.0	0.0	0.0	0.0	0.0	88,048.5
G.1 BE - Elig Days Bilingual/ESL	0.0	0.0	0.0	0.0	0.0	0.0	0.0	10,823.0
G.2 D1 - Elig Days Bil Dual Lang	0.0	0.0	0.0	0.0	0.0	0.0	0.0	436.5
G.3 D2 (EB) - Elig Days Bil Dual Lang	0.0	0.0	0.0	0.0	0.0	0.0	0.0	0.0
G.4 D2 (Non-EB) - Elig Days Bil Dual Lang	0.0	0.0	0.0	0.0	0.0	0.0	0.0	0.0
H.1 Early Ed Eco Dis Elig Days	X	X	X	X	X	X	X	25,329.0
H.2 Early Ed Lang Elig Days	X	X	X	X	X	X	X	7,109.0
I. Eligible Days In Res Fac	0.0	0.0	0.0	0.0	0.0	0.0	0.0	0.0
J. Elig Days Preg Rel Serv	0.0	0.0	0.0	0.0	0.0	0.0	0.0	0.0
K. Elig Days SpecEd main	0.0	0.0	0.0	0.0	0.0	0.0	0.0	1,574.0
L.1 BE - Bil/ESL Refined ADA	0.000	0.000	0.000	0.000	0.000	0.000	0.000	60.100
L.2 D1 - Bil Dual Lang Refined ADA	0.000	0.000	0.000	0.000	0.000	0.000	0.000	2.420
L.3 D2 (EB) - Bil Dual Lang Refined ADA	0.000	0.000	0.000	0.000	0.000	0.000	0.000	0.000
L.4 D2 (Non-EB) - Bil Dual Lang Refined ADA	0.000	0.000	0.000	0.000	0.000	0.000	0.000	0.000
M. Res Fac Refined ADA	0.000	0.000	0.000	0.000	0.000	0.000	0.000	0.000
N. SpecEd Main Refined ADA	0.000	0.000	0.000	0.000	0.000	0.000	0.000	8.757
O.1 Early Ed Eco Dis Refined ADA	X	X	X	X	X	X	X	140.665
O.2 Early Ed Lang Refined ADA	X	X	X	X	X	X	X	39.469
P. Preg Related Serv FTE	0.000	0.000	0.000	0.000	0.000	0.000	0.000	0.000
Q.1 Career & Technical Ed FTE - Tier 1	0.000	0.000	0.000	0.000	0.000	0.000	0.000	0.000
Q.2 Career & Technical Ed FTE - Tier 2	0.000	0.000	0.000	0.000	0.000	0.000	0.000	0.000
Q.3 Career & Technical Ed FTE - Tier 3	0.000	0.000	0.000	0.000	0.000	0.000	0.000	0.000
R. Special Education FTE	0.000	0.000	0.000	0.000	0.000	0.000	0.000	30.751
S. Regular Program Ref ADA	0.000	0.000	0.000	0.000	0.000	0.000	0.000	458.374
T. Total Refined ADA	0.000	0.000	0.000	0.000	0.000	0.000	0.000	489.126
U. Percent in Attendance	0.000%	0.000%	0.000%	0.000%	0.000%	0.000%	0.000%	95.778%

NOTE: Detail may not add to totals due to rounding.

NOTE 2: The following reports should be reviewed concurrently to verify attendance data: PDM3-130-001, PDM3-130-002 & PDM3-130-004.

NOTE 3: This report has been expanded to include attendance fields that were implemented for remote learning. In addition to a combined All Methods page, this report has separate pages for each remote learning instructional method for all rows, excluding Days Taught, Days Membership, Total Days Absent, Total Days Present, Total Ineligible Days, and Percent in Attendance.

This report displays the data for SUMR 2023 - 2024 that was accepted by the ESC on 07/23/24 03:37 PM.

PRINCIPAL'S REPORT OF STUDENT ATTENDANCE

Campus-level Data | All Methods (Combined)

Campuses: All Campuses

2023 - 2024 Summer Collection, Accepted Submission

LEA: 061901 - DENTON ISD  
Campus: 061901123 - STEPHENS EL

Instruction Method: All Methods (Combined)

Total Grade Summary

	EE	PK	KG	01	02	03	04	05
B. Days Membership	1,243.0	8,317.0	12,044.0	13,541.0	13,855.0	10,760.0	12,582.0	10,917.0
C. Total Days Absent	40.0	313.5	835.0	727.0	806.0	512.0	640.0	625.0
D. Total Days Present	1,203.0	8,003.5	11,209.0	12,814.0	13,049.0	10,248.0	11,942.0	10,292.0
E. Total Ineligible Days	1,203.0	100.5	0.0	0.0	0.0	0.0	0.0	0.0
F. Total Eligible Days	0.0	7,903.0	11,209.0	12,814.0	13,049.0	10,248.0	11,942.0	10,292.0
G.1 BE - Elig Days Bilingual/ESL	0.0	1,380.0	625.0	1,438.0	391.0	512.0	1,124.0	164.0
G.2 D1 - Elig Days Bil Dual Lang	0.0	0.0	0.0	0.0	0.0	102.0	102.0	0.0
G.3 D2 (EB) - Elig Days Bil Dual Lang	0.0	0.0	0.0	0.0	0.0	0.0	0.0	0.0
G.4 D2 (Non-EB) - Elig Days Bil Dual Lang	0.0	0.0	0.0	0.0	0.0	0.0	0.0	0.0
H.1 Early Ed Eco Dis Elig Days	X	X	7,220.0	7,008.0	8,822.0	6,580.0	X	X
H.2 Early Ed Lang Elig Days	X	X	649.0	1,454.0	438.0	614.0	X	X
I. Eligible Days In Res Fac	0.0	0.0	0.0	0.0	0.0	0.0	0.0	0.0
J. Elig Days Preg Rel Serv	0.0	0.0	0.0	0.0	0.0	0.0	0.0	0.0
K. Elig Days SpecEd main	0.0	285.5	0.0	176.0	182.0	51.0	253.0	477.0
L.1 BE - Bil/ESL Refined ADA	0.000	7.667	3.473	7.977	2.188	2.844	6.237	0.910
L.2 D1 - Bil Dual Lang Refined ADA	0.000	0.000	0.000	0.000	0.000	0.575	0.575	0.000
L.3 D2 (EB) - Bil Dual Lang Refined ADA	0.000	0.000	0.000	0.000	0.000	0.000	0.000	0.000
L.4 D2 (Non-EB) - Bil Dual Lang Refined ADA	0.000	0.000	0.000	0.000	0.000	0.000	0.000	0.000
M. Res Fac Refined ADA	0.000	0.000	0.000	0.000	0.000	0.000	0.000	0.000
N. SpecEd Main Refined ADA	0.000	1.574	0.000	0.977	1.019	0.276	1.402	2.654
O.1 Early Ed Eco Dis Refined ADA	X	X	40.103	38.901	49.032	36.563	X	X
O.2 Early Ed Lang Refined ADA	X	X	3.602	8.069	2.440	3.419	X	X
P. Preg Related Serv FTE	0.000	0.000	0.000	0.000	0.000	0.000	0.000	0.000
Q.1 Career & Technical Ed FTE - Tier 1	0.000	0.000	0.000	0.000	0.000	0.000	0.000	0.000
Q.2 Career & Technical Ed FTE - Tier 2	0.000	0.000	0.000	0.000	0.000	0.000	0.000	0.000
Q.3 Career & Technical Ed FTE - Tier 3	0.000	0.000	0.000	0.000	0.000	0.000	0.000	0.000
R. Special Education FTE	0.000	5.666	4.049	3.660	4.446	3.312	5.175	4.271
S. Regular Program Ref ADA	0.000	38.221	58.206	67.486	68.063	53.633	61.179	52.909
T. Total Refined ADA	0.000	43.887	62.255	71.147	72.509	56.945	66.354	57.179
U. Percent in Attendance	96.782%	96.231%	93.067%	94.631%	94.183%	95.242%	94.913%	94.275%

NOTE: Detail may not add to totals due to rounding.

NOTE 2: The following reports should be reviewed concurrently to verify attendance data: PDM3-130-001, PDM3-130-002 & PDM3-130-004.

NOTE 3: This report has been expanded to include attendance fields that were implemented for remote learning. In addition to a combined All Methods page, this report has separate pages for each remote learning instructional method for all rows, excluding Days Taught, Days Membership, Total Days Absent, Total Days Present, Total Ineligible Days, and Percent in Attendance.

This report displays the data for SUMR 2023 - 2024 that was accepted by the ESC on 07/23/24 03:37 PM.

PRINCIPAL'S REPORT OF STUDENT ATTENDANCE

Campus-level Data | All Methods (Combined)

Campuses: All Campuses

2023 - 2024 Summer Collection, Accepted Submission

LEA: 061901 - DENTON ISD  
Campus: 061901123 - STEPHENS EL

Instruction Method: All Methods (Combined)

Total Grade Summary

	06	07	08	09	10	11	12	Total
B. Days Membership	0.0	0.0	0.0	0.0	0.0	0.0	0.0	83,259.0
C. Total Days Absent	0.0	0.0	0.0	0.0	0.0	0.0	0.0	4,498.5
D. Total Days Present	0.0	0.0	0.0	0.0	0.0	0.0	0.0	78,760.5
E. Total Ineligible Days	0.0	0.0	0.0	0.0	0.0	0.0	0.0	1,303.5
F. Total Eligible Days	0.0	0.0	0.0	0.0	0.0	0.0	0.0	77,457.0
G.1 BE - Elig Days Bilingual/ESL	0.0	0.0	0.0	0.0	0.0	0.0	0.0	5,634.0
G.2 D1 - Elig Days Bil Dual Lang	0.0	0.0	0.0	0.0	0.0	0.0	0.0	204.0
G.3 D2 (EB) - Elig Days Bil Dual Lang	0.0	0.0	0.0	0.0	0.0	0.0	0.0	0.0
G.4 D2 (Non-EB) - Elig Days Bil Dual Lang	0.0	0.0	0.0	0.0	0.0	0.0	0.0	0.0
H.1 Early Ed Eco Dis Elig Days	X	X	X	X	X	X	X	29,630.0
H.2 Early Ed Lang Elig Days	X	X	X	X	X	X	X	3,155.0
I. Eligible Days In Res Fac	0.0	0.0	0.0	0.0	0.0	0.0	0.0	0.0
J. Elig Days Preg Rel Serv	0.0	0.0	0.0	0.0	0.0	0.0	0.0	0.0
K. Elig Days SpecEd main	0.0	0.0	0.0	0.0	0.0	0.0	0.0	1,424.5
L.1 BE - Bil/ESL Refined ADA	0.000	0.000	0.000	0.000	0.000	0.000	0.000	31.295
L.2 D1 - Bil Dual Lang Refined ADA	0.000	0.000	0.000	0.000	0.000	0.000	0.000	1.149
L.3 D2 (EB) - Bil Dual Lang Refined ADA	0.000	0.000	0.000	0.000	0.000	0.000	0.000	0.000
L.4 D2 (Non-EB) - Bil Dual Lang Refined ADA	0.000	0.000	0.000	0.000	0.000	0.000	0.000	0.000
M. Res Fac Refined ADA	0.000	0.000	0.000	0.000	0.000	0.000	0.000	0.000
N. SpecEd Main Refined ADA	0.000	0.000	0.000	0.000	0.000	0.000	0.000	7.902
O.1 Early Ed Eco Dis Refined ADA	X	X	X	X	X	X	X	164.599
O.2 Early Ed Lang Refined ADA	X	X	X	X	X	X	X	17.530
P. Preg Related Serv FTE	0.000	0.000	0.000	0.000	0.000	0.000	0.000	0.000
Q.1 Career & Technical Ed FTE - Tier 1	0.000	0.000	0.000	0.000	0.000	0.000	0.000	0.000
Q.2 Career & Technical Ed FTE - Tier 2	0.000	0.000	0.000	0.000	0.000	0.000	0.000	0.000
Q.3 Career & Technical Ed FTE - Tier 3	0.000	0.000	0.000	0.000	0.000	0.000	0.000	0.000
R. Special Education FTE	0.000	0.000	0.000	0.000	0.000	0.000	0.000	30.579
S. Regular Program Ref ADA	0.000	0.000	0.000	0.000	0.000	0.000	0.000	399.697
T. Total Refined ADA	0.000	0.000	0.000	0.000	0.000	0.000	0.000	430.276
U. Percent in Attendance	0.000%	0.000%	0.000%	0.000%	0.000%	0.000%	0.000%	94.597%

NOTE: Detail may not add to totals due to rounding.

NOTE 2: The following reports should be reviewed concurrently to verify attendance data: PDM3-130-001, PDM3-130-002 & PDM3-130-004.

NOTE 3: This report has been expanded to include attendance fields that were implemented for remote learning. In addition to a combined All Methods page, this report has separate pages for each remote learning instructional method for all rows, excluding Days Taught, Days Membership, Total Days Absent, Total Days Present, Total Ineligible Days, and Percent in Attendance.

This report displays the data for SUMR 2023 - 2024 that was accepted by the ESC on 07/23/24 03:37 PM.



PRINCIPAL'S REPORT OF STUDENT ATTENDANCE

Campus-level Data | All Methods (Combined)

Campuses: All Campuses

2023 - 2024 Summer Collection, Accepted Submission

LEA: 061901 - DENTON ISD  
Campus: 061901125 - CROSS OAKS EL

Instruction Method: All Methods (Combined)

Total Grade Summary

	EE	PK	KG	01	02	03	04	05
B. Days Membership	833.0	10,517.0	17,227.0	16,261.0	15,936.0	16,582.0	18,637.0	19,064.0
C. Total Days Absent	67.5	512.0	926.5	897.0	812.0	799.0	1,014.0	799.0
D. Total Days Present	765.5	10,005.0	16,300.5	15,364.0	15,124.0	15,783.0	17,623.0	18,265.0
E. Total Ineligible Days	765.5	512.0	0.0	0.0	0.0	0.0	0.0	0.0
F. Total Eligible Days	0.0	9,493.0	16,300.5	15,364.0	15,124.0	15,783.0	17,623.0	18,265.0
G.1 BE - Elig Days Bilingual/ESL	0.0	4,099.0	4,069.0	307.0	1,585.0	1,118.0	1,518.0	1,468.0
G.2 D1 - Elig Days Bil Dual Lang	0.0	168.0	92.0	1,448.0	0.0	0.0	0.0	0.0
G.3 D2 (EB) - Elig Days Bil Dual Lang	0.0	0.0	50.0	50.0	0.0	0.0	0.0	0.0
G.4 D2 (Non-EB) - Elig Days Bil Dual Lang	0.0	0.0	0.0	0.0	0.0	0.0	0.0	0.0
H.1 Early Ed Eco Dis Elig Days	X	X	8,385.0	7,824.0	8,258.0	6,535.0	X	X
H.2 Early Ed Lang Elig Days	X	X	4,218.0	1,858.0	1,590.0	1,171.0	X	X
I. Eligible Days In Res Fac	0.0	0.0	0.0	0.0	0.0	0.0	0.0	0.0
J. Elig Days Preg Rel Serv	0.0	0.0	0.0	0.0	0.0	0.0	0.0	0.0
K. Elig Days SpecEd main	0.0	555.5	168.0	63.0	356.0	832.0	681.0	1,635.0
L.1 BE - Bil/ESL Refined ADA	0.000	22.812	22.607	1.710	8.804	6.217	8.433	8.147
L.2 D1 - Bil Dual Lang Refined ADA	0.000	0.933	0.507	8.041	0.000	0.000	0.000	0.000
L.3 D2 (EB) - Bil Dual Lang Refined ADA	0.000	0.000	0.271	0.271	0.000	0.000	0.000	0.000
L.4 D2 (Non-EB) - Bil Dual Lang Refined ADA	0.000	0.000	0.000	0.000	0.000	0.000	0.000	0.000
M. Res Fac Refined ADA	0.000	0.000	0.000	0.000	0.000	0.000	0.000	0.000
N. SpecEd Main Refined ADA	0.000	3.080	0.933	0.355	1.981	4.644	3.810	9.128
O.1 Early Ed Eco Dis Refined ADA	X	X	46.561	43.456	45.887	36.319	X	X
O.2 Early Ed Lang Refined ADA	X	X	23.425	10.313	8.832	6.506	X	X
P. Preg Related Serv FTE	0.000	0.000	0.000	0.000	0.000	0.000	0.000	0.000
Q.1 Career & Technical Ed FTE - Tier 1	0.000	0.000	0.000	0.000	0.000	0.000	0.000	0.000
Q.2 Career & Technical Ed FTE - Tier 2	0.000	0.000	0.000	0.000	0.000	0.000	0.000	0.000
Q.3 Career & Technical Ed FTE - Tier 3	0.000	0.000	0.000	0.000	0.000	0.000	0.000	0.000
R. Special Education FTE	0.000	4.732	1.450	1.052	4.862	4.066	3.422	7.301
S. Regular Program Ref ADA	0.000	48.034	89.070	84.278	79.159	83.634	94.546	94.163
T. Total Refined ADA	0.000	52.766	90.520	85.330	84.021	87.700	97.967	101.464
U. Percent in Attendance	91.897%	95.132%	94.622%	94.484%	94.905%	95.182%	94.559%	95.809%

NOTE: Detail may not add to totals due to rounding.

NOTE 2: The following reports should be reviewed concurrently to verify attendance data: PDM3-130-001, PDM3-130-002 & PDM3-130-004.

NOTE 3: This report has been expanded to include attendance fields that were implemented for remote learning. In addition to a combined All Methods page, this report has separate pages for each remote learning instructional method for all rows, excluding Days Taught, Days Membership, Total Days Absent, Total Days Present, Total Ineligible Days, and Percent in Attendance.

This report displays the data for SUMR 2023 - 2024 that was accepted by the ESC on 07/23/24 03:37 PM.

PRINCIPAL'S REPORT OF STUDENT ATTENDANCE

Campus-level Data | All Methods (Combined)

Campuses: All Campuses

2023 - 2024 Summer Collection, Accepted Submission

LEA: 061901 - DENTON ISD  
Campus: 061901125 - CROSS OAKS EL

Instruction Method: All Methods (Combined)

Total Grade Summary

	06	07	08	09	10	11	12	Total
B. Days Membership	0.0	0.0	0.0	0.0	0.0	0.0	0.0	115,057.0
C. Total Days Absent	0.0	0.0	0.0	0.0	0.0	0.0	0.0	5,827.0
D. Total Days Present	0.0	0.0	0.0	0.0	0.0	0.0	0.0	109,230.0
E. Total Ineligible Days	0.0	0.0	0.0	0.0	0.0	0.0	0.0	1,277.5
F. Total Eligible Days	0.0	0.0	0.0	0.0	0.0	0.0	0.0	107,952.5
G.1 BE - Elig Days Bilingual/ESL	0.0	0.0	0.0	0.0	0.0	0.0	0.0	14,164.0
G.2 D1 - Elig Days Bil Dual Lang	0.0	0.0	0.0	0.0	0.0	0.0	0.0	1,708.0
G.3 D2 (EB) - Elig Days Bil Dual Lang	0.0	0.0	0.0	0.0	0.0	0.0	0.0	100.0
G.4 D2 (Non-EB) - Elig Days Bil Dual Lang	0.0	0.0	0.0	0.0	0.0	0.0	0.0	0.0
H.1 Early Ed Eco Dis Elig Days	X	X	X	X	X	X	X	31,002.0
H.2 Early Ed Lang Elig Days	X	X	X	X	X	X	X	8,837.0
I. Eligible Days In Res Fac	0.0	0.0	0.0	0.0	0.0	0.0	0.0	0.0
J. Elig Days Preg Rel Serv	0.0	0.0	0.0	0.0	0.0	0.0	0.0	0.0
K. Elig Days SpecEd main	0.0	0.0	0.0	0.0	0.0	0.0	0.0	4,290.5
L.1 BE - Bil/ESL Refined ADA	0.000	0.000	0.000	0.000	0.000	0.000	0.000	78.730
L.2 D1 - Bil Dual Lang Refined ADA	0.000	0.000	0.000	0.000	0.000	0.000	0.000	9.481
L.3 D2 (EB) - Bil Dual Lang Refined ADA	0.000	0.000	0.000	0.000	0.000	0.000	0.000	0.542
L.4 D2 (Non-EB) - Bil Dual Lang Refined ADA	0.000	0.000	0.000	0.000	0.000	0.000	0.000	0.000
M. Res Fac Refined ADA	0.000	0.000	0.000	0.000	0.000	0.000	0.000	0.000
N. SpecEd Main Refined ADA	0.000	0.000	0.000	0.000	0.000	0.000	0.000	23.932
O.1 Early Ed Eco Dis Refined ADA	X	X	X	X	X	X	X	172.224
O.2 Early Ed Lang Refined ADA	X	X	X	X	X	X	X	49.075
P. Preg Related Serv FTE	0.000	0.000	0.000	0.000	0.000	0.000	0.000	0.000
Q.1 Career & Technical Ed FTE - Tier 1	0.000	0.000	0.000	0.000	0.000	0.000	0.000	0.000
Q.2 Career & Technical Ed FTE - Tier 2	0.000	0.000	0.000	0.000	0.000	0.000	0.000	0.000
Q.3 Career & Technical Ed FTE - Tier 3	0.000	0.000	0.000	0.000	0.000	0.000	0.000	0.000
R. Special Education FTE	0.000	0.000	0.000	0.000	0.000	0.000	0.000	26.885
S. Regular Program Ref ADA	0.000	0.000	0.000	0.000	0.000	0.000	0.000	572.885
T. Total Refined ADA	0.000	0.000	0.000	0.000	0.000	0.000	0.000	599.769
U. Percent in Attendance	0.000%	0.000%	0.000%	0.000%	0.000%	0.000%	0.000%	94.936%

NOTE: Detail may not add to totals due to rounding.

NOTE 2: The following reports should be reviewed concurrently to verify attendance data: PDM3-130-001, PDM3-130-002 & PDM3-130-004.

NOTE 3: This report has been expanded to include attendance fields that were implemented for remote learning. In addition to a combined All Methods page, this report has separate pages for each remote learning instructional method for all rows, excluding Days Taught, Days Membership, Total Days Absent, Total Days Present, Total Ineligible Days, and Percent in Attendance.

This report displays the data for SUMR 2023 - 2024 that was accepted by the ESC on 07/23/24 03:37 PM.

PRINCIPAL'S REPORT OF STUDENT ATTENDANCE

Campus-level Data | All Methods (Combined)

Campuses: All Campuses

2023 - 2024 Summer Collection, Accepted Submission

LEA: 061901 - DENTON ISD  
Campus: 061901127 - CATHERINE BELL EL

Instruction Method: All Methods (Combined)

Total Grade Summary

	EE	PK	KG	01	02	03	04	05
B. Days Membership	2,001.0	7,440.0	17,667.0	14,578.0	17,924.0	17,861.0	19,238.0	17,351.0
C. Total Days Absent	177.0	338.0	1,280.0	897.0	1,304.0	1,034.0	1,049.0	901.0
D. Total Days Present	1,824.0	7,102.0	16,387.0	13,681.0	16,620.0	16,827.0	18,189.0	16,450.0
E. Total Ineligible Days	911.0	401.5	0.0	0.0	0.0	0.0	0.0	0.0
F. Total Eligible Days	913.0	6,700.5	16,387.0	13,681.0	16,620.0	16,827.0	18,189.0	16,450.0
G.1 BE - Elig Days Bilingual/ESL	0.0	1,914.0	1,361.0	1,110.0	1,618.0	2,110.0	1,070.0	1,221.0
G.2 D1 - Elig Days Bil Dual Lang	0.0	0.0	0.0	2.0	2.0	42.0	0.0	0.0
G.3 D2 (EB) - Elig Days Bil Dual Lang	0.0	0.0	0.0	0.0	0.0	0.0	0.0	0.0
G.4 D2 (Non-EB) - Elig Days Bil Dual Lang	0.0	0.0	0.0	0.0	0.0	0.0	0.0	0.0
H.1 Early Ed Eco Dis Elig Days	X	X	9,014.0	6,793.0	9,883.0	10,543.0	X	X
H.2 Early Ed Lang Elig Days	X	X	1,369.0	1,112.0	1,637.0	2,190.0	X	X
I. Eligible Days In Res Fac	0.0	0.0	0.0	0.0	0.0	0.0	0.0	0.0
J. Elig Days Preg Rel Serv	0.0	0.0	0.0	0.0	0.0	0.0	0.0	0.0
K. Elig Days SpecEd main	212.0	110.0	173.0	732.0	385.0	1,371.0	381.0	687.0
L.1 BE - Bil/ESL Refined ADA	0.000	10.635	7.544	6.159	8.966	11.708	5.926	6.768
L.2 D1 - Bil Dual Lang Refined ADA	0.000	0.000	0.000	0.011	0.011	0.228	0.000	0.000
L.3 D2 (EB) - Bil Dual Lang Refined ADA	0.000	0.000	0.000	0.000	0.000	0.000	0.000	0.000
L.4 D2 (Non-EB) - Bil Dual Lang Refined ADA	0.000	0.000	0.000	0.000	0.000	0.000	0.000	0.000
M. Res Fac Refined ADA	0.000	0.000	0.000	0.000	0.000	0.000	0.000	0.000
N. SpecEd Main Refined ADA	1.178	0.610	0.961	4.053	2.144	7.611	2.115	3.818
O.1 Early Ed Eco Dis Refined ADA	X	X	50.010	37.703	54.852	58.517	X	X
O.2 Early Ed Lang Refined ADA	X	X	7.586	6.170	9.074	12.135	X	X
P. Preg Related Serv FTE	0.000	0.000	0.000	0.000	0.000	0.000	0.000	0.000
Q.1 Career & Technical Ed FTE - Tier 1	0.000	0.000	0.000	0.000	0.000	0.000	0.000	0.000
Q.2 Career & Technical Ed FTE - Tier 2	0.000	0.000	0.000	0.000	0.000	0.000	0.000	0.000
Q.3 Career & Technical Ed FTE - Tier 3	0.000	0.000	0.000	0.000	0.000	0.000	0.000	0.000
R. Special Education FTE	1.896	3.136	2.107	1.606	5.448	4.803	7.262	5.337
S. Regular Program Ref ADA	3.180	34.052	88.848	74.323	86.810	88.585	93.738	85.982
T. Total Refined ADA	5.076	37.188	90.955	75.929	92.258	93.388	100.999	91.319
U. Percent in Attendance	91.154%	95.457%	92.755%	93.847%	92.725%	94.211%	94.547%	94.807%

NOTE: Detail may not add to totals due to rounding.

NOTE 2: The following reports should be reviewed concurrently to verify attendance data: PDM3-130-001, PDM3-130-002 & PDM3-130-004.

NOTE 3: This report has been expanded to include attendance fields that were implemented for remote learning. In addition to a combined All Methods page, this report has separate pages for each remote learning instructional method for all rows, excluding Days Taught, Days Membership, Total Days Absent, Total Days Present, Total Ineligible Days, and Percent in Attendance.

This report displays the data for SUMR 2023 - 2024 that was accepted by the ESC on 07/23/24 03:37 PM.

PRINCIPAL'S REPORT OF STUDENT ATTENDANCE

Campus-level Data | All Methods (Combined)

Campuses: All Campuses

2023 - 2024 Summer Collection, Accepted Submission

LEA: 061901 - DENTON ISD  
Campus: 061901127 - CATHERINE BELL EL

Instruction Method: All Methods (Combined)

Total Grade Summary

	06	07	08	09	10	11	12	Total
B. Days Membership	0.0	0.0	0.0	0.0	0.0	0.0	0.0	114,060.0
C. Total Days Absent	0.0	0.0	0.0	0.0	0.0	0.0	0.0	6,980.0
D. Total Days Present	0.0	0.0	0.0	0.0	0.0	0.0	0.0	107,080.0
E. Total Ineligible Days	0.0	0.0	0.0	0.0	0.0	0.0	0.0	1,312.5
F. Total Eligible Days	0.0	0.0	0.0	0.0	0.0	0.0	0.0	105,767.5
G.1 BE - Elig Days Bilingual/ESL	0.0	0.0	0.0	0.0	0.0	0.0	0.0	10,404.0
G.2 D1 - Elig Days Bil Dual Lang	0.0	0.0	0.0	0.0	0.0	0.0	0.0	46.0
G.3 D2 (EB) - Elig Days Bil Dual Lang	0.0	0.0	0.0	0.0	0.0	0.0	0.0	0.0
G.4 D2 (Non-EB) - Elig Days Bil Dual Lang	0.0	0.0	0.0	0.0	0.0	0.0	0.0	0.0
H.1 Early Ed Eco Dis Elig Days	X	X	X	X	X	X	X	36,233.0
H.2 Early Ed Lang Elig Days	X	X	X	X	X	X	X	6,308.0
I. Eligible Days In Res Fac	0.0	0.0	0.0	0.0	0.0	0.0	0.0	0.0
J. Elig Days Preg Rel Serv	0.0	0.0	0.0	0.0	0.0	0.0	0.0	0.0
K. Elig Days SpecEd main	0.0	0.0	0.0	0.0	0.0	0.0	0.0	4,051.0
L.1 BE - Bil/ESL Refined ADA	0.000	0.000	0.000	0.000	0.000	0.000	0.000	57.706
L.2 D1 - Bil Dual Lang Refined ADA	0.000	0.000	0.000	0.000	0.000	0.000	0.000	0.250
L.3 D2 (EB) - Bil Dual Lang Refined ADA	0.000	0.000	0.000	0.000	0.000	0.000	0.000	0.000
L.4 D2 (Non-EB) - Bil Dual Lang Refined ADA	0.000	0.000	0.000	0.000	0.000	0.000	0.000	0.000
M. Res Fac Refined ADA	0.000	0.000	0.000	0.000	0.000	0.000	0.000	0.000
N. SpecEd Main Refined ADA	0.000	0.000	0.000	0.000	0.000	0.000	0.000	22.489
O.1 Early Ed Eco Dis Refined ADA	X	X	X	X	X	X	X	201.083
O.2 Early Ed Lang Refined ADA	X	X	X	X	X	X	X	34.964
P. Preg Related Serv FTE	0.000	0.000	0.000	0.000	0.000	0.000	0.000	0.000
Q.1 Career & Technical Ed FTE - Tier 1	0.000	0.000	0.000	0.000	0.000	0.000	0.000	0.000
Q.2 Career & Technical Ed FTE - Tier 2	0.000	0.000	0.000	0.000	0.000	0.000	0.000	0.000
Q.3 Career & Technical Ed FTE - Tier 3	0.000	0.000	0.000	0.000	0.000	0.000	0.000	0.000
R. Special Education FTE	0.000	0.000	0.000	0.000	0.000	0.000	0.000	31.594
S. Regular Program Ref ADA	0.000	0.000	0.000	0.000	0.000	0.000	0.000	555.517
T. Total Refined ADA	0.000	0.000	0.000	0.000	0.000	0.000	0.000	587.111
U. Percent in Attendance	0.000%	0.000%	0.000%	0.000%	0.000%	0.000%	0.000%	93.880%

NOTE: Detail may not add to totals due to rounding.

NOTE 2: The following reports should be reviewed concurrently to verify attendance data: PDM3-130-001, PDM3-130-002 & PDM3-130-004.

NOTE 3: This report has been expanded to include attendance fields that were implemented for remote learning. In addition to a combined All Methods page, this report has separate pages for each remote learning instructional method for all rows, excluding Days Taught, Days Membership, Total Days Absent, Total Days Present, Total Ineligible Days, and Percent in Attendance.

This report displays the data for SUMR 2023 - 2024 that was accepted by the ESC on 07/23/24 03:37 PM.

PRINCIPAL'S REPORT OF STUDENT ATTENDANCE

Campus-level Data | All Methods (Combined)

Campuses: All Campuses

2023 - 2024 Summer Collection, Accepted Submission

LEA: 061901 - DENTON ISD  
Campus: 061901128 - UNION PARK EL

Instruction Method: All Methods (Combined)

Total Grade Summary

	EE	PK	KG	01	02	03	04	05
B. Days Membership	612.0	7,764.0	24,246.0	24,823.0	24,498.0	23,999.0	19,802.0	17,946.0
C. Total Days Absent	86.5	293.0	1,407.0	1,200.0	1,163.0	1,155.0	982.0	1,031.0
D. Total Days Present	525.5	7,471.0	22,839.0	23,623.0	23,335.0	22,844.0	18,820.0	16,915.0
E. Total Ineligible Days	372.0	518.0	0.0	0.0	0.0	0.0	0.0	0.0
F. Total Eligible Days	153.5	6,953.0	22,839.0	23,623.0	23,335.0	22,844.0	18,820.0	16,915.0
G.1 BE - Elig Days Bilingual/ESL	0.0	1,556.0	3,197.0	2,416.0	4,112.0	3,877.0	2,819.0	2,211.0
G.2 D1 - Elig Days Bil Dual Lang	0.0	3,144.0	3,276.0	2,970.0	0.0	0.0	0.0	6.0
G.3 D2 (EB) - Elig Days Bil Dual Lang	0.0	0.0	0.0	0.0	0.0	0.0	0.0	0.0
G.4 D2 (Non-EB) - Elig Days Bil Dual Lang	0.0	0.0	0.0	0.0	0.0	0.0	0.0	0.0
H.1 Early Ed Eco Dis Elig Days	X	X	7,240.0	9,389.0	9,344.0	7,551.0	X	X
H.2 Early Ed Lang Elig Days	X	X	6,695.0	5,494.0	4,122.0	3,924.0	X	X
I. Eligible Days In Res Fac	0.0	0.0	0.0	0.0	0.0	0.0	0.0	0.0
J. Elig Days Preg Rel Serv	0.0	0.0	0.0	0.0	0.0	0.0	0.0	0.0
K. Elig Days SpecEd main	0.0	0.0	214.0	367.0	403.0	631.0	664.0	684.0
L.1 BE - Bil/ESL Refined ADA	0.000	8.656	17.777	13.439	22.847	21.549	15.675	12.269
L.2 D1 - Bil Dual Lang Refined ADA	0.000	17.447	18.210	16.512	0.000	0.000	0.000	0.034
L.3 D2 (EB) - Bil Dual Lang Refined ADA	0.000	0.000	0.000	0.000	0.000	0.000	0.000	0.000
L.4 D2 (Non-EB) - Bil Dual Lang Refined ADA	0.000	0.000	0.000	0.000	0.000	0.000	0.000	0.000
M. Res Fac Refined ADA	0.000	0.000	0.000	0.000	0.000	0.000	0.000	0.000
N. SpecEd Main Refined ADA	0.000	0.000	1.196	2.041	2.236	3.499	3.691	3.806
O.1 Early Ed Eco Dis Refined ADA	X	X	40.237	52.170	51.923	41.959	X	X
O.2 Early Ed Lang Refined ADA	X	X	37.182	30.534	22.905	21.811	X	X
P. Preg Related Serv FTE	0.000	0.000	0.000	0.000	0.000	0.000	0.000	0.000
Q.1 Career & Technical Ed FTE - Tier 1	0.000	0.000	0.000	0.000	0.000	0.000	0.000	0.000
Q.2 Career & Technical Ed FTE - Tier 2	0.000	0.000	0.000	0.000	0.000	0.000	0.000	0.000
Q.3 Career & Technical Ed FTE - Tier 3	0.000	0.000	0.000	0.000	0.000	0.000	0.000	0.000
R. Special Education FTE	0.437	3.484	1.844	3.665	5.087	7.839	6.888	5.442
S. Regular Program Ref ADA	0.428	35.118	125.056	127.589	124.566	119.091	97.641	88.504
T. Total Refined ADA	0.864	38.602	126.900	131.254	129.653	126.931	104.529	93.946
U. Percent in Attendance	85.866%	96.226%	94.197%	95.166%	95.253%	95.187%	95.041%	94.255%

NOTE: Detail may not add to totals due to rounding.

NOTE 2: The following reports should be reviewed concurrently to verify attendance data: PDM3-130-001, PDM3-130-002 & PDM3-130-004.

NOTE 3: This report has been expanded to include attendance fields that were implemented for remote learning. In addition to a combined All Methods page, this report has separate pages for each remote learning instructional method for all rows, excluding Days Taught, Days Membership, Total Days Absent, Total Days Present, Total Ineligible Days, and Percent in Attendance.

This report displays the data for SUMR 2023 - 2024 that was accepted by the ESC on 07/23/24 03:37 PM.

PRINCIPAL'S REPORT OF STUDENT ATTENDANCE

Campus-level Data | All Methods (Combined)

Campuses: All Campuses

2023 - 2024 Summer Collection, Accepted Submission

LEA: 061901 - DENTON ISD  
Campus: 061901128 - UNION PARK EL

Instruction Method: All Methods (Combined)

Total Grade Summary

	06	07	08	09	10	11	12	Total
B. Days Membership	0.0	0.0	0.0	0.0	0.0	0.0	0.0	143,690.0
C. Total Days Absent	0.0	0.0	0.0	0.0	0.0	0.0	0.0	7,317.5
D. Total Days Present	0.0	0.0	0.0	0.0	0.0	0.0	0.0	136,372.5
E. Total Ineligible Days	0.0	0.0	0.0	0.0	0.0	0.0	0.0	890.0
F. Total Eligible Days	0.0	0.0	0.0	0.0	0.0	0.0	0.0	135,482.5
G.1 BE - Elig Days Bilingual/ESL	0.0	0.0	0.0	0.0	0.0	0.0	0.0	20,188.0
G.2 D1 - Elig Days Bil Dual Lang	0.0	0.0	0.0	0.0	0.0	0.0	0.0	9,396.0
G.3 D2 (EB) - Elig Days Bil Dual Lang	0.0	0.0	0.0	0.0	0.0	0.0	0.0	0.0
G.4 D2 (Non-EB) - Elig Days Bil Dual Lang	0.0	0.0	0.0	0.0	0.0	0.0	0.0	0.0
H.1 Early Ed Eco Dis Elig Days	X	X	X	X	X	X	X	33,524.0
H.2 Early Ed Lang Elig Days	X	X	X	X	X	X	X	20,235.0
I. Eligible Days In Res Fac	0.0	0.0	0.0	0.0	0.0	0.0	0.0	0.0
J. Elig Days Preg Rel Serv	0.0	0.0	0.0	0.0	0.0	0.0	0.0	0.0
K. Elig Days SpecEd main	0.0	0.0	0.0	0.0	0.0	0.0	0.0	2,963.0
L.1 BE - Bil/ESL Refined ADA	0.000	0.000	0.000	0.000	0.000	0.000	0.000	112.213
L.2 D1 - Bil Dual Lang Refined ADA	0.000	0.000	0.000	0.000	0.000	0.000	0.000	52.204
L.3 D2 (EB) - Bil Dual Lang Refined ADA	0.000	0.000	0.000	0.000	0.000	0.000	0.000	0.000
L.4 D2 (Non-EB) - Bil Dual Lang Refined ADA	0.000	0.000	0.000	0.000	0.000	0.000	0.000	0.000
M. Res Fac Refined ADA	0.000	0.000	0.000	0.000	0.000	0.000	0.000	0.000
N. SpecEd Main Refined ADA	0.000	0.000	0.000	0.000	0.000	0.000	0.000	16.469
O.1 Early Ed Eco Dis Refined ADA	X	X	X	X	X	X	X	186.290
O.2 Early Ed Lang Refined ADA	X	X	X	X	X	X	X	112.432
P. Preg Related Serv FTE	0.000	0.000	0.000	0.000	0.000	0.000	0.000	0.000
Q.1 Career & Technical Ed FTE - Tier 1	0.000	0.000	0.000	0.000	0.000	0.000	0.000	0.000
Q.2 Career & Technical Ed FTE - Tier 2	0.000	0.000	0.000	0.000	0.000	0.000	0.000	0.000
Q.3 Career & Technical Ed FTE - Tier 3	0.000	0.000	0.000	0.000	0.000	0.000	0.000	0.000
R. Special Education FTE	0.000	0.000	0.000	0.000	0.000	0.000	0.000	34.686
S. Regular Program Ref ADA	0.000	0.000	0.000	0.000	0.000	0.000	0.000	717.992
T. Total Refined ADA	0.000	0.000	0.000	0.000	0.000	0.000	0.000	752.678
U. Percent in Attendance	0.000%	0.000%	0.000%	0.000%	0.000%	0.000%	0.000%	94.907%

NOTE: Detail may not add to totals due to rounding.

NOTE 2: The following reports should be reviewed concurrently to verify attendance data: PDM3-130-001, PDM3-130-002 & PDM3-130-004.

NOTE 3: This report has been expanded to include attendance fields that were implemented for remote learning. In addition to a combined All Methods page, this report has separate pages for each remote learning instructional method for all rows, excluding Days Taught, Days Membership, Total Days Absent, Total Days Present, Total Ineligible Days, and Percent in Attendance.

This report displays the data for SUMR 2023 - 2024 that was accepted by the ESC on 07/23/24 03:37 PM.

PRINCIPAL'S REPORT OF STUDENT ATTENDANCE

Campus-level Data | All Methods (Combined)

Campuses: All Campuses

2023 - 2024 Summer Collection, Accepted Submission

LEA: 061901 - DENTON ISD  
Campus: 061901129 - SANDBROCK RANCH EL

Instruction Method: All Methods (Combined)

Total Grade Summary

	EE	PK	KG	01	02	03	04	05
B. Days Membership	719.0	4,461.0	23,194.0	25,119.0	22,329.0	25,100.0	21,428.0	19,067.0
C. Total Days Absent	28.0	131.0	1,171.0	1,146.0	979.0	1,110.0	1,032.0	759.0
D. Total Days Present	691.0	4,330.0	22,023.0	23,973.0	21,350.0	23,990.0	20,396.0	18,308.0
E. Total Ineligible Days	691.0	490.5	0.0	0.0	0.0	0.0	0.0	0.0
F. Total Eligible Days	0.0	3,839.5	22,023.0	23,973.0	21,350.0	23,990.0	20,396.0	18,308.0
G.1 BE - Elig Days Bilingual/ESL	0.0	1,287.5	4,044.0	3,197.0	2,905.0	4,160.0	2,327.0	2,145.0
G.2 D1 - Elig Days Bil Dual Lang	0.0	87.5	0.0	0.0	0.0	0.0	0.0	0.0
G.3 D2 (EB) - Elig Days Bil Dual Lang	0.0	0.0	0.0	0.0	0.0	0.0	0.0	0.0
G.4 D2 (Non-EB) - Elig Days Bil Dual Lang	0.0	0.0	0.0	0.0	0.0	0.0	0.0	0.0
H.1 Early Ed Eco Dis Elig Days	X	X	7,975.0	6,944.0	7,496.0	9,246.0	X	X
H.2 Early Ed Lang Elig Days	X	X	4,212.0	3,243.0	2,919.0	4,237.0	X	X
I. Eligible Days In Res Fac	0.0	0.0	0.0	0.0	0.0	0.0	0.0	0.0
J. Elig Days Preg Rel Serv	0.0	0.0	0.0	0.0	0.0	0.0	0.0	0.0
K. Elig Days SpecEd main	0.0	62.0	0.0	96.0	164.0	421.0	264.0	100.0
L.1 BE - Bil/ESL Refined ADA	0.000	7.152	22.495	17.768	16.116	23.120	12.918	11.909
L.2 D1 - Bil Dual Lang Refined ADA	0.000	0.482	0.000	0.000	0.000	0.000	0.000	0.000
L.3 D2 (EB) - Bil Dual Lang Refined ADA	0.000	0.000	0.000	0.000	0.000	0.000	0.000	0.000
L.4 D2 (Non-EB) - Bil Dual Lang Refined ADA	0.000	0.000	0.000	0.000	0.000	0.000	0.000	0.000
M. Res Fac Refined ADA	0.000	0.000	0.000	0.000	0.000	0.000	0.000	0.000
N. SpecEd Main Refined ADA	0.000	0.333	0.000	0.539	0.910	2.328	1.469	0.564
O.1 Early Ed Eco Dis Refined ADA	X	X	44.293	38.556	41.603	51.364	X	X
O.2 Early Ed Lang Refined ADA	X	X	23.399	18.021	16.191	23.546	X	X
P. Preg Related Serv FTE	0.000	0.000	0.000	0.000	0.000	0.000	0.000	0.000
Q.1 Career & Technical Ed FTE - Tier 1	0.000	0.000	0.000	0.000	0.000	0.000	0.000	0.000
Q.2 Career & Technical Ed FTE - Tier 2	0.000	0.000	0.000	0.000	0.000	0.000	0.000	0.000
Q.3 Career & Technical Ed FTE - Tier 3	0.000	0.000	0.000	0.000	0.000	0.000	0.000	0.000
R. Special Education FTE	0.000	2.187	1.602	4.467	5.416	9.035	6.010	3.741
S. Regular Program Ref ADA	0.000	19.125	120.745	128.662	113.099	124.226	107.244	97.957
T. Total Refined ADA	0.000	21.312	122.347	133.129	118.515	133.260	113.255	101.698
U. Percent in Attendance	96.106%	97.063%	94.951%	95.438%	95.616%	95.578%	95.184%	96.019%

NOTE: Detail may not add to totals due to rounding.

NOTE 2: The following reports should be reviewed concurrently to verify attendance data: PDM3-130-001, PDM3-130-002 & PDM3-130-004.

NOTE 3: This report has been expanded to include attendance fields that were implemented for remote learning. In addition to a combined All Methods page, this report has separate pages for each remote learning instructional method for all rows, excluding Days Taught, Days Membership, Total Days Absent, Total Days Present, Total Ineligible Days, and Percent in Attendance. This report displays the data for SUMR 2023 - 2024 that was accepted by the ESC on 07/23/24 03:37 PM.

PRINCIPAL'S REPORT OF STUDENT ATTENDANCE

Campus-level Data | All Methods (Combined)

Campuses: All Campuses

2023 - 2024 Summer Collection, Accepted Submission

LEA: 061901 - DENTON ISD  
Campus: 061901129 - SANDBROCK RANCH EL

Instruction Method: All Methods (Combined)

Total Grade Summary

	06	07	08	09	10	11	12	Total
B. Days Membership	0.0	0.0	0.0	0.0	0.0	0.0	0.0	141,417.0
C. Total Days Absent	0.0	0.0	0.0	0.0	0.0	0.0	0.0	6,356.0
D. Total Days Present	0.0	0.0	0.0	0.0	0.0	0.0	0.0	135,061.0
E. Total Ineligible Days	0.0	0.0	0.0	0.0	0.0	0.0	0.0	1,181.5
F. Total Eligible Days	0.0	0.0	0.0	0.0	0.0	0.0	0.0	133,879.5
G.1 BE - Elig Days Bilingual/ESL	0.0	0.0	0.0	0.0	0.0	0.0	0.0	20,065.5
G.2 D1 - Elig Days Bil Dual Lang	0.0	0.0	0.0	0.0	0.0	0.0	0.0	87.5
G.3 D2 (EB) - Elig Days Bil Dual Lang	0.0	0.0	0.0	0.0	0.0	0.0	0.0	0.0
G.4 D2 (Non-EB) - Elig Days Bil Dual Lang	0.0	0.0	0.0	0.0	0.0	0.0	0.0	0.0
H.1 Early Ed Eco Dis Elig Days	X	X	X	X	X	X	X	31,661.0
H.2 Early Ed Lang Elig Days	X	X	X	X	X	X	X	14,611.0
I. Eligible Days In Res Fac	0.0	0.0	0.0	0.0	0.0	0.0	0.0	0.0
J. Elig Days Preg Rel Serv	0.0	0.0	0.0	0.0	0.0	0.0	0.0	0.0
K. Elig Days SpecEd main	0.0	0.0	0.0	0.0	0.0	0.0	0.0	1,107.0
L.1 BE - Bil/ESL Refined ADA	0.000	0.000	0.000	0.000	0.000	0.000	0.000	111.477
L.2 D1 - Bil Dual Lang Refined ADA	0.000	0.000	0.000	0.000	0.000	0.000	0.000	0.482
L.3 D2 (EB) - Bil Dual Lang Refined ADA	0.000	0.000	0.000	0.000	0.000	0.000	0.000	0.000
L.4 D2 (Non-EB) - Bil Dual Lang Refined ADA	0.000	0.000	0.000	0.000	0.000	0.000	0.000	0.000
M. Res Fac Refined ADA	0.000	0.000	0.000	0.000	0.000	0.000	0.000	0.000
N. SpecEd Main Refined ADA	0.000	0.000	0.000	0.000	0.000	0.000	0.000	6.144
O.1 Early Ed Eco Dis Refined ADA	X	X	X	X	X	X	X	175.816
O.2 Early Ed Lang Refined ADA	X	X	X	X	X	X	X	81.157
P. Preg Related Serv FTE	0.000	0.000	0.000	0.000	0.000	0.000	0.000	0.000
Q.1 Career & Technical Ed FTE - Tier 1	0.000	0.000	0.000	0.000	0.000	0.000	0.000	0.000
Q.2 Career & Technical Ed FTE - Tier 2	0.000	0.000	0.000	0.000	0.000	0.000	0.000	0.000
Q.3 Career & Technical Ed FTE - Tier 3	0.000	0.000	0.000	0.000	0.000	0.000	0.000	0.000
R. Special Education FTE	0.000	0.000	0.000	0.000	0.000	0.000	0.000	32.458
S. Regular Program Ref ADA	0.000	0.000	0.000	0.000	0.000	0.000	0.000	711.058
T. Total Refined ADA	0.000	0.000	0.000	0.000	0.000	0.000	0.000	743.516
U. Percent in Attendance	0.000%	0.000%	0.000%	0.000%	0.000%	0.000%	0.000%	95.505%

NOTE: Detail may not add to totals due to rounding.

NOTE 2: The following reports should be reviewed concurrently to verify attendance data: PDM3-130-001, PDM3-130-002 & PDM3-130-004.

NOTE 3: This report has been expanded to include attendance fields that were implemented for remote learning. In addition to a combined All Methods page, this report has separate pages for each remote learning instructional method for all rows, excluding Days Taught, Days Membership, Total Days Absent, Total Days Present, Total Ineligible Days, and Percent in Attendance.

This report displays the data for SUMR 2023 - 2024 that was accepted by the ESC on 07/23/24 03:37 PM.



Outlook

Attendance Waiver - 2/19/25


From Rainey, Lacey <lrainey@dentonisd.org>

Date Wed 2/19/2025 1:00 PM

To Guajardo, Lesli <lguajardo@dentonisd.org>; Parham, Charlene <cparham@dentonisd.org>

In case we need it 😊

WFAA Forecast



Weather News

Dangerously low temperature in North Texas

DFW Weather: North Texas wa frigid temps and wind chill - ho the cold last?

Dangerous cold, potential for triggers WFAA Weather Alert Wednesday, and Thursday

LIST: Here's all the North Texa district closures and delays

Is it safe to drive on DFW road Wednesday? Here's what we'r


Hundreds of flights canceled amid record cold snap

Dangerously low temperatures have arrived in North Texas

TODAY: Mostly cloudy clearing to mostly sunny, very cold, and windy. Winds: N 15-30. High 29.

10-Day Forecast

<b>WED</b> Feb 19	29/14	0%	15 MPH NNW	▼
<b>THU</b> Feb 20	33/23	0%	11 MPH E	▼
<b>FRI</b> Feb 21	37/27	10%	11 MPH NE	▼
<b>SAT</b> Feb 22	49/34	20%	9 MPH N	▼
<b>SUN</b> Feb 23	63/43	0%	9 MPH W	▼



# LIST: Here's all the North Texas school district closures and delays

We're tracking schools in North Texas either staying open, delaying class start times or closing for the day entirely.



Credit: AP

Author: Paul Livengood

Published: 6:53 AM CST February 19, 2025

Updated: 10:54 AM CST February 19, 2025



DALLAS — North Texans woke up Wednesday morning to blistering cold air, which prompted WFAA to trigger a [Weather Alert Day for Wednesday and Thursday](#).

**Lacey Rainey, Ed. D.**

Assistant Superintendent – School Leadership and Academic Programs

Denton Independent School District

1307 N. Locust Street

Denton, Texas 76201

(940) 369-0042

[www.dentonisd.org](http://www.dentonisd.org)

Achiever.Strategic.Relator.Focus.Input

5/28/2025

## ADA/ADM Statistics Report Statistics Log

---

Started: 05/28/2025 04:16:16 PM  
Completed: 05/28/2025 04:16:18 PM  
File Name: ADA\_ADM\_Statistics\_Report\_20250528\_161618.pdf  
Run By User: Iguajardo  
Working School Year: 2025

### Prompts

---

Buildings: 8, 104, 127, 49, 111, 45, 125, 3, 112, 7, 110, 51, 105, 102,  
121, 9, 106, 46, 107, 47, 120, 116, 117, 2, 108, 50, 129, 119,  
109, 44, 123, 128, 113  
Date Range: 02/19/2025 - 2/19/2025  
Primary Totals: Calendar  
First NCLB Subtotal:  
Second NCLB Subtotal:  
Third NCLB Subtotal:  
Absence Codes: ZAB  
Learning Location Type:  
Calculate Day Totals: No  
Exclude ADA 9 Students: No

### ADA/ADM Statistics Report

Building List: 8, 104, 127, 49, 111, 45, 125, 3, 112, 7, 110, 51, 105, 102, 121, 9, 106, 46, 107, 47, 120, 116, 117, 2, 108, 50, 129, 119, 109, 44, 123, 128, 113  
 Date Range: 02/19/2025 - 02/19/2025

Totals	Aggregate Days of Attendance			Aggregate Days of Membership			Average Daily Attendance	Average Daily Membership	Percent of Attendance
	Male	Female	Total	Male	Female	Total			
2 - Billy Ryan High School Calendar 0 Totals	728	656	1384	1075	967	2042	1384	2042	67.78
2 - Billy Ryan High School	728	656	1384	1075	967	2042	1384	2042	67.78
3 - Denton High School Calendar 0 Totals	760	723	1483	1039	1010	2049	1483	2049	72.38
3 - Denton High School	760	723	1483	1039	1010	2049	1483	2049	72.38
7 - John Guyer High School Calendar 0 Totals	1125	1025	2150	1312	1234	2546	2150	2546	84.45
7 - John Guyer High School	1125	1025	2150	1312	1234	2546	2150	2546	84.45
8 - Ray Braswell High School Calendar 0 Totals	995	835	1830	1438	1306	2744	1830	2744	66.69
8 - Ray Braswell High School	995	835	1830	1438	1306	2744	1830	2744	66.69
9 - The LaGrone Academy Calendar 0 Totals	66	67	133	109	102	211	133	211	63.03
9 - The LaGrone Academy	66	67	133	109	102	211	133	211	63.03
44 - Chester O Strickland Middle School Calendar 0 Totals	341	325	666	487	471	958	666	958	69.52
44 - Chester O Strickland Middle School	341	325	666	487	471	958	666	958	69.52
45 - A O Calhoun Middle School Calendar 0 Totals	298	275	573	429	423	852	573	852	67.25

### ADA/ADM Statistics Report

Building List: 8, 104, 127, 49, 111, 45, 125, 3, 112, 7, 110, 51, 105, 102, 121, 9, 106, 46, 107, 47, 120, 116, 117, 2, 108, 50, 129, 119, 109, 44, 123, 128, 113  
 Date Range: 02/19/2025 - 02/19/2025

Totals	Aggregate Days of Attendance			Aggregate Days of Membership			Average Daily Attendance	Average Daily Membership	Percent of Attendance
	Male	Female	Total	Male	Female	Total			
45 - A O Calhoun Middle School	298	275	573	429	423	852	573	852	67.25
46 - Carroll McMath Middle School									
Calendar 0 Totals	257	225	482	328	306	634	482	634	76.03
46 - Carroll McMath Middle School	257	225	482	328	306	634	482	634	76.03
47 - Navo Middle School									
Calendar 0 Totals	250	254	504	348	356	704	504	704	71.59
47 - Navo Middle School	250	254	504	348	356	704	504	704	71.59
49 - Bettye Myers Middle School									
Calendar 0 Totals	299	288	587	429	414	843	587	843	69.63
49 - Bettye Myers Middle School	299	288	587	429	414	843	587	843	69.63
50 - Rodriguez Middle School									
Calendar 0 Totals	222	184	406	333	284	617	406	617	65.8
50 - Rodriguez Middle School	222	184	406	333	284	617	406	617	65.8
51 - Pat Hagan Cheek Middle									
Calendar 0 Totals	345	347	692	446	431	877	692	877	78.91
51 - Pat Hagan Cheek Middle	345	347	692	446	431	877	692	877	78.91
102 - Sam Houston Elementary									
Calendar 0 Totals	198	166	364	266	225	491	364	491	74.13
Calendar 3 Totals	14	10	24	16	13	29	24	29	82.76

### ADA/ADM Statistics Report

Building List: 8, 104, 127, 49, 111, 45, 125, 3, 112, 7, 110, 51, 105, 102, 121, 9, 106, 46, 107, 47, 120, 116, 117, 2, 108, 50, 129, 119, 109, 44, 123, 128, 113  
 Date Range: 02/19/2025 - 02/19/2025

Totals	Aggregate Days of Attendance			Aggregate Days of Membership			Average Daily Attendance	Average Daily Membership	Percent of Attendance
	Male	Female	Total	Male	Female	Total			
102 - Sam Houston Elementary	212	176	388	282	238	520	388	520	74.62
104 - Alice Alexander Elementary									
Calendar 0 Totals	183	184	367	272	273	545	367	545	67.34
Calendar 3 Totals	13.5	16	29.5	17	21	38	29.5	38	77.63
Calendar 9 Totals	0	0	0	0	0	0	0	0	0
104 - Alice Alexander Elementary	196.5	200	396.5	289	294	583	396.5	583	68.01
105 - Hodge Elementary									
Calendar 0 Totals	202	164	366	350	300	650	366	650	56.31
Calendar 3 Totals	13.5	4.5	18	16	6	22	18	22	81.82
105 - Hodge Elementary	215.5	168.5	384	366	306	672	384	672	57.14
106 - McNair Elementary									
Calendar 0 Totals	216	224	440	279	302	581	440	581	75.73
Calendar 3 Totals	8	5.5	13.5	9	7	16	13.5	16	84.38
106 - McNair Elementary	224	229.5	453.5	288	309	597	453.5	597	75.96
107 - Newton Rayzor Elementary									
Calendar 0 Totals	250	239	489	325	314	639	489	639	76.53
Calendar 3 Totals	21.5	13	34.5	29	15	44	34.5	44	78.41
Calendar 9 Totals	0	0	0	0	0	0	0	0	0
107 - Newton Rayzor Elementary	271.5	252	523.5	354	329	683	523.5	683	76.65
108 - Tomas Rivera Elementary									
Calendar 0 Totals	192	167	359	303	282	585	359	585	61.37

### ADA/ADM Statistics Report

Building List: 8, 104, 127, 49, 111, 45, 125, 3, 112, 7, 110, 51, 105, 102, 121, 9, 106, 46, 107, 47, 120, 116, 117, 2, 108, 50, 129, 119, 109, 44, 123, 128, 113  
 Date Range: 02/19/2025 - 02/19/2025

Totals	Aggregate Days of Attendance			Aggregate Days of Membership			Average Daily Attendance	Average Daily Membership	Percent of Attendance
	Male	Female	Total	Male	Female	Total			
Calendar 3 Totals	13	16.5	29.5	17	20	37	29.5	37	79.73
108 - Tomas Rivera Elementary	205	183.5	388.5	320	302	622	388.5	622	62.46
109 - Nette Shultz Elementary									
Calendar 0 Totals	319	275	594	383	346	729	594	729	81.48
Calendar 3 Totals	8.5	8.5	17	10	10	20	17	20	85
109 - Nette Shultz Elementary	327.5	283.5	611	393	356	749	611	749	81.58
110 - Ginnings Elementary									
Calendar 0 Totals	207	180	387	320	264	584	387	584	66.27
Calendar 3 Totals	8.5	6.5	15	11	7	18	15	18	83.33
110 - Ginnings Elementary	215.5	186.5	402	331	271	602	402	602	66.78
111 - Frank Borman Elementary									
Calendar 0 Totals	173	157	330	250	231	481	330	481	68.61
Calendar 3 Totals	17.5	21	38.5	20	23	43	38.5	43	89.53
111 - Frank Borman Elementary	190.5	178	368.5	270	254	524	368.5	524	70.32
112 - Evers Park Elementary									
Calendar 0 Totals	274	238	512	384	358	742	512	742	69
112 - Evers Park Elementary	274	238	512	384	358	742	512	742	69
113 - WS Ryan Elementary									
Calendar 0 Totals	211	193	404	260	257	517	404	517	78.14
Calendar 3 Totals	15.5	16.5	32	17	18	35	32	35	91.43
113 - WS Ryan Elementary	226.5	209.5	436	277	275	552	436	552	78.99



### ADA/ADM Statistics Report

Building List: 8, 104, 127, 49, 111, 45, 125, 3, 112, 7, 110, 51, 105, 102, 121, 9, 106, 46, 107, 47, 120, 116, 117, 2, 108, 50, 129, 119, 109, 44, 123, 128, 113  
 Date Range: 02/19/2025 - 02/19/2025

Totals	Aggregate Days of Attendance			Aggregate Days of Membership			Average Daily Attendance	Average Daily Membership	Percent of Attendance
	Male	Female	Total	Male	Female	Total			
116 - Pecan Creek Elementary									
Calendar 0 Totals	223	221	444	297	309	606	444	606	73.27
Calendar 3 Totals	23	16	39	25	18	43	39	43	90.7
116 - Pecan Creek Elementary	246	237	483	322	327	649	483	649	74.42
117 - Providence Elementary									
Calendar 0 Totals	217	203	420	309	310	619	420	619	67.85
Calendar 3 Totals	36	39	75	41	45	86	75	86	87.21
117 - Providence Elementary	253	242	495	350	355	705	495	705	70.21
119 - Savannah Elementary									
Calendar 0 Totals	286	259	545	380	335	715	545	715	76.22
Calendar 3 Totals	10	10.5	20.5	11	11	22	20.5	22	93.18
119 - Savannah Elementary	296	269.5	565.5	391	346	737	565.5	737	76.73
120 - Paloma Creek Elementary									
Calendar 0 Totals	154	130	284	228	200	428	284	428	66.36
Calendar 3 Totals	33.5	27	60.5	41	31	72	60.5	72	84.03
120 - Paloma Creek Elementary	187.5	157	344.5	269	231	500	344.5	500	68.9
121 - LA Nelson Elementary									
Calendar 0 Totals	218	187	405	266	228	494	405	494	81.98
Calendar 3 Totals	19.5	18	37.5	21	22	43	37.5	43	87.21
121 - LA Nelson Elementary	237.5	205	442.5	287	250	537	442.5	537	82.4
123 - Olive Stephens Elementary									



### ADA/ADM Statistics Report

Building List: 8, 104, 127, 49, 111, 45, 125, 3, 112, 7, 110, 51, 105, 102, 121, 9, 106, 46, 107, 47, 120, 116, 117, 2, 108, 50, 129, 119, 109, 44, 123, 128, 113  
 Date Range: 02/19/2025 - 02/19/2025

Totals	Aggregate Days of Attendance			Aggregate Days of Membership			Average Daily Attendance	Average Daily Membership	Percent of Attendance
	Male	Female	Total	Male	Female	Total			
Calendar 0 Totals	164	138	302	217	183	400	302	400	75.5
Calendar 3 Totals	22	17	39	24	21	45	39	45	86.67
123 - Olive Stephens Elementary	186	155	341	241	204	445	341	445	76.63
125 - Cross Oaks Elementary									
Calendar 0 Totals	154	187	341	243	295	538	341	538	63.38
Calendar 3 Totals	32.5	22	54.5	40	30	70	54.5	70	77.86
125 - Cross Oaks Elementary	186.5	209	395.5	283	325	608	395.5	608	65.05
127 - Catherine Bell Elementary									
Calendar 0 Totals	182	159	341	275	238	513	341	513	66.47
Calendar 3 Totals	13	23.5	36.5	14	27	41	36.5	41	89.02
127 - Catherine Bell Elementary	195	182.5	377.5	289	265	554	377.5	554	68.14
128 - Union Park Elementary									
Calendar 0 Totals	225	226	451	334	352	686	451	686	65.74
Calendar 3 Totals	23	14	37	30	16	46	37	46	80.43
128 - Union Park Elementary	248	240	488	364	368	732	488	732	66.67
129 - Sandbrock Ranch Elementary									
Calendar 0 Totals	308	313	621	381	389	770	621	770	80.65
Calendar 3 Totals	15.5	10.5	26	18	11	29	26	29	89.66
129 - Sandbrock Ranch Elementary	323.5	323.5	647	399	400	799	647	799	80.98
Report Totals	10603.5	9729.5	20333	14522	13667	28189	20333	28189	72.13