

# TEXAS SCHOOL DRUG SURVEY

SPRING 2005

PUBLIC POLICY RESEARCH  
INSTITUTE TEXAS A&M UNIVERSITY

## OVERVIEW

- Conducted by Public Policy Research Institute (PPRI) at Texas A&M University
- Texas School Survey is conducted in two parts:
- First, a statewide survey administered every two years in a sample of districts throughout the state
- Second, the Texas School Survey makes drug and alcohol surveys available for administration in individual school districts.
- Survey was administered between March 30<sup>th</sup> and April 5<sup>th</sup> of 2005 in Keller ISD.

## Report Organization

- Divided into three major sections
- District Results
- State Results
- Executive Summary


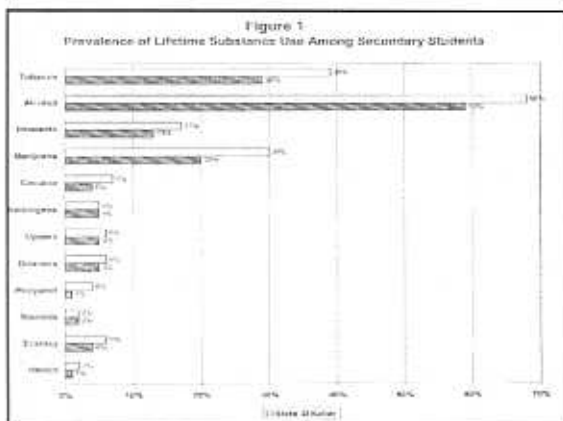
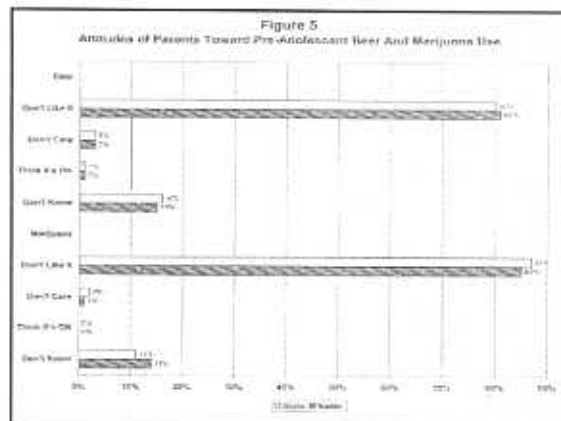
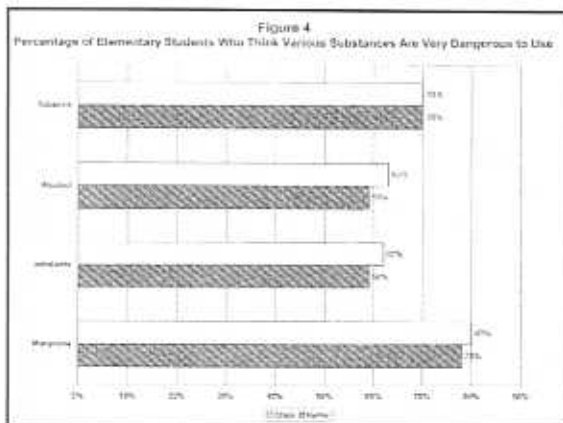
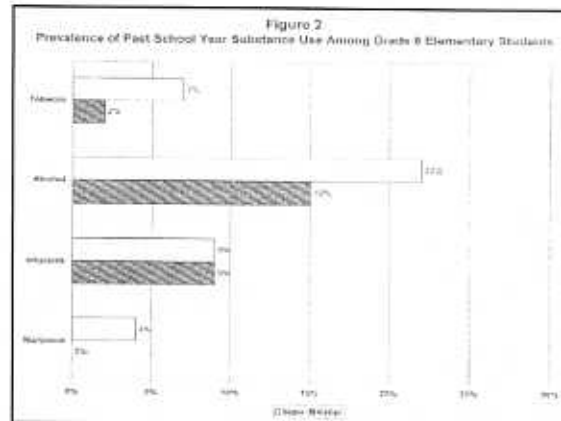
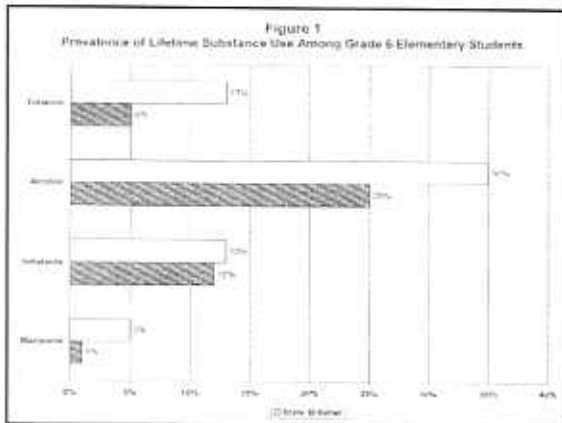
## 694 SIXTH GRADERS

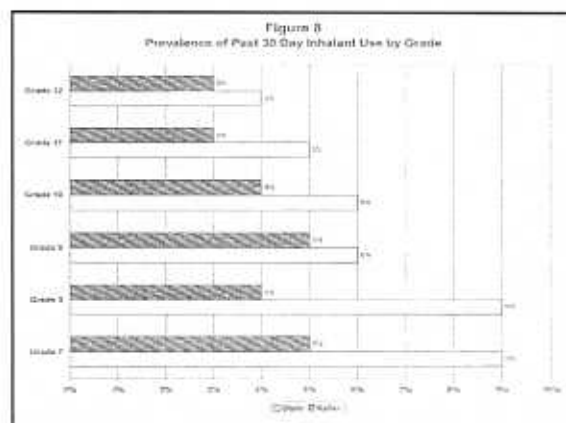
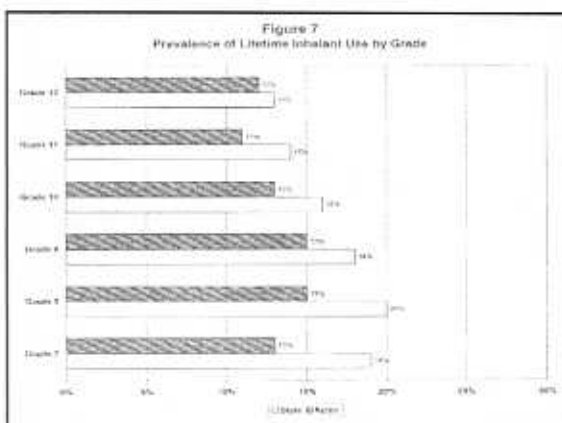
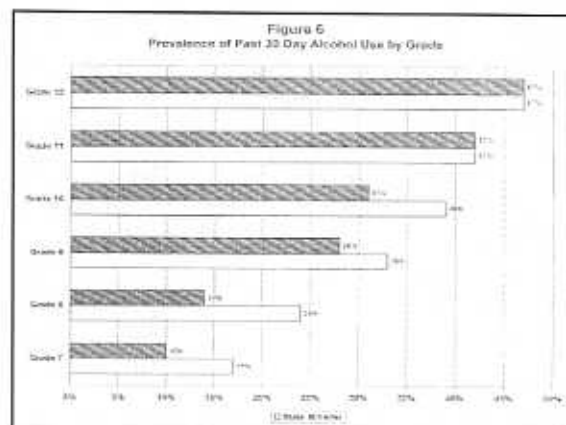
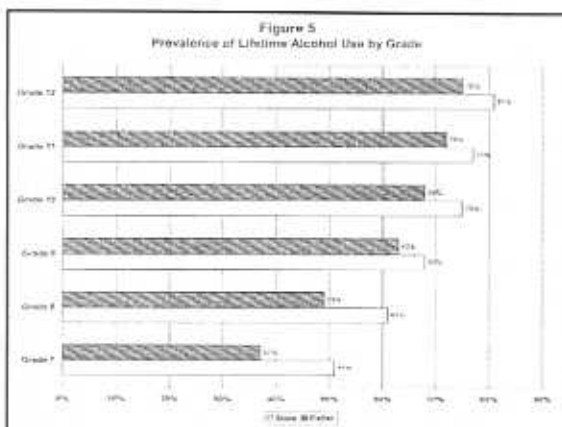
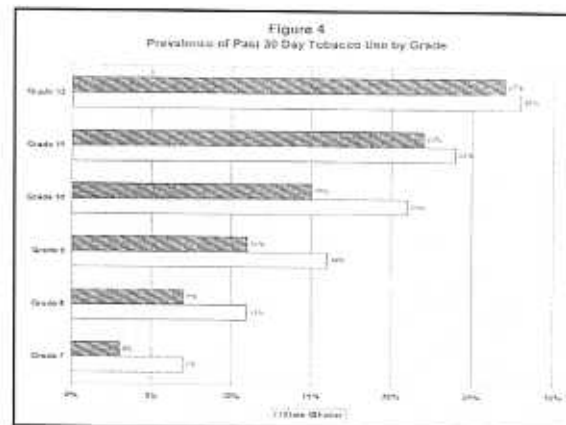
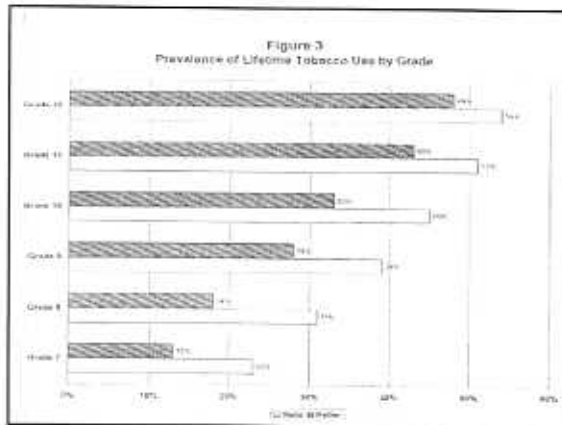
- 50% were male, 50% female
- 76% were in 2 parent families
- 21% were in district 3 years or less
- 64% of parents were college graduates
- 12 % were on free and reduced
- Ethnicity
  - 74% White
  - 11% Hispanic
  - 5% African American
  - 1% Native American
  - 4% other

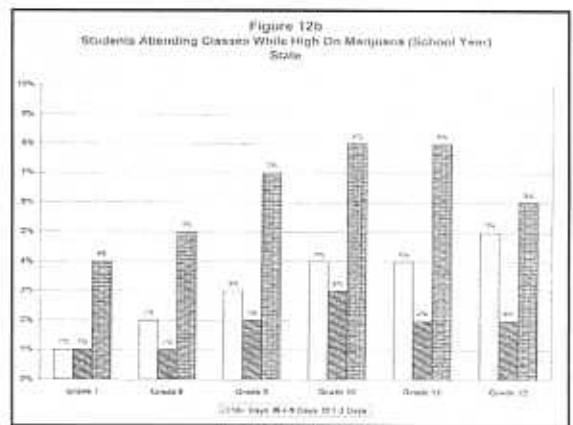
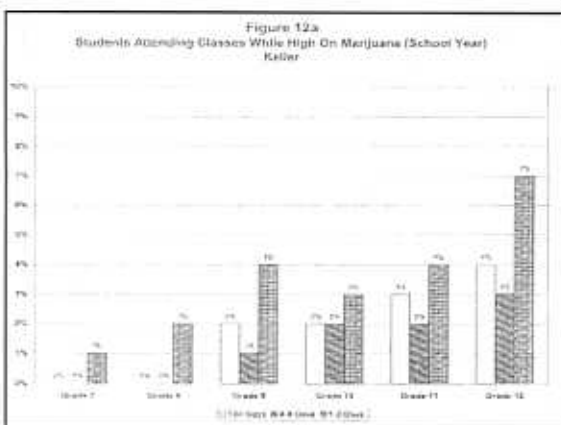
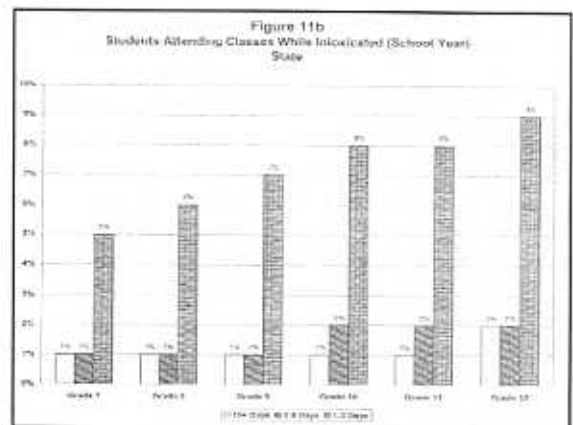
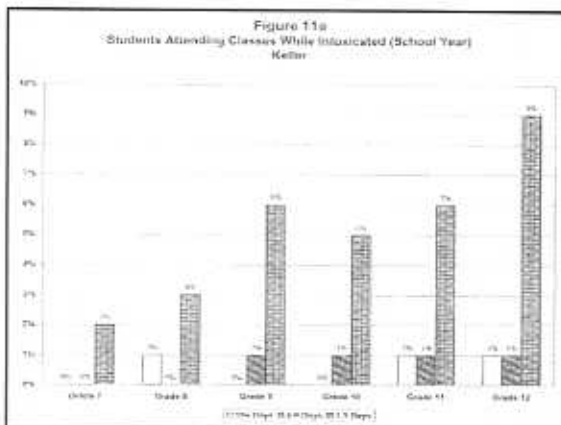
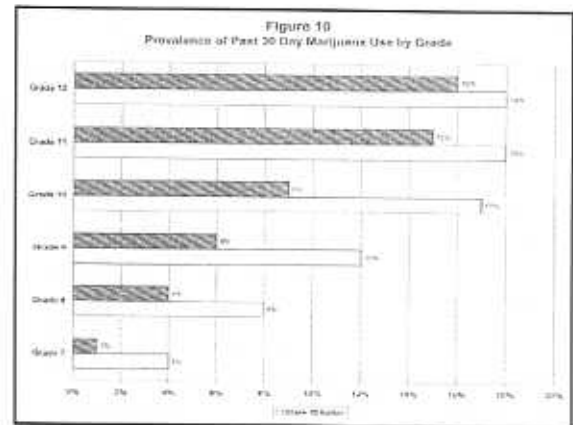
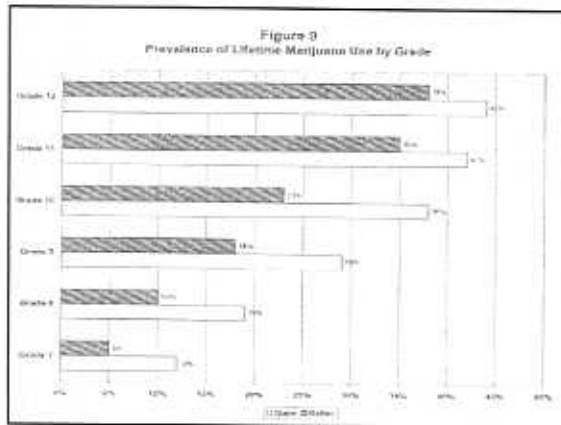
## 3,673 SEVENTH THROUGH TWELTH GRADERS

- 18% were in grade 7
- 19% were in grade 8
- 20% were in grade 9
- 17% were in grade 10
- 15% were in grade 11
- 12% were in grade 12

- 49% were male, 51% female
- 72% from a two parent home
- 68% have lived in KISD more than 3 years
- 66% of parents were college graduates
- 10% were free and reduced
- Ethnicity
  - 74% White
  - 9% Hispanic
  - 6% Asian American
  - 5% African American
  - 1% Native American
  - 5% other







## OTHER INFORMATION (see handouts)

- Alcohol
- Inhalants
- Marijuana
- Tobacco

## AREAS OF CONCERN

- 23% of Keller ISD seniors reported driving one or more times while intoxicated.
- 9% of sixth graders reported using inhalants during the past school year.
- 6% of secondary students reported going to class at least once intoxicated. Only 1% reported getting caught.
- 6% of secondary students reported going to class high on marijuana.
- 28% of Keller ISD students reported binge drinking at least once in their lifetime as reported on page five of the executive summary.

## CURRENT PROGRAMS

- Use of TEA's Drug and Violence Education (DAVE) lessons by all teachers in the district
- Participation in Red Ribbon Week
- All counselors have a substance abuse concerns packet
- Referral sources available on request by parents
- GOT UR BACK boxes for anonymous reporting
- Counseling interventions provided for students sent to CPC and SRC for substance abuse
- Student assistance advisory committee developing into a community coalition

## CURRENT PROGRAMS (CONT.)

- Coaches trained in recognition of steroid, supplement and illicit drug use
- 40 assemblies presented to 5,000 athletes
- Frank Uryasz did two presentations on steroids and supplements
- Parent meetings at the beginning of each sport season
- All high school nurses trained in drug impairment training for educational professionals (DITEP)

## AREAS OF FOCUS

- In depth awareness of survey results with principals provided by Executive Directors of Elementary and Secondary Administration
- Principals will share with PTA, PTSA, CEIC and booster organizations
- Principals will provide survey results to campus staffs with emphasis on areas to be covered in DAVE lessons
- Professional Development related to recognition of impairment, intervention and referral procedures for all staff

## AREAS OF FOCUS (CONT.)

- Professional Development for identifying students who are demographically more at risk for substance abuse
- District wide Character Education for personal responsibility is currently being developed
- District is investigating random drug testing policy and procedures

Keller  
Spring 2005

Table D-1: How recently, if ever, have you used...

		Past Month	School Year	Ever Used	Never Used
Marijuana?	All	7.5%	12.5%	20.0%	80.0%
	Grade 7	1.0%	2.4%	5.2%	94.8%
	Grade 8	3.8%	6.5%	10.0%	90.0%
	Grade 9	5.7%	10.1%	18.4%	81.6%
	Grade 10	8.8%	13.6%	23.1%	76.9%
	Grade 11	14.7%	24.4%	35.0%	65.0%
	Grade 12	15.9%	25.1%	38.5%	61.5%
Cocaine?	All	1.3%	1.9%	3.8%	96.2%
	Grade 7	* %	0.1%	0.7%	99.3%
	Grade 8	0.4%	0.6%	1.6%	98.4%
	Grade 9	0.9%	1.4%	2.9%	97.1%
	Grade 10	1.3%	2.0%	5.1%	94.9%
	Grade 11	3.4%	4.0%	7.3%	92.7%
	Grade 12	2.9%	4.5%	7.6%	92.4%
Crack?	All	0.4%	0.8%	1.7%	98.3%
	Grade 7	0.1%	0.3%	0.9%	99.1%
	Grade 8	0.4%	0.9%	1.6%	98.4%
	Grade 9	0.2%	0.5%	1.5%	98.5%
	Grade 10	0.3%	0.3%	1.0%	99.0%
	Grade 11	1.3%	2.0%	3.1%	96.9%
	Grade 12	0.4%	1.2%	2.9%	97.1%
Hallucinogens?	All	1.0%	2.2%	4.8%	95.2%
	Grade 7	0.1%	0.3%	1.2%	98.8%
	Grade 8	0.7%	1.3%	2.2%	97.8%
	Grade 9	1.0%	1.7%	3.3%	96.7%
	Grade 10	1.0%	2.6%	7.0%	93.0%
	Grade 11	1.1%	3.6%	8.2%	91.8%
	Grade 12	2.2%	5.3%	9.3%	90.7%
Uppers?	All	1.9%	3.4%	5.2%	94.8%
	Grade 7	0.2%	0.2%	0.8%	99.2%
	Grade 8	0.7%	1.8%	2.4%	97.6%
	Grade 9	1.4%	2.1%	3.3%	96.7%
	Grade 10	1.7%	3.6%	5.6%	94.4%
	Grade 11	4.2%	6.6%	9.5%	90.5%
	Grade 12	4.7%	8.9%	13.6%	86.4%
Downers?	All	2.1%	3.0%	4.8%	95.2%
	Grade 7	0.2%	0.2%	0.8%	99.2%
	Grade 8	0.6%	1.2%	1.8%	98.2%
	Grade 9	1.4%	2.1%	3.1%	96.9%
	Grade 10	2.4%	3.1%	5.8%	94.2%
	Grade 11	4.7%	6.2%	9.3%	90.7%
	Grade 12	5.3%	7.7%	11.3%	88.7%
Rohypnol?	All	0.4%	0.6%	1.5%	98.5%
	Grade 7	* %	* %	0.3%	99.7%
	Grade 8	0.1%	0.3%	0.6%	99.4%
	Grade 9	0.7%	0.7%	1.7%	98.3%
	Grade 10	0.5%	0.8%	2.4%	97.6%
	Grade 11	0.7%	0.9%	2.4%	97.6%
	Grade 12	0.4%	1.4%	2.0%	98.0%

Keller  
Spring 2005

		Past Month	School Year	Ever Used	Never Used
Steroids?	All	0.5%	0.6%	1.6%	98.4%
	Grade 7	* %	* %	0.6%	99.4%
	Grade 8	* %	* %	0.7%	99.3%
	Grade 9	0.3%	0.7%	1.4%	98.6%
	Grade 10	0.5%	0.5%	1.5%	98.5%
	Grade 11	1.3%	1.5%	2.7%	97.3%
	Grade 12	1.0%	1.8%	3.4%	96.6%
Ecstasy?	All	1.1%	2.2%	4.5%	95.5%
	Grade 7	0.2%	0.2%	0.6%	99.4%
	Grade 8	0.7%	1.2%	2.7%	97.3%
	Grade 9	0.7%	1.4%	3.8%	96.2%
	Grade 10	0.9%	2.4%	4.8%	95.2%
	Grade 11	1.5%	3.1%	6.7%	93.3%
	Grade 12	3.5%	7.1%	11.2%	88.8%
Heroin?	All	0.1%	0.4%	1.1%	98.9%
	Grade 7	* %	* %	0.6%	99.4%
	Grade 8	* %	0.1%	1.2%	98.8%
	Grade 9	* %	0.2%	0.7%	99.3%
	Grade 10	0.3%	0.8%	1.2%	98.8%
	Grade 11	0.2%	0.9%	2.2%	97.8%
	Grade 12	0.4%	0.8%	1.4%	98.6%

Keller  
Spring 2005

---

Table D-5: If you wanted some, how difficult would it be to get..

Marijuana?

	Never Heard Of	Impossible	Very Difficult	Somewhat Difficult	Somewhat Easy	Very Easy
All	7.1%	32.1%	11.6%	13.3%	13.4%	22.5%
Grade 7	8.5%	64.5%	10.7%	6.3%	4.7%	5.2%
Grade 8	9.4%	45.3%	15.3%	12.0%	7.6%	10.5%
Grade 9	7.2%	26.4%	15.1%	14.7%	13.1%	23.4%
Grade 10	6.8%	24.4%	11.3%	16.6%	18.8%	22.1%
Grade 11	4.4%	12.1%	6.8%	16.2%	21.3%	39.2%
Grade 12	5.3%	7.7%	8.1%	15.2%	18.6%	45.1%



Keller  
Spring 2005

Cocaine?

	Never Heard Of	Impossible	Very Difficult	Somewhat Difficult	Somewhat Easy	Very Easy
All	9.5%	40.2%	20.3%	15.5%	7.7%	6.9%
Grade 7	9.5%	69.4%	11.7%	4.7%	2.5%	2.2%
Grade 8	11.4%	53.0%	19.5%	8.1%	3.8%	4.1%
Grade 9	9.1%	33.6%	23.4%	17.2%	9.4%	7.3%
Grade 10	9.9%	34.5%	22.9%	17.7%	9.0%	5.9%
Grade 11	7.6%	22.4%	21.2%	26.0%	10.4%	12.4%
Grade 12	9.3%	16.5%	24.7%	24.1%	13.3%	12.1%

Crack?

	Never Heard Of	Impossible	Very Difficult	Somewhat Difficult	Somewhat Easy	Very Easy
All	9.8%	41.2%	20.7%	14.5%	7.3%	6.6%
Grade 7	8.6%	68.6%	12.3%	4.1%	3.6%	2.8%
Grade 8	11.2%	53.6%	18.4%	8.9%	4.1%	3.7%
Grade 9	9.4%	35.3%	22.4%	16.5%	9.4%	6.9%
Grade 10	10.1%	35.0%	24.4%	15.9%	8.7%	5.9%
Grade 11	8.9%	25.1%	23.4%	22.0%	8.9%	11.8%
Grade 12	10.8%	18.2%	25.6%	24.4%	10.4%	10.6%

Hallucinogens?

	Never Heard Of	Impossible	Very Difficult	Somewhat Difficult	Somewhat Easy	Very Easy
All	26.2%	30.7%	17.5%	12.3%	7.0%	6.4%
Grade 7	46.0%	37.5%	9.3%	3.3%	1.6%	2.4%
Grade 8	31.1%	39.7%	15.2%	7.4%	3.2%	3.4%
Grade 9	21.6%	32.0%	20.0%	12.1%	7.5%	6.8%
Grade 10	22.0%	30.7%	19.4%	13.8%	7.4%	6.7%
Grade 11	14.6%	20.6%	21.3%	20.0%	13.1%	10.3%
Grade 12	15.5%	16.2%	22.3%	22.3%	11.9%	11.9%

Uppers?

	Never Heard Of	Impossible	Very Difficult	Somewhat Difficult	Somewhat Easy	Very Easy
All	41.8%	21.7%	11.3%	9.9%	7.4%	7.9%
Grade 7	54.7%	31.6%	7.5%	2.5%	1.6%	2.0%
Grade 8	48.7%	27.5%	9.5%	6.4%	3.8%	4.1%
Grade 9	37.7%	23.2%	13.8%	10.7%	8.4%	6.3%
Grade 10	42.4%	18.7%	11.7%	11.9%	6.8%	8.6%
Grade 11	29.4%	13.7%	13.3%	15.3%	13.9%	14.4%
Grade 12	32.4%	9.4%	13.2%	16.1%	12.6%	16.3%

Downers?

	Never Heard Of	Impossible	Very Difficult	Somewhat Difficult	Somewhat Easy	Very Easy
All	41.5%	21.8%	11.5%	10.1%	7.5%	7.7%
Grade 7	54.5%	30.8%	8.1%	2.7%	2.0%	1.9%
Grade 8	48.6%	27.9%	10.3%	6.4%	3.2%	3.5%
Grade 9	37.3%	24.2%	13.2%	11.1%	7.8%	6.4%
Grade 10	41.9%	18.6%	12.1%	11.7%	7.4%	8.4%
Grade 11	29.5%	13.3%	12.5%	15.3%	14.9%	14.4%
Grade 12	32.4%	9.3%	13.5%	16.5%	12.7%	15.7%

Keller  
Spring 2005

Rohypnol?

	Never Heard Of	Impossible	Very Difficult	Somewhat Difficult	Somewhat Easy	Very Easy
All	47.1%	22.8%	12.3%	8.8%	4.0%	5.0%
Grade 7	53.5%	33.7%	7.9%	2.0%	1.4%	1.4%
Grade 8	51.8%	27.1%	10.9%	5.4%	1.5%	3.2%
Grade 9	43.7%	23.4%	14.8%	8.8%	4.6%	4.6%
Grade 10	46.8%	19.5%	12.0%	10.6%	5.4%	5.6%
Grade 11	42.1%	15.7%	14.0%	14.4%	5.7%	7.9%
Grade 12	41.8%	11.8%	15.6%	14.8%	6.7%	9.3%

Steroids?

	Never Heard Of	Impossible	Very Difficult	Somewhat Difficult	Somewhat Easy	Very Easy
All	10.9%	38.1%	17.5%	14.3%	9.1%	10.1%
Grade 7	10.1%	65.5%	13.5%	6.8%	1.7%	2.4%
Grade 8	13.0%	51.7%	16.2%	9.9%	5.2%	4.0%
Grade 9	11.2%	31.2%	21.8%	14.7%	9.8%	11.3%
Grade 10	10.9%	32.3%	18.1%	17.7%	10.4%	10.6%
Grade 11	9.6%	20.9%	18.1%	19.6%	15.7%	15.9%
Grade 12	10.1%	16.3%	16.7%	19.9%	15.3%	21.7%

Ecstasy?

	Never Heard Of	Impossible	Very Difficult	Somewhat Difficult	Somewhat Easy	Very Easy
All	16.5%	35.3%	16.0%	13.3%	9.0%	9.9%
Grade 7	32.4%	48.0%	10.6%	3.9%	2.5%	2.6%
Grade 8	18.4%	47.7%	14.7%	8.3%	6.0%	4.8%
Grade 9	14.6%	33.2%	19.6%	14.2%	9.1%	9.3%
Grade 10	11.3%	33.8%	18.4%	16.3%	9.8%	10.3%
Grade 11	8.6%	23.9%	15.6%	20.8%	14.2%	16.9%
Grade 12	9.9%	16.1%	17.5%	20.4%	15.7%	20.4%

Heroin?

	Never Heard Of	Impossible	Very Difficult	Somewhat Difficult	Somewhat Easy	Very Easy
All	13.0%	44.5%	20.6%	11.3%	5.1%	5.5%
Grade 7	16.8%	65.9%	9.9%	3.5%	2.0%	1.8%
Grade 8	14.0%	55.7%	16.0%	6.5%	4.7%	3.0%
Grade 9	12.1%	39.6%	24.7%	13.1%	4.6%	6.0%
Grade 10	11.9%	41.1%	22.5%	12.4%	6.3%	5.8%
Grade 11	10.0%	30.3%	25.9%	17.9%	7.5%	8.4%
Grade 12	12.7%	24.4%	28.4%	18.1%	6.5%	9.9%