

Nueces County Hospital District
 Quarterly Investment Report
 April 1 - June 30, 2015

Summary Holdings Statistics:

Portfolio as of March 31, 2015		Portfolio as of June 30, 2015	
Beginning Book Value	\$84,762,151	Ending Book Value	\$76,099,199
Beginning Market Value	\$84,797,764	Ending Market Value	\$76,118,352
Unrealized Gain/Loss	\$35,613	Unrealized Gain/Loss	\$19,153
Beginning WAM	249 Days	Ending WAM	111 Days
Change in Market Value	(\$8,679,412) ¹		
Investment Income for Period	\$68,520		
Quarter Average Yield - NCHD	0.289%		
Quarter Average Yield - 6 Mth T-Bill	0.090%		

This report reflects Nueces County Hospital District's investment policy and strategies in accordance with the Public Funds Investment Act.

INVESTMENT OFFICERS:

Jonny F. Hipp

JONNY F. HIPPI, ADMINISTRATOR

Dena Bruni

DENA BRUNI, ASSISTANT ADMINISTRATOR

Donna Littlefield

DONNA LITTLEFIELD, DIRECTOR OF ACCOUNTING & FINANCE

Notes

1. On a quarterly basis, the value of the portfolio declined by \$8,679,412. However, of that decline, \$8,662,952 represents net expenditures by the District for operations. There was a net unrealized loss of \$16,460, but the District does not sell securities prior to maturity. Therefore, the loss is for notation purposes only.

Wessex County Hospital District
Inventory Report - Holdings by Fund
As of: 06/30/2015

Settle Date	Maturity Date	Fund Name	Location	Security	CUSIP	Avg Yield/ Coupon	Purchase Price	PAR	Beginning Book Value 03/31/2015	Beginning Market Value 03/31/2015	Ending Book Value 06/30/2015	Ending Market 06/30/2015	Gain/Loss	Accrued Interest	Yield	D-T-M
Indigent Care Fund																
06/30/2015	07/01/2015	Indigent Care Fund	TexPool	Investment Pool	#0002	0.058%	9,634,230	9,634,230	586,079	586,079	9,634,230	9,634,230	0	0	0.058%	1
06/30/2015	07/01/2015	Indigent Care Fund	LOGIC	Investment Pool		0.125%	17,327	17,327	17,327	17,327	17,327	17,327	0	0	0.125%	1
06/30/2015	07/01/2015	Indigent Care Fund	TexSTAR	Investment Pool		0.072%	10,697,485	10,697,485	7,650,058	7,650,058	10,697,485	10,697,485	0	0	0.072%	1
03/18/2013	03/18/2015	Indigent Care Fund	Safekeping	FHLMC - 1x Call	3134G3660	0.350%	0	0	0	0	0	0	0	0	0.350%	0
06/18/2014	06/18/2017	Indigent Care Fund	Safekeping	FHLMC - Callable	3134G56A8	1.000%	3,000,000	3,000,000	3,003,627	3,004,185	3,000,000	3,004,185	4,185	1,167	1.000%	717
10/16/2014	10/18/2017	Indigent Care Fund	Safekeping	FHLB - Callable	3130A38V1	1.300%	0	0	0	0	0	0	0	0	1.300%	839
12/12/2014	12/12/2017	Indigent Care Fund	Safekeping	FHLMC - City Call	3134G5RM8	1.300%	0	0	3,004,347	3,004,347	0	0	0	0	1.300%	886
12/26/2014	12/26/2017	Indigent Care Fund	Safekeping	FHLMC - City Call	3134G5SP1	1.250%	0	0	6,010,638	6,010,638	0	0	0	0	1.250%	910
02/26/2015	02/26/2018	Indigent Care Fund	Safekeping	FHLMC - City Call	3134G5CC5	1.125%	3,000,000	3,000,000	3,007,968	3,010,119	3,000,000	3,010,119	10,119	11,625	1.125%	972
03/05/2015	03/05/2018	Indigent Care Fund	Safekeping	FHLB - City Call	3130A4782	1.375%	0	0	3,004,047	3,004,047	0	0	0	0	1.375%	979
03/26/2015	03/26/2018	Indigent Care Fund	Safekeping	FHLB - City Call	3130A4JX1	1.400%	0	0	3,000,000	3,004,986	0	0	0	0	1.400%	1,000
06/29/2015	06/29/2018	Indigent Care Fund	Safekeping	FHLMC - City Call	3134G53J5	1.430%	2,998,950	3,000,000	0	2,998,981	2,998,981	3,003,810	4,849	119	1.570%	1,095
Subtotal							29,347,992	29,349,042	29,253,459	29,289,072	29,348,003	29,367,158	18,153	12,811	0.423%	285
Tobacco Settlement Fund																
06/30/2015	07/01/2015	Tobacco Settlement	TexPool	Investment Pool	#00007	0.058%	632,530	632,530	122	122	632,530	632,530	0	0	0.058%	1
Subtotal							632,530	632,530	122	122	632,530	632,530	0	0	0.058%	1
Employee Health Benefits Trust Fund																
06/30/2015	07/01/2015	Emo Health Benefits Trust	Frost Trust	Short Term Treasury	AIM	0.020%	280,618	280,618	310,783	310,783	280,618	280,618	0	0	0.020%	1
Subtotal							280,618	280,618	310,783	310,783	280,618	280,618	0	0	0.020%	1
General Fund																
10/01/1988	10/15/2016	General Fund	Safekeping	GNMA Pool #156879	3821562L4	9.000%	68	92	110	110	92	92	1	1	9.350%	473
06/30/2015	07/01/2015	General Fund	TexPool	Investment Pool	#00004	0.058%	35,081,876	35,081,876	36,728,260	36,728,260	35,081,876	35,081,876	0	0	0.058%	1
06/30/2015	07/01/2015	GF - Membership Revenue	TexPool	Investment Pool	#00009	0.058%	7,902,592	7,902,592	16,148,313	16,148,313	7,902,592	7,902,592	0	0	0.058%	1
06/30/2015	07/01/2015	GF - Operating	Frost Bank	Commercial Checking	664025679	0.010%	991,193	991,193	936,621	936,621	991,193	991,193	0	0	0.010%	1
08/30/2015	07/01/2015	GF - Payroll	Frost Bank	Commercial Checking	664027221	0.010%	7,227	7,227	1,003	1,003	7,227	7,227	0	0	0.010%	1
Subtotal							43,982,977	43,982,980	53,815,308	53,815,307	43,982,980	43,982,983	1	1	0.056%	1
Debt Service Fund																
06/30/2015	07/01/2015	Debt Svc Fund	TexPool	Investment Pool	#00003	0.058%	1,855,067	1,855,067	1,382,482	1,382,482	1,855,067	1,855,067	0	0	0.058%	1
Subtotal							1,855,067	1,855,067	1,382,482	1,382,482	1,855,067	1,855,067	0	0	0.058%	1

TOTAL PORTFOLIO 76,099,485 76,100,238 84,762,451 84,797,764 76,099,199 76,118,352 19,153 12,916 0.198% WAY 111 WAM

Nueces County Hospital District
Investment Transaction Activity
April 1 - June 30, 2015

Settle Date	Maturity	Call Date	Fund	Type	CUSIP	Coupon	Price	Par	Principal	Acc'd Interest	Total Settlement	Yield to Mat/Call	Broker
Purchases													
06/29/2015	06/29/2016	09/29/2015	Indigent Care Fund	FHLMC - Qirty Call	3134G630U5	1.430%	99.9650	3,000,000.00	2,998,950.00	0.00	2,998,950.00	1.44/1.57%	Mizuho
Total Purchases:										0.00	2,998,950.00		
Maturities/Calls													
12/12/2014	12/12/2017	06/12/2015	Indigent Care Fund	FHLMC - Qirty Call	3134G5RM9	1.300%	100.0000	3,000,000.00	3,000,000.00	19,500.00	3,019,500.00	1.300%	Morgan Stanley
12/26/2014	12/26/2017	06/26/2015	Indigent Care Fund	FHLMC - Qirty Call	3134G5SP1	1.250%	100.0000	6,000,000.00	6,000,000.00	37,500.00	6,037,500.00	1.250%	Morgan Stanley
03/05/2015	03/05/2018	06/05/2015	Indigent Care Fund	FHLB - Qirty Call	3130AA7B2	1.375%	100.0000	3,000,000.00	3,000,000.00	10,312.50	3,010,312.50	1.375%	Raymond James
03/26/2015	03/26/2018	06/26/2015	Indigent Care Fund	FHLB - Qirty Call	3130AA4JX1	1.400%	100.0000	3,000,000.00	3,000,000.00	10,500.00	3,010,500.00	1.400%	Raymond James
Total Maturities/Calls:										77,812.50	15,000,000.00	15,077,812.50	

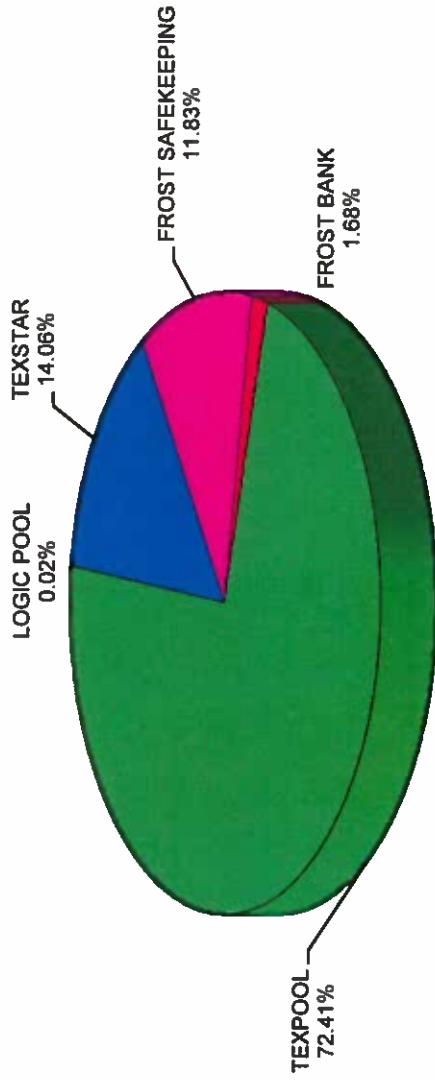
**NUECES COUNTY HOSPITAL DISTRICT
INVESTMENTS SUMMARY BY TYPE & LOCATION
FY 2015 3RD QUARTER (APRIL 1 - JUNE 30, 2015)**

	<u>FROST BANK</u>	<u>TEXPOOL</u>	<u>LOGIC</u>	<u>TEXSTAR</u>	<u>FROST SAFEKEEPING</u>	<u>TOTAL</u>	<u>PERCENT BY TYPE OF INVESTMENT</u>
CASH - INTEREST BEARING	\$998,420	\$0	\$0	\$0	\$0	\$998,420	1.3%
MONEY MKT MUTUAL FUNDS	\$280,618	\$0	\$0	\$0	\$0	\$280,618	0.4%
GOV'T INVESTMENT POOLS	\$0	\$55,106,296	\$17,327	\$10,697,485	\$0	\$65,821,108	86.5%
CERTIFICATES OF DEPOSIT	\$0	\$0	\$0	\$0	\$0	\$0	0.0%
TREASURY NOTES AND BONDS	\$0	\$0	\$0	\$0	\$0	\$0	0.0%
AGENCIES	\$0	\$0	\$0	\$0	\$8,999,053	\$8,999,053	11.8%
TOTAL INVESTMENTS	\$1,279,038	\$55,106,296	\$17,327	\$10,697,485	\$8,999,053	\$76,099,199	100.0%


PERCENT BY HOLDER OF INVESTMENTS	1.68%	72.41%	0.02%	14.06%	11.83%	100.00%
---------------------------------------------	--------------	---------------	--------------	---------------	---------------	----------------

NOTE: THE ABOVE INVESTMENTS INCLUDE ALL TRUST FUNDS.

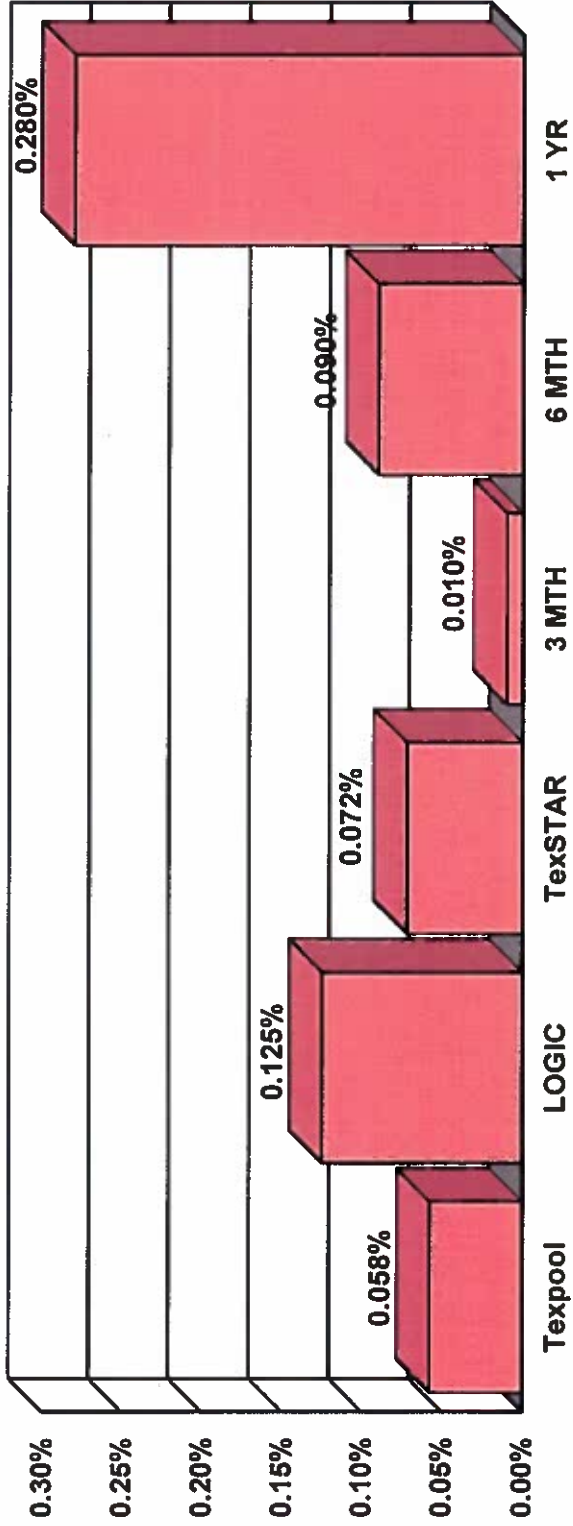
NUECES COUNTY HOSPITAL DISTRICT INVESTMENT BY LOCATION JUNE 30, 2015



NUECES COUNTY HOSPITAL DISTRICT INVESTMENTS BY TYPE JUNE 30, 2015




NUECES COUNTY HOSPITAL DISTRICT POOL RATES V. TREASURIES JUNE 30, 2015

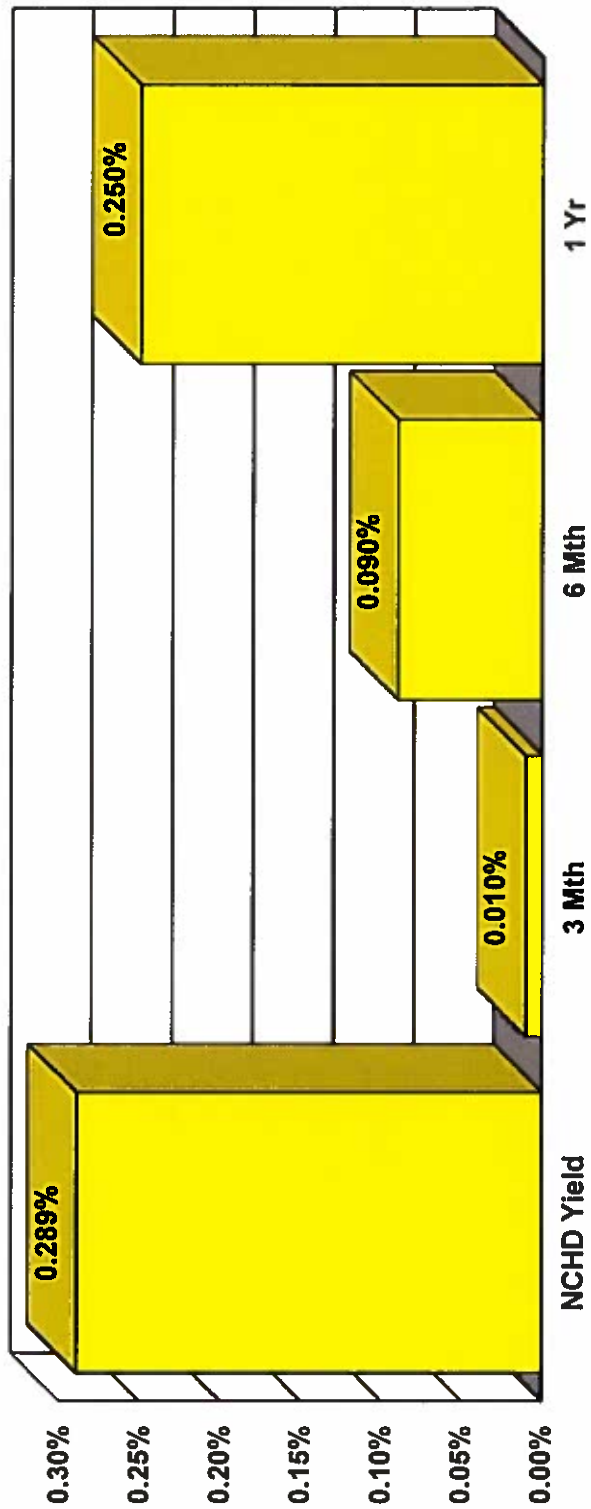


**NUECES COUNTY HOSPITAL DISTRICT
 INVESTMENT SUMMARY BY LIQUIDITY
 FY 2015 3RD QUARTER (APRIL 1 - JUNE 30, 2015)**

<u>INVESTMENT-YRS TO MATURITY</u>	<u>AMOUNT</u>	
CASH & CASH EQUIVALENTS	\$67,100,146	88.2%
MATURES IN 0-6 MONTHS	\$0	0.0%
MATURES IN 6-12 MONTHS	\$0	0.0%
MATURES IN 12-18 MONTHS	\$92	0.0%
MATURES IN 18-24 MONTHS	\$3,000,000	3.9%
MATURES IN OVER 2 YEARS	\$5,998,961	7.9%
TOTAL	\$76,099,199	100.0%



NUECES COUNTY HOSPITAL DISTRICT QUARTERLY BENCHMARK COMPARISON JUNE 30, 2015



**Nueces County Hospital District
Investment Policy Compliance
For the Quarter Ended June 30, 2015**

These are the major compliance issues regarding our investment policy. Any negative responses are explained below.

	Yes	No
1.) Are at least 33% of the District's investments backed by U.S. Government securities to assure return of principal?	<u>X</u>	_____
2.) Are all investments maturing 3 years or less from the date of purchase?	<u>X</u>	_____
3.) Are at least 10% of the investments short-term maturing within 60-90 days?	<u>X</u>	_____
4.) Is the weighted average maturity of the District's portfolio 18 months or less?	<u>X</u>	_____
5.) With the exception of U.S. Treasury Bills, U.S. Treasury Notes and Bonds, are less than 20% of the District's portfolio invested with a common maturity date, a specific issue or a specific type or class.	<u>X</u>	_____
6.) Does the District's weighted average yield exceed the U.S. Treasury Bill benchmark compared to the District's maximum weighted average maturity for each class of security?		
6 Month Treasury	<u>0.289%</u>	<u>0.090%</u>
District		U.S. Treasury
6 Month Treasury	<u>0.289%</u>	<u>0.090%</u>