

## 2024-2025 Weekly Meal Count

April 2025

Week of:	Breakfast			Lunch			Dinner		
3/31/25 - 4/4/25	Last Week	This Week	Participation Rate	Last Week	This Week	Participation Rate	Last Week	This Week	Participation Rate
Primary	967	1004	68.07%	957	964	65.36%	1193	1201	81.42%
Elementary	1203	1193	39.44%	1960	2045	67.60%	754	744	24.60%
Intermediate	459	432	14.67%	1563	1521	51.65%	793	835	28.35%
Jr High	337	316	16.12%	999	961	49.03%	209	221	11.28%
High School	272	296	7.89%	1728	1755	46.80%	174	165	4.40%
Total	3238	3241	29.24%	7207	7246	56.09%	3123	3166	30.01%

Week of:	Breakfast			Lunch			Dinner		
4/7/25 - 4/11/25	Last Week	This Week	Participation Rate	Last Week	This Week	Participation Rate	Last Week	This Week	Participation Rate
Primary	1004	962	65.00%	964	924	62.43%	1201	1268	85.68%
Elementary	1193	1146	37.88%	2045	1938	64.07%	744	723	23.90%
Intermediate	432	451	15.39%	1521	1493	50.96%	835	756	25.80%
Jr High	316	322	16.39%	961	1047	53.28%	221	220	11.20%
High School	296	296	7.89%	1755	1760	46.93%	165	136	3.63%
Total	3241	3177	28.51%	7246	7162	55.53%	3166	3103	30.04%

Week of:	Breakfast			Lunch			Dinner		
4/14/25 - 4/17/25 4 day week	Last Week	This Week	Participation Rate	Last Week	This Week	Participation Rate	Last Week	This Week	Participation Rate
Primary	962	795	67.15%	924	825	69.68%	1268	1031	87.08%
Elementary	1146	899	37.15%	1938	1578	65.21%	723	572	23.64%
Intermediate	451	357	15.23%	1493	1224	52.22%	756	662	28.24%
Jr High	322	231	14.66%	1047	870	55.20%	220	161	10.22%
High School	296	250	8.34%	1760	1453	48.50%	136	141	4.71%
Total	3177	2532	28.51%	7162	5950	58.16%	3103	2567	30.78%

Week of:	Breakfast			Lunch			Dinner		
4/22/25 - 4/25/25 4 day week	Last Week	This Week	Participation Rate	Last Week	This Week	Participation Rate	Last Week	This Week	Participation Rate
Primary	795	813	68.67%	825	730	61.66%	1031	925	78.13%
Elementary	899	942	38.93%	1578	1655	68.39%	572	593	24.50%
Intermediate	357	312	13.31%	1224	1146	48.89%	662	614	26.19%
Jr High	231	226	14.30%	870	793	50.19%	161	179	11.33%
High School	250	238	7.92%	1453	1442	48.00%	141	147	4.89%
Total	2532	2531	28.63%	5950	5766	55.43%	2567	2458	29.01%

Week of:	Breakfast			Lunch			Dinner		
4/28/25 - 5/2/25	Last Week	This Week	Participation Rate	Last Week	This Week	Participation Rate	Last Week	This Week	Participation Rate
Primary	813	997	66.91%	730	931	62.48%	925	1250	83.89%
Elementary	942	1157	38.31%	1655	1976	65.43%	593	749	24.80%
Intermediate	312	418	14.24%	1146	1487	50.66%	614	852	29.03%
Jr High	226	378	19.19%	793	1035	52.54%	179	187	12.34%
High School	238	295	7.86%	1442	1773	47.22%	147	176	4.69%
Total	2531	3245	29.30%	5766	7202	55.67%	2458	3214	30.95%

Grand Totals:

11481 28.72%

26124 56.30%

11294 29.96%

down from previous week

up from previous week

# CHILD NUTRITION SERVICES NEWSLETTER

---



## MEGAN HENDRICKS

**General Manager, SFE**

**Cell:** (979) 299-4323

**Email:** [megan.hendricks@sfellc.org](mailto:megan.hendricks@sfellc.org)



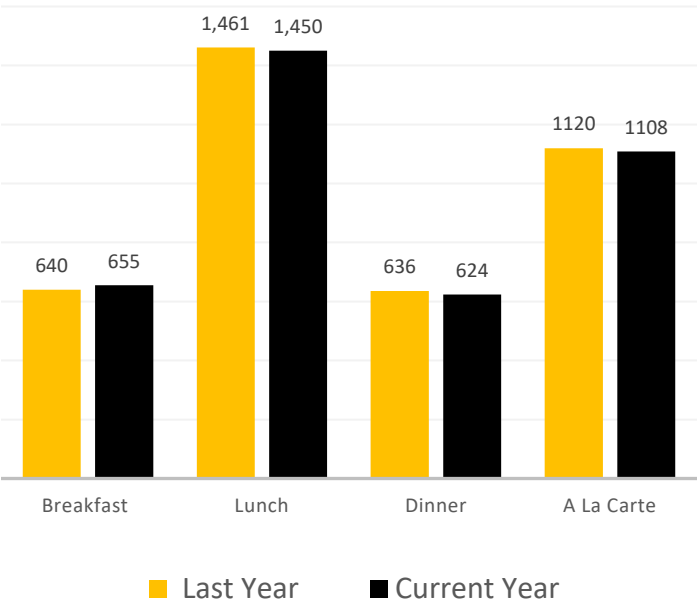
## Dustin Seymour

**District Manager, SFE**

**Office:** (210) 537-2614

**Email:** [dustin.seymour@sfellc.org](mailto:dustin.seymour@sfellc.org)

Year Over Year Meal Participation Growth



# FINANCES

April continued an increase in participation for Lunch and snacks. In April, we served on average over **11 more Lunches, and \$38 more a la carte** meals.

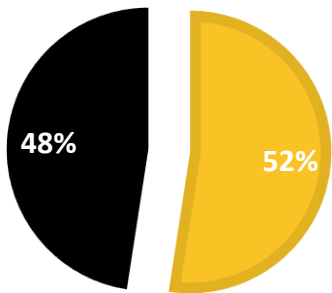
# COMMODITIES

Gatesville ISD receives over \$107,055 in state funding for commodity foods that must be allocated and utilized as part of the cafeteria menus . All funds received in the district in commodities foods is credited back to the district budget by SFE monthly.

This past month, \$7654.44 has been received, utilized and credited back to the foodservice budget.

## USDA COMMODITIES UTILIZATION

■ Total Entitlement   ■ Used and Credited



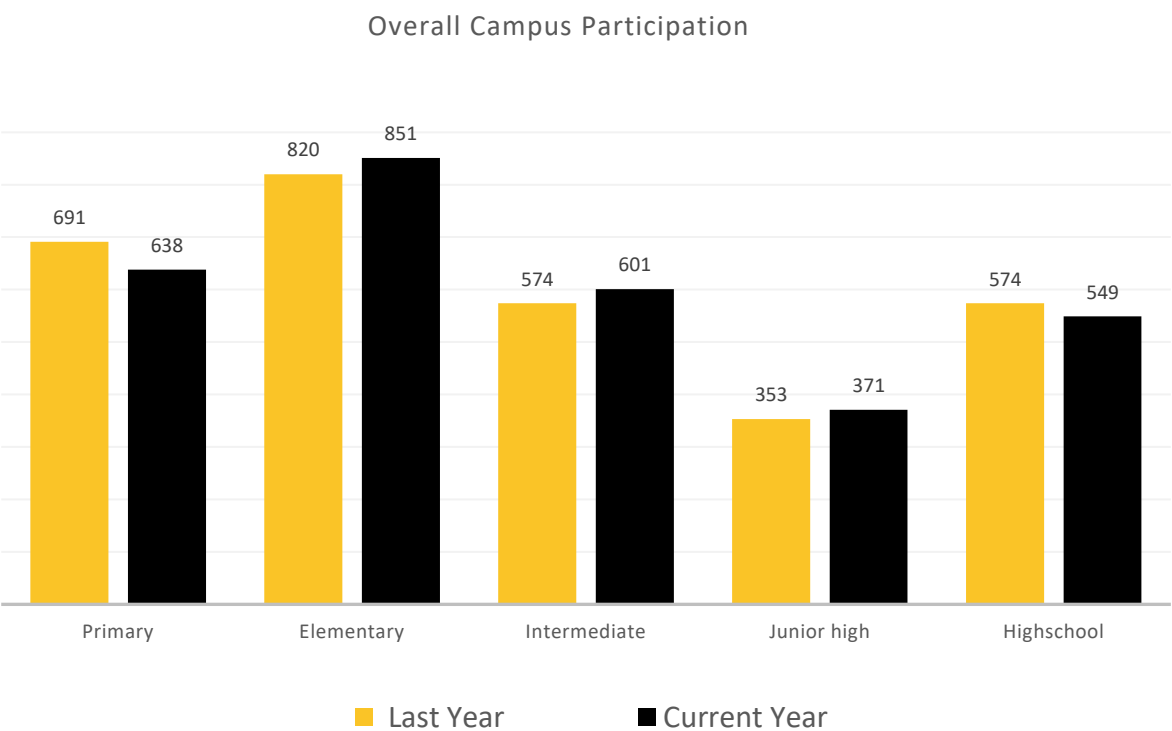
979-2994323



Megan.hendricks@sfellc.org

# PARTICIPATION

Currently, our highest participation campus is Elementary at **70.2%** of the students participating in our lunch program



979-299-4323




Megan.hendricks@sfellc.org

# Earth Day

---

On April 22<sup>nd</sup> we celebrated earth day by letting students get their hands dirty! Students were able to plant fresh vegetables and get to watch the life cycle of how their food is grown!



# STAFF HIGHLIGHT

---

This year we have chosen Loraine Watson as our employee of the year. Loraine has been a fundamental staff member for many years. She shines in her current roll as Intermediate Manager. Her numbers have steadily increased this year through hard work and love for the job.

Loraine was also the first person to step up when we needed help for summer feed.

Loraines Manager had this to say "Loraine is always the first person here in the morning, her years of dedication truly show. She is committed to providing a loving and fun environment for students during lunch."

