



Beaverton Police Youth Services Dashboard Reporting

BSD-City of Beaverton IGA 2023


3.2.11. Provide reporting on a quarterly basis covering the number and type of incidents reported by school in which law enforcement was involved in any arrest, referral or investigation/information gathering. Such reporting must indicate whether the YSOs involvement was initiated by the District (administrator, counselor, etc.), law enforcement, a parent or community member. Reporting will include demographic information on student's race, ethnicity, and sex. If available from the District, the report will include if a student identifies as LGBTQIA+.

What is a call for service

- ▶ A call for service is an incident that an officer has been assigned to resolve, handle, or assist with. Calls can be generated through dispatch by calling non-emergency or 911. Calls can also be generated by staff calling a YSO directly. In this incident the YSO would manually create the call for service. Calls are also generated when a YSO visits the school to interact with staff, students or parents or is at a school event (Athletic, Dances...)

Types of calls for service

- ▶ Alarms – Fire or security alarm activated at the school wither during or after school hours.
- ▶ Animal Complaints – Loose dogs, dead animals in or around school property that may seen suspicious.
- ▶ Assaults – Physical confrontation between two parties. This may or may not be criminal.
- ▶ BHI – Situation where a student, parent, staff or someone poses a danger to themselves or others.
- ▶ Community Engagement – Sporting events, visiting campus, interacting with parents, staff, students, parent pickup and drop off time.
- ▶ Consultation – Any situation where staff has concerns for student safety or situations identified by BSD suggesting BPD be notified.
- ▶ CPR/Medical - Life safety issues.
- ▶ Criminal Mischief – Damage to property. Examples include broken windows, graffiti on buildings or damage to vehicles.
- ▶ DHS – Physical or sexual abuse of a child either by an adult or other student. May be initiated by DHS, Staff, Parents, Students or YSO
- ▶ Disturbance – Confrontation between two or more individuals that is not physical. This does not include a student acting up in class
- ▶ Drugs – Drugs or drug paraphernalia located on school property given to a YSO for destruction.
- ▶ Follow-up – If an officer has already been to the school on a call and is returning to continue the conversation.

- 
- ▶ Harassment – Identified as unwanted physical contact from one person to another. This may not be criminal.
 - ▶ Hit and Run/Traffic – Vehicle damage, traffic crash near or on school property, speeding
 - ▶ Runaway – Reported runaway located at school or a report a student leaving the school.
 - ▶ Property – Found or lost property
 - ▶ Suspicious Activity – Any situation which causes a concern to staff, parents or students. May be people or activity.
 - ▶ Theft – Stolen property (cell phones, earbuds, laptops are most common)
 - ▶ Trespass – Any persons entering or remaining on school property without permission (non-custodial parent)
 - ▶ Warrant – This includes warrants issued by a judge or a detainer issued by a probation officers. These are a SHALL arrest situation where an officer is being **ordered** to take a person into custody and transport them to the court. This is a physical custody situation.
 - ▶ Individual has already appeared before the court on a prior case and has violated the conditions of their probation.
 - ▶ There have been four incidents so far this school year resulting in a YSO taking a student into physical custody at a school

Police Report

- ▶ A report is generated from a call for service when the officer feels the event was sufficient to warrant a higher level of documentation. Some reports are for information purposes only, some document criminal activity and other can be for found property or to document suspicious activity.

Arrest

- ▶ Two types of arrest
 - ▶ Arrest occurs when an officer has probable cause that a crime has been committed, a report is taken, and the incident is referred to the Washington County District Attorney's Office. Reports are reviewed by a team of Deputy District Attorneys (DDA) assigned to the Juvenile division. Their responsibility is to review and make final charging decisions. No Physical Custody (one in 2023)
 - ▶ Warrant or Detainer issued for an individual. – Physical Custody (four in 2023)

Calls for service by school and type of call

Calls for Service by School and Type																						
School	Alarm	Animal	Assault	BHI	Community Engagement	Consultation	CPR	Criminal Mischief	DHS	Disturbance	Drugs	Followup	Harassment	Hit n Run	Runaway	Property	Suspicious Activity	Theft	Trespass	Warrant	Traffic	Total
ACMA	0	0	3	0	2	2	0	0	2	0	0	9	0	0	0	0	2	0	0	0	0	20
BASE	0	0	0	0	0	0	0	0	0	0	0	1	0	0	0	0	0	0	0	0	0	1
Beaver Acres Elementary	0	0	0	0	0	0	0	0	1	0	0	0	0	0	0	0	0	0	0	0	0	1
Beaverton High School	1	0	16	0	68	6	1	0	3	3	3	31	4	0	1	0	6	5	3	1	0	152
Cascade Academy	0	0	2	2	1	2	0	0	2	0	0	3	0	0	0	0	0	0	0	0	0	12
Cedar Park Middle School	0	0	1	1	52	11	0	0	6	1	0	5	4	0	0	0	4	0	0	0	0	85
Chehalem Elementary	0	0	0	0	0	0	0	0	2	0	0	1	0	0	0	0	1	0	0	0	0	4
Conestoga Middle School	1	0	2	0	5	4	0	0	1	1	0	10	2	0	0	0	1	0	1	0	0	28
Cooper Mountain Elementary	0	0	0	0	1	1	0	0	2	0	0	0	1	0	0	0	1	0	0	0	0	6
Elemonica Elementary School	0	0	1	0	7	2	0	0	0	0	0	0	0	0	1	1	1	0	0	0	0	13
Fir Grove Elementary	0	2	2	0	2	7	0	0	0	0	0	1	0	1	0	0	2	0	0	0	0	17
Five Oaks Middle School	0	0	1	0	5	4	0	0	2	0	1	2	4	0	0	0	1	0	0	0	0	20
Greenway Elementary	0	0	0	0	7	2	0	0	1	0	0	1	1	0	1	0	0	0	0	0	0	13
Hieton Elementary	0	0	0	0	0	0	0	0	0	0	0	3	0	0	0	0	0	0	0	0	0	3
Highland Park Middle School	0	0	2	0	8	2	0	0	1	0	1	4	0	0	1	0	0	0	0	0	0	19
Hiteon Elementary	0	0	0	0	1	2	0	0	1	0	0	2	0	0	0	0	0	0	0	0	0	6
Jesuit High School	0	0	1	0	71	15	0	0	1	0	0	15	0	2	0	1	6	2	2	0	0	116
McKinley Elementary	1	0	1	0	6	0	0	0	1	0	0	3	0	0	0	0	1	0	0	0	0	13
Meadow Park Middle School	0	0	0	0	0	0	0	0	1	0	0	0	0	0	0	0	0	0	0	0	0	1
Merlo Station High School	0	0	1	0	2	3	0	0	6	0	0	9	0	0	0	0	2	0	1	0	0	24
Mountainside High School	0	0	3	0	65	20	0	0	3	0	1	16	5	1	0	0	2	1	0	1	0	118
Nancy Ryles Elementary	0	0	0	0	1	2	0	0	1	0	0	1	1	0	0	0	1	0	0	0	0	7
Pacific Academy	0	0	0	1	1	3	0	0	0	0	0	1	1	0	0	0	1	0	0	0	0	8
Raleigh Hills Elementary School	0	0	0	0	0	1	0	2	0	0	0	1	0	0	0	0	0	0	0	0	0	4
Ridgewood Elementary	0	0	0	0	2	2	0	0	0	0	0	2	0	0	1	0	0	0	0	0	0	7
Scholls Heighes Elementary	2	0	0	0	0	1	0	0	0	0	0	0	0	0	0	0	1	0	0	0	0	4
Sexton Mountain Elementary	0	0	1	0	1	3	1	0	1	0	0	0	0	0	0	0	0	0	0	0	0	7
Southridge High School	1	0	3	0	86	19	0	0	3	0	0	7	1	0	0	0	13	0	0	1	0	134
St. Cecilia's Elementary	0	0	0	0	21	2	0	0	0	0	0	4	0	0	0	0	1	0	0	0	0	28
St. Pius	0	0	0	0	6	1	0	0	0	0	0	1	0	0	0	0	0	0	0	0	0	8
Sunset High School	1	0	1	0	74	9	0	0	6	0	0	18	2	0	0	0	1	0	0	0	0	112
Tumwater Elementary School	0	0	5	0	31	18	0	0	7	0	0	10	2	0	1	0	3	0	0	0	0	77
Valley Catholic	0	0	0	0	10	0	0	0	0	0	0	9	0	0	0	0	0	0	0	0	0	19
Vose Elementary	1	0	0	0	1	0	0	0	2	0	0	1	0	0	0	0	1	0	0	0	0	6
Whitford Middle School	0	0	5	0	30	9	0	2	8	0	0	9	6	0	0	1	4	1	0	1	0	76
William Walker Elementary	0	0	0	0	0	0	0	0	1	0	0	3	2	0	0	0	0	0	0	0	0	6
Total	8	2	51	4	567	153	2	4	65	5	6	183	36	4	6	3	56	9	7	4	0	1175

Police reports taken by school and race

Police Reports taken by school/race of involved student										School population and demographic (BSD Webpage)								
School	Asian	Black	Hispanic	Unidentif ied	White	Pacific Islander	Native	Multiraci al	Grand Total	Total Students	Asian	Black	Hispanic	Unidentified	White	Pacific Islander	Native	Multiracial
ACMA	0	1	0	0	5	0	0	0	6	662	34	14	94	0	433	0	0	87
Beaver Acres Elementary	0	0	0	0	1	0	0	0	1	736	104	52	267	0	238	15	0	60
Beaverton High School	1	1	6	3	13	1	0	0	25	1,409	70	29	627	0	599	14	0	70
Cascade Academy	1	0	0	0	7	0	0	0	8	Information not available								
Cedar Park Middle School	0	1	2	0	6	0	0	0	9	627	25	13	194	0	345	0	0	50
Conestoga Middle School	0	2	4	0	2	0	0	1	9	776	78	22	178	0	419	8	1	70
Cooper Mountain	0	0	0	0	1	0	0	0	1	416	58	12	42	0	253	3	3	45
Elmonica Elementary	0	1	1	1	1	0	0	0	4	448	160	13	153	0	100	0	0	22
Fir Grove Elementary	0	0	1	0	3	0	0	0	4	358	21	11	116	0	171	7	0	32
Five Oaks Middle School	0	0	5	0	7	0	0	0	12	738	60	32	283	0	305	7	7	44
Greenway Elementary	0	0	2	0	4	0	0	0	6	296	12	21	108	0	125	3	3	24
Highland Park Middle School	0	0	5	0	2	0	0	0	7	686	63	15	118	0	414	7	0	69
Hiteon Elementary	0	0	1	0	4	0	0	0	5	517	41	10	78	0	321	10	0	57
International School	0	0	0	0	1	0	0	0	1	862	315	19	135	0	278	0	0	115
Jesuit High School	0	0	0	2	6	0	0	0	8	Information not available								
Meadow Park	0	0	0	0	1	0	0	0	1	685	90	42	290	0	213	8	1	41
McKinley Elementary School	0	0	1	0	0	0	0	0	1	606	48	61	242	0	194	6	0	55
Merlo Station High School	0	0	2	1	5	0	0	0	8	Information not available								
Mountainside	0	0	0	0	4	0	0	0	4	1,688	236	51	236	0	1,013	17	0	135
Pilgrim Lutheran Church	0	0	1	0	0	0	0	0	1	Information not available								
Raleigh Hills Elementary	0	0	0	0	1	0	0	0	1	299	12	6	91	0	148	0	0	42
Ridgewood Elementary	0	0	0	0	2	0	0	0	2	397	20	16	56	0	262	4	0	39
Sexton Mountain Elementary	0	0	0	1	3	0	0	0	4	481	58	14	53	0	284	5	0	67
Southridge High School	0	0	17	0	15	0	0	0	32	1,442	87	30	465	0	698	15	15	132
St. Mary's	0	0	0	0	1	0	0	0	1	Information not available								
St. Pius X	0	0	0	0	1	0	0	0	1	Information not available								
Stoller Middle School	0	0	0	0	0	1	0	0	1	938	528	28	85	0	268	0	0	29
Sunset High School	0	2	0	1	11	0	0	0	14	1,960	549	20	216	0	1,000	20	0	155
Thomas Edison	0	0	0	0	1	0	0	0	1	Information not available								
Tumwater Middle School	0	0	1	1	8	0	0	0	10	889	240	9	91	0	478	0	0	71
Valley Catholic	0	0	0	0	2	0	0	0	2	Information not available								
Vose Elementary	0	0	2	0	0	0	0	0	2	695	12	12	466	0	164	6	0	35
Whitford Middle School	0	1	10	4	6	0	0	0	21	771	39	23	326	0	305	8	8	62
William Walker Elementary	0	0	0	0	1	0	0	0	1	520	26	10	307	0	146	5	0	26
Totals	2	9	61	14	125	2	0	1	214	19,902	2,986	585	5,317	0	9,174	168	38	1,634
% of Totals	1%	4%	29%	7%	58%	1%	0%	0%	100%	% of Totals	15%	3%	27%	0%	46%	1%	0%	8%


Police reports taken by school and reporting person


Reports Initiated by/School								
School	DHS	Other LE	Outside Agency	Parent	School Staff	Student	WC	Grand Total
ACMA	0	0	0	2	4	0	0	6
Beaver Acres Elementary	1	0	0	0	0	0	0	1
Beaverton High School	1	0	0	1	19	3	1	25
Cascade Academy	0	0	0	0	8	0	0	8
Cedar Park Middle School	0	0	0	0	9	0	0	9
Conestoga Middle School	0	0	0	0	9	0	0	9
Cooper Mountain Elementary	0	0	0	0	1	0	0	1
Elemonica Elementary School	1	1	0	0	2	0	0	4
Fir Grove Elementary	0	0	1	1	1	0	1	4
Five Oaks Middle School	0	0	1	0	11	0	0	12
Greenway Elementary School	1	0	0	0	5	0	0	6
Highland Park Middle School	2	0	0	1	4	0	0	7
Hiteon Elementary	0	0	0	0	5	0	0	5
International School	0	1	0	0	0	0	0	1
Jesuit High School	0	0	0	0	8	0	0	8
Meadow Park Middle School	1	0	0	0	0	0	0	1
McKinley Elementary	0	0	0	1	0	0	0	1
Merlo Station High School	4	1	0	0	3	0	0	8
Mountainside High School	1	0	0	0	3	0	0	4
Pilgrim Lutheran Church	0	0	0	0	1	0	0	1
Raleigh Hills Elementary Scho	0	0	0	0	1	0	0	1
Ridgewood Elementary	0	0	0	0	2	0	0	2
Sexton Mountain Elementary	0	0	0	0	4	0	0	4
Southridge High School	1	0	3	4	22	1	1	32
St. Mary's	0	0	0	0	1	0	0	1
St. Pius X	0	0	0	0	1	0	0	1
Stoller Middle School	0	0	0	1	0	0	0	1
Sunset High School	0	0	2	1	10	1	0	14
Thomas Edison	0	0	0	0	1	0	0	1
Tumwater Elementary School	0	0	0	0	10	0	0	10
Valley Catholic	1	0	0	0	1	0	0	2
Vose Elementary	1	0	0	0	1	0	0	2
Whitford Middle School	1	0	1	0	19	0	0	21
William Walker Elementary	1	0	0	0	0	0	0	1
Total	17	3	8	12	166	5	3	214

Police reports by school and gender

School	Reports by Gender				
	Female	Male	Other	Unidentified	Total
ACMA	1	4	0	1	6
Beaver Acres Elementary	0	1	0	0	1
Beaverton High School	8	13	1	3	25
Cascade	2	6	0	0	8
Cedar Park Middle School	4	5	0	0	9
Conestoga Middle School	1	7	0	1	9
Cooper Mountain Elementary	0	1	0	0	1
Elemonica Elementary School	2	1	0	1	4
Fir Grove Elementary	0	4	0	0	4
Five Oaks Middle School	2	8	2	0	12
Greenway Elementary	1	5	0	0	6
Highland Park Middle School	3	4	0	0	7
Hiteon Elementary	0	5	0	0	5
International School	0	1	0	0	1
Jesuit High School	2	4	0	2	8
Meadow Park Middle School	1	0	0	0	1
McKinley Elementary School	0	1	0	0	1
Merlo Station High School	2	6	0	0	8
Mountainside High School	1	2	0	1	4
Pacific Academy	0	1	0	0	1
Raleigh Hills Elementary School	0	0	0	1	1
Ridgewood Elementary	0	2	0	0	2
Sexton Mountain Elementary	0	4	0	0	4
Southridge High School	8	23	0	1	32
St. Mary's	0	1	0	0	1
St. Pius X	0	1	0	0	1
Stoller Middle School	0	1	0	0	1
Sunset High School	1	12	0	1	14
Thomas Edison	0	1	0	0	1
Tumwater Elementary School	5	4	0	1	10
Valley Catholic	1	1	0	0	2
Vose Elementary	1	1	0	0	2
Whitford Middle School	2	14	0	5	21
William Walker Elementary	0	1	0	0	1
Total	48	145	3	18	214

Calls where a YSO responds to the school involving a student, but no report was warranted. These calls could be green or yellow.



Menu




 **BEAVERTON**
SCHOOL DISTRICT

SCHOOLS ▾ QUICK SEARCH ▾

Home ▸ Departments ▸ Public Safety ▸ Youth Services Officers ▸ When to Contact Youth Services Officers

WHEN TO CONTACT YOUTH SERVICES OFFICERS



	Yes — Always contact YSO.		Maybe — not necessary to contact YSO. See table below.		Don't — YSO does not need to be contacted.
--	---------------------------	---	--	--	--

Student calls with no report by school and race

Calls for Service by Race/Not Community Engagement										School Population and Demographic (BSD Website)								
School	Asian	Black	Hispanic	Indentifie	White	Pacific Islander	Native	Multiracial	Total	Total Students	Asian	Black	Hispanic	Indentifie	White	Pacific Islander	Native	Multiracial
ACMA	0	2	1	0	2	0	0	2	7	662	33	13	93	0	430	0	0	86
Aloha High School	0	0	0	0	1	0	0	0	1	1,636	115	82	785	0	524	33	16	82
Beaverton High School	1	2	16	2	20	0	0	0	41	1,409	70	29	627	0	599	14	0	70
Cascade Academy	0	0	0	0	8	0	0	0	8	Information not Available								
Cedar Park Middle School	0	3	8	0	7	0	0	2	20	627	25	13	194	0	345	0	0	50
Conestoga Middle School	0	1	5	0	3	0	0	2	11	776	78	22	178	0	419	8	1	70
Cooper Mountain Elementary	0	0	0	1	3	0	0	0	4	416	58	12	42	0	253	3	3	45
Elmonica Elementary School	0	1	1	0	1	0	0	0	3	448	160	13	153	0	100	0	0	22
Fir Grove Elementary	0	0	1	0	2	0	0	0	3	358	21	11	115	0	172	7	0	32
Five Oaks Middle School	0	0	0	0	6	0	0	0	6	738	60	32	283	0	305	7	7	44
Greenway Elementary School	0	0	2	0	2	0	0	0	4	296	12	21	108	0	125	3	3	24
Highland Park Middle School	0	0	5	1	1	0	0	0	7	686	63	15	118	0	414	7	0	69
Hiteon Elementary	0	0	1	0	8	0	0	0	9	517	41	10	78	0	321	10	0	57
International School	0	0	0	0	1	0	0	0	1	862	315	19	135	0	278	0	0	115
Jesuit High School	0	0	0	0	17	0	0	0	17	Information not Available								
McKinley Elementary School	0	0	1	1	1	0	0	0	3	606	48	61	242	0	194	6	0	55
Merlo Station High School	0	0	1	0	1	0	0	0	2	Information not available								
Mountainside High School	3	2	2	3	16	0	0	0	26	1,688	236	51	236	0	1,013	17	0	135
Nancy Ryles Elementary	0	0	0	1	2	0	0	0	3	513	56	15	84	0	286		0	62
Pilgrim Lutheran Church	0	0	1	0	0	0	0	0	1	Information not Available								
Raleigh Hills	0	0	0	1	0	0	0	0	1	299	12	6	91	0	148	0	0	42
Ridgewood Elementary	0	0	0	0	1	0	0	0	1	397	19	16	56	0	262	0	0	44
Sexton Mountain Elementary	0	1	0	0	3	0	0	0	4	481	58	14	53	0	284	5	0	67
Southridge High School	0	0	17	1	21	0	0	0	39	1,442	87	30	465	0	698	15	15	132
St. Cecilia's	0	0	0	0	1	0	0	0	1	Information not Available								
Stoller Middle School	0	0	0	0	0	1	0	0	1	938	528	28	85	0	268	0	0	29
Sunset High School	0	2	0	0	8	0	0	0	10	1,960	549	20	216	0	1,000	20	0	155
Thomas Edison	0	0	0	0	2	0	0	0	2	Information not Available								
Tumwater Middle School	0	1	2	0	19	0	0	1	23	889	240	9	91	0	478	0	0	71
Valley Catholic	0	0	0	0	2	0	0	0	2	Information not Available								
Vose Elementary School	0	0	1	0	0	0	0	0	1	695	14	14	473	0	167	7	0	35
Westview High School	0	0	1	0	1	0	0	0	2	2,304	668	92	484	0	899	23	0	138
Whitford Middle School	0	0	7	2	5	0	0	0	14	771	39	23	326	0	305	8	8	62
William Walker	0	0	0	0	1	0	0	0	1	510	20	10	316	0	133	5	0	26
Total	4	15	73	13	166	1	0	7	279	22,924	3,625	681	6,127	0	10,419	198	53	1,818
% of Total	1%	5%	26%	5%	60%	0%	0%	3%	100%	% of Total	16%	3%	27%	0%	45%	1%	0%	8%

Student calls with no report by source/gender/race

Calls for Service by Race and Reporting Person									
Source	Asian	Black	Hispanic	Unidentified	White	Pacific Islander	Native	Multiracial	Total
DHS	0	0	4	0	2	0	0	0	6
Other LE Agency	1	0	3	1	10	0	0	0	15
Parent	0	3	7	6	19	0	0	1	36
Staff	3	13	54	25	100	1	0	6	202
Student	0	0	5	0	15	0	0	0	20
Total	4	16	73	32	146	1	0	7	279

Calls for Service by Gender and Reporting Person					
Source	Female	Male	Unknown	Other	Total
DHS	1	5	0	0	6
Other LE Agency	9	5	1	0	15
Parent	17	19	0	0	36
Staff	63	131	7	1	202
Student	11	9	0	0	20
Total	101	169	8	1	279



Beaverton Police Youth Services Dashboard Reporting