



# UNITED INDEPENDENT SCHOOL DISTRICT INFORMATIONAL ITEM

**TOPIC:** July 2010 Exit TAKS Results

**SUBMITTED BY:** Pamela R. Juarez **OF:** Instructional Department

**APPROVED FOR TRANSMITTAL TO SCHOOL BOARD:** \_\_\_\_\_

**DATE ASSIGNED FOR BOARD CONSIDERATION:** Sept. 14, 2010





## INFORMATIONAL REPORT:

Please see attached data on summer TAKS results.

# 2010 JULY SUMMARY REPORT (Retesters)





## MATH SOCIAL STUDIES

All subjects received on  
8/09/2010

CAMPUS	GRADE 11 EXIT LEVEL			GRADE 12 EXIT LEVEL			GRADE 11 EXIT LEVEL			GRADE 12 EXIT LEVEL		
	Tested	Passed	% Passed	Tested	Passed	% Passed	Tested	Passed	% Passed	Tested	Passed	% Passed
 United High School	52	15	29%	8	1	13%	7	6	86%	0	0	0%
 United South High School	75	28	37%	12	2	17%	18	14	78%	1	0	0%
 Alexander High School	47	10	21%	11	2	18%	6	3	50%	0	0	0%
 Lyndon B. Johnson High School	52	12	23%	13	0	0%	9	6	67%	2	0	0%
<b>DISTRICT</b>	<b>226</b>	<b>65</b>	<b>29%</b>	<b>44</b>	<b>5</b>	<b>11%</b>	<b>40</b>	<b>29</b>	<b>73%</b>	<b>3</b>	<b>0</b>	<b>0%</b>

## SCIENCE

## ELA

CAMPUS	GRADE 11 EXIT LEVEL			GRADE 12 EXIT LEVEL			GRADE 11 EXIT LEVEL			GRADE 12 EXIT LEVEL		
	Tested	Passed	% Passed	Tested	Passed	% Passed	Tested	Passed	% Passed	Tested	Passed	% Passed
 United High School	34	15	44%	5	1	20%	39	28	72%	20	0	0%
 United South High School	59	22	37%	18	8	44%	51	26	51%	8	3	38%
 Alexander High School	41	13	32%	6	0	0%	33	17	52%	6	1	17%
 Lyndon B. Johnson High School	53	21	40%	14	3	21%	59	31	53%	9	3	33%
<b>DISTRICT</b>	<b>187</b>	<b>71</b>	<b>38%</b>	<b>43</b>	<b>12</b>	<b>28%</b>	<b>182</b>	<b>102</b>	<b>56%</b>	<b>43</b>	<b>7</b>	<b>16%</b>