



MONTHLY INVESTMENT REPORT

# Collin County College

AUGUST 31, 2023



MEEDER

PUBLIC FUNDS

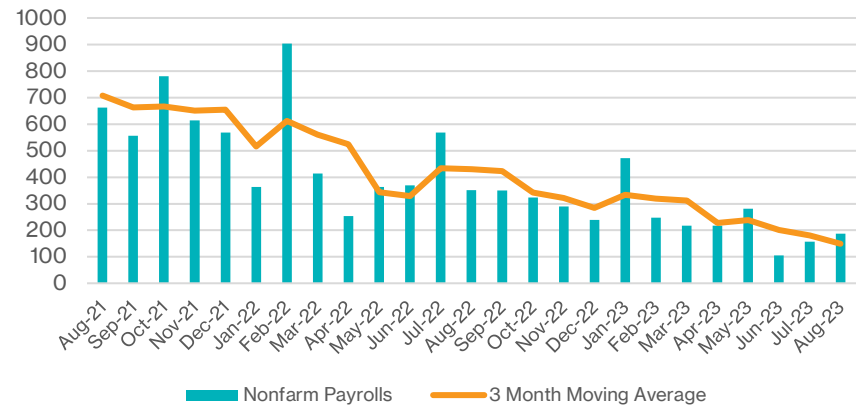
# A Slowly Slowing Economy

August is a notoriously slow month for markets, with this year being no exception. Economic data received in August showed a slowly softening labor market and inflation that is steadily declining. Although the Federal Reserve didn't officially meet in August, Chairman Jerome Powell spoke at the annual Jackson Hole Symposium and used his speech to reaffirm the Federal Reserve's commitment to their 2 percent inflation target. Powell stated that bringing inflation down to 2% will require a period of below-trend economic growth and that monetary policy will need to remain restrictive for the foreseeable future. Powell also acknowledged the uncertainties that the Federal Reserve is facing, as it is "challenging to know in real time" when monetary policy is restrictive enough, given the lag between restrictive policy and the economic slowdown.

The July US Employment report showed that the labor market continued to cool in July, as nonfarm payrolls missed estimates and increased by just 187,000. Likewise, the prior two months were revised down by a total of 49,000. Job growth has slowed over the last 18 to 24 months, with the 3-month moving average down to just 218,000. Wage growth is still elevated, as wages have increased by 4.4% over the last year. For now, the labor market is not growing fast enough for the Federal Reserve to hike again, but the stickiness of wages should keep cuts off the table until 2024.

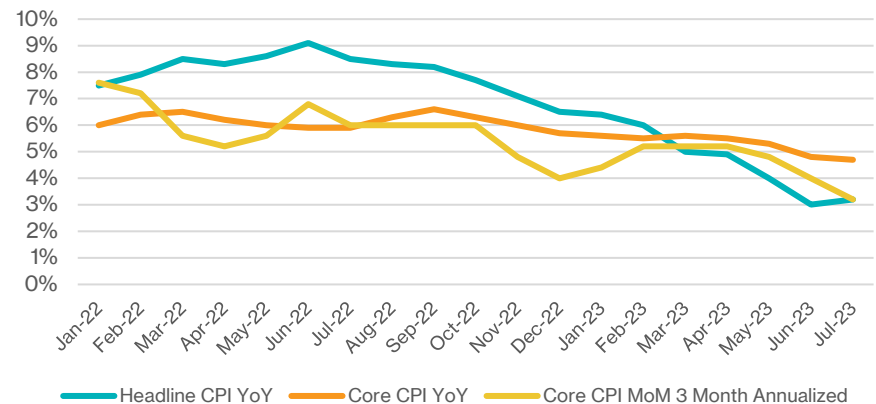
The Consumer Price Index (CPI) report from July pointed to more disinflation. Both headline and core CPI increased by 0.2% on the month, and on a year-over-year (YoY) basis increased by 3.2% and 4.7%, respectively. Comparatively, annualized core CPI over the last 3 months is down to 3.1% as the most recent data indicates that inflation is slowing and is likely more reflective of current pricing momentum than YoY figures that include data from nearly a year ago. The Federal Reserve and market participants will be keenly watching the next few months of data to see if the recent momentum sticks.

## LABOR MARKET GROWTH



SOURCE: BLOOMBERG

## INFLATION COOLING



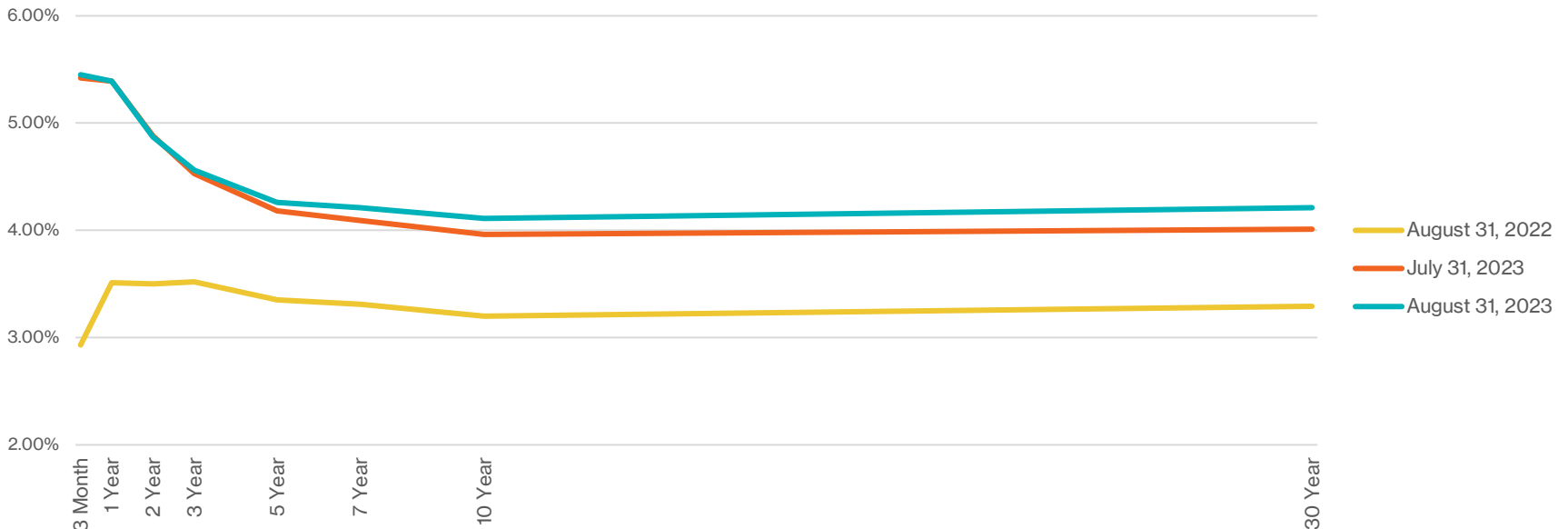
SOURCE: BLOOMBERG

# Rates Move Higher

With economic data lacking many surprises, bond markets remained generally unchanged throughout August. Market pricing for rate hikes and/or cuts started and ended the month in the same place, with a full rate cut still not priced in until mid-2024. Throughout August, markets continued to price in a more positive tone, leading to rates increasing. The 2-year US Treasury yield decreased 0.02% to 4.86%, while longer-term bonds increased as they are more reflective of growth. The 5-year US Treasury yield increased by 0.07% to 4.25%, and the 10-year US Treasury yield increased by 0.15% to 4.11%, steeping the curve some. At the end of July, the yield curve was still inverted by 0.77% as markets are pricing in rate cuts in 2024.

We will continue to look to add value by picking up incremental yield on high-quality bonds as cash flows permit. Even though the yield curve remains inverted and cash products yield more than longer-term bonds, adding duration and buying at current yields will benefit portfolio income over the full economic cycle. The Federal Reserve will cut rates and the curve will normalize, and we are closer now to the end of the cycle than we ever have been.

## US Treasury Yield Curve



*Collin County Community College District*  
Monthly Investment Report  
August 1, 2023 – August 31, 2023

**Portfolio Summary Management Report**

**Portfolio as of 07/31/23:**

Beginning Book Value	\$ 433,620,991
Beginning Market Value	\$ 430,230,638

WAM at Beginning Period Date<sup>1</sup>      201 days

*(Decrease in market value is due to seasonal cash outflows)*

<b>Average Yield to Maturity for period</b>	<b>4.515%</b>
<b>Average Yield 3 Month Treasury Bill for period</b>	<b>5.560%</b>

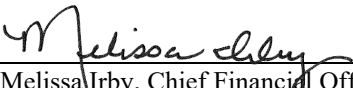
**Portfolio as of 08/31/23:**


Ending Book Value	\$ 403,260,032
Ending Market Value	\$ 400,240,182


Unrealized Gain/Loss	\$ (3,019,850)
----------------------	----------------

WAM at Ending Period Date<sup>1</sup>      200 days

Change in Market Value <sup>2</sup>	\$ (29,990,456)
-------------------------------------	-----------------

  
\_\_\_\_\_  
Melissa Irby, Chief Financial Officer  
Collin County Community College District

  
\_\_\_\_\_  
Julie Bradley, Associate V.P. - Controller  
Collin County Community College District

  
\_\_\_\_\_  
Barbara Johnston, Associate V.P.  
Collin County Community College District

\_\_\_\_\_  
1 WAM – weighted average maturity

2 “Change in Market Value” is required data, but will primarily reflect the receipt and expenditure of the District’s funds from month to month.  
*Meeder Public Funds* has assisted in the preparation of this consolidated investment report, with additional input provided by CCCCDD.

# Your Portfolio

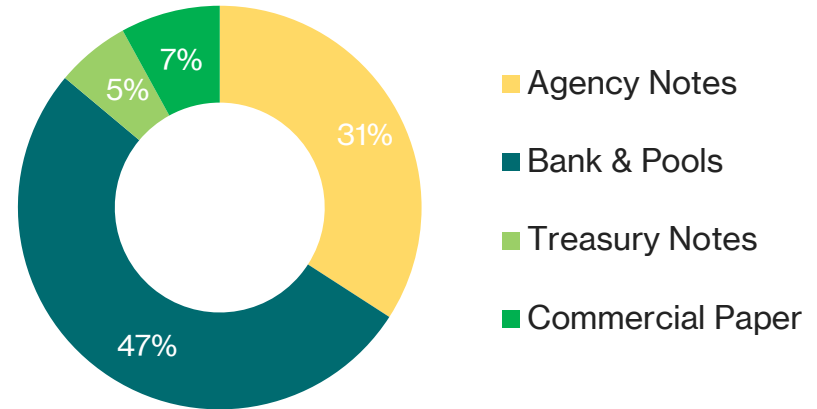
As of August 31, 2023

## Your Portfolio Statistics

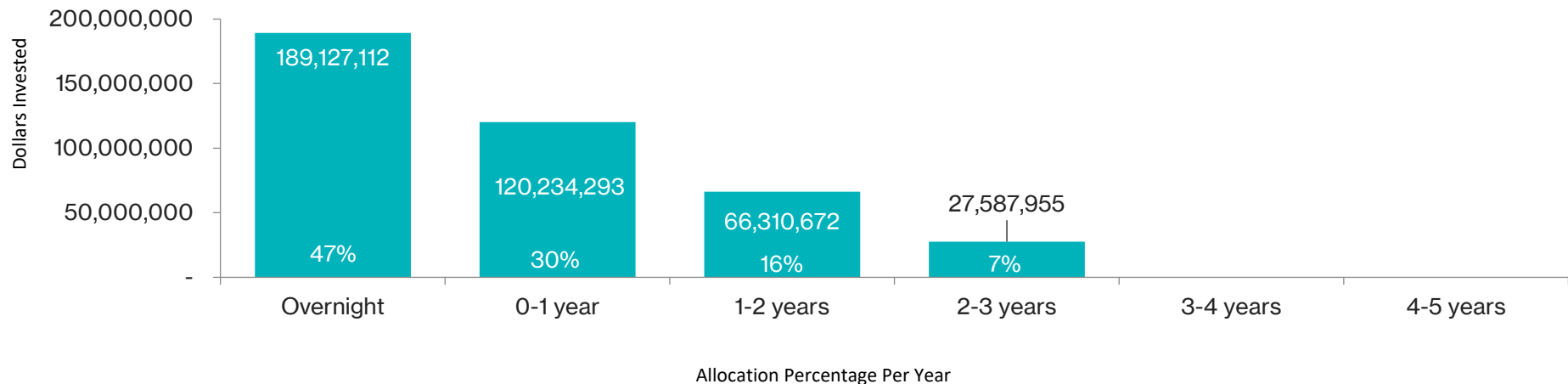
Weighted Average Maturity 0.55 years

Weighted Average Yield (All Funds) 4.52%

## Your Asset Allocation



## Your Maturity Distribution





**Collin Co Comm College Dist.**  
**Portfolio Management**  
**Portfolio Summary**  
**August 31, 2023**

Meeder Public Funds  
 901 S. MoPac  
 Suite 300  
 Austin, TX 78746  
 -

Investments	Par Value	Market Value	Book Value	% of Portfolio	Term	Days to Maturity	YTM 365 Equiv.
Commercial Paper Disc. -Amortizing	70,000,000.00	68,378,885.00	68,415,444.47	16.97	253	149	5.709
Federal Agency Coupon Securities	125,000,000.00	121,603,716.18	124,159,959.71	30.79	934	511	2.974
Treasury Coupon Securities	22,000,000.00	21,130,468.69	21,557,515.45	5.35	788	315	2.705
TexStar	41,497,993.80	41,497,993.80	41,497,993.80	10.29	1	1	5.297
Texpool	142,132,345.65	142,132,345.65	142,132,345.65	35.25	1	1	5.305
JPMorgan Chase	112,526.07	112,526.07	112,526.07	0.03	1	1	0.000
Texas Range	5,384,246.51	5,384,246.51	5,384,246.51	1.34	1	1	5.330
	<b>406,127,112.03</b>	<b>400,240,181.90</b>	<b>403,260,031.66</b>	<b>100.00%</b>	<b>373</b>	<b>200</b>	<b>4.515</b>
<b>Investments</b>							

<b>Cash and Accrued Interest</b>							
Accrued Interest at Purchase		30,150.00	30,150.00				
Subtotal		30,150.00	30,150.00				
<b>Total Cash and Investments</b>	<b>406,127,112.03</b>	<b>400,270,331.90</b>	<b>403,290,181.66</b>		<b>373</b>	<b>200</b>	<b>4.515</b>

Total Earnings	August 31	Month Ending	Fiscal Year To Date	Fiscal Year Ending
Current Year		1,619,233.84	16,331,952.71	16,331,952.71

..



**M E E D E R**  
PUBLIC FUNDS

**Collin Co Comm College Dist.**  
**Summary by Type**  
**August 31, 2023**  
**Grouped by Fund**

Meeder Public Funds  
901 S. MoPac  
Suite 300  
Austin, TX 78746  
-

Security Type	Number of Investments	Par Value	Book Value	% of Portfolio	Average YTM 365	Average Days to Maturity
<b>Fund: Building</b>						
Commercial Paper Disc. -Amortizing	3	25,000,000.00	24,536,819.45	6.08	5.572	126
Federal Agency Coupon Securities	7	50,000,000.00	49,784,633.85	12.35	2.514	460
Treasury Coupon Securities	1	5,000,000.00	4,941,388.21	1.23	2.467	365
Texpool	1	5,705,361.60	5,705,361.60	1.41	5.305	1
TexStar	1	29,630,911.94	29,630,911.94	7.35	5.297	1
<b>Subtotal</b>	<b>13</b>	<b>115,336,273.54</b>	<b>114,599,115.05</b>	<b>28.42</b>	<b>4.026</b>	<b>243</b>
<b>Fund: 2020 Bond Series</b>						
Texpool	1	31,969,000.03	31,969,000.03	7.93	5.305	1
<b>Subtotal</b>	<b>1</b>	<b>31,969,000.03</b>	<b>31,969,000.03</b>	<b>7.93</b>	<b>5.305</b>	<b>1</b>
<b>Fund: Debt Service</b>						
Texas Range	1	0.00	0.00	0.00	0.000	0
Texpool	1	12,595,820.36	12,595,820.36	3.12	5.305	1
<b>Subtotal</b>	<b>2</b>	<b>12,595,820.36</b>	<b>12,595,820.36</b>	<b>3.12</b>	<b>5.305</b>	<b>1</b>
<b>Fund: Operating</b>						
Federal Agency Coupon Securities	9	55,000,000.00	54,357,301.16	13.48	2.914	469
JPMorgan Chase	1	112,526.07	112,526.07	0.03	0.000	1
Treasury Coupon Securities	3	17,000,000.00	16,616,127.24	4.12	2.776	300
Texas Range	1	5,384,246.51	5,384,246.51	1.34	5.330	1
Texpool	1	74,678,164.88	74,678,164.88	18.52	5.305	1
TexStar	1	11,867,081.86	11,867,081.86	2.94	5.297	1
Commercial Paper Disc. -Amortizing	3	25,000,000.00	24,342,325.00	6.04	5.803	171
<b>Subtotal</b>	<b>19</b>	<b>189,042,019.32</b>	<b>187,357,772.72</b>	<b>46.47</b>	<b>4.449</b>	<b>185</b>
<b>Fund: Stabilization</b>						
Federal Agency Coupon Securities	3	20,000,000.00	20,018,024.70	4.96	4.277	755

Collin Co Comm College Dist.  
Summary by Type  
August 31, 2023  
Grouped by Fund

Security Type	Number of Investments	Par Value	Book Value	% of Portfolio	Average YTM 365	Average Days to Maturity
<b>Fund: Stabilization</b>						
Commercial Paper Disc. -Amortizing	2	20,000,000.00	19,536,300.02	4.84	5.765	151
Texpool	1	17,183,998.78	17,183,998.78	4.26	5.305	1
<b>Subtotal</b>	<b>6</b>	<b>57,183,998.78</b>	<b>56,738,323.50</b>	<b>14.06</b>	<b>5.100</b>	<b>319</b>
<b>Total and Average</b>	<b>41</b>	<b>406,127,112.03</b>	<b>403,260,031.66</b>	<b>100.00</b>	<b>4.515</b>	<b>200</b>





**Collin Co Comm College Dist.**  
**Fund BLDG - Building**  
**Investments by Fund**  
**August 31, 2023**

Meeder Public Funds  
901 S. MoPac  
Suite 300  
Austin, TX 78746  
-

CUSIP	Investment #	Issuer	Purchase Date	Book Value	Par Value	Market Value	Current Rate	YTM 360	YTM 365	Maturity Date	Days To Maturity
<b>Commercial Paper Disc. -Amortizing</b>											
22533UXT5	10202	Credit Agricole CP	03/02/2023	4,960,177.78	5,000,000.00	4,933,360.00		5.382	5.457	10/27/2023	56
40060WAA0	10209	GTA Funding CP	07/18/2023	9,797,313.89	10,000,000.00	9,744,720.00		5.725	5.805	01/10/2024	131
78009AB52	10205	Royal Bank of Canada CP	05/15/2023	9,779,327.78	10,000,000.00	9,706,210.00		5.323	5.397	02/05/2024	157
<b>Subtotal and Average</b>				<b>24,536,819.45</b>	<b>25,000,000.00</b>	<b>24,384,290.00</b>		<b>5.496</b>	<b>5.572</b>		<b>126</b>
<b>Federal Agency Coupon Securities</b>											
3133EN5Q9	10197	FFCB Note	01/11/2023	5,009,317.52	5,000,000.00	4,947,343.05	4.500	4.295	4.355	01/10/2025	497
3130ATUC9	10196	FHLB Note	01/10/2023	10,084,675.38	10,000,000.00	9,950,327.80	4.500	4.041	4.098	12/12/2025	833
3130ALJ70	10172	FHLB Call Note	03/12/2021	5,000,000.00	5,000,000.00	4,839,973.20	0.400	0.394	0.400	03/12/2024	193
3130AMT85	10175	FHLB Call Note	06/28/2021	10,000,000.00	10,000,000.00	9,534,574.40	0.400	0.394	0.400	06/28/2024	301
3130ANNS5	10176	FHLB Call Note	08/30/2021	5,000,000.00	5,000,000.00	4,732,618.55	0.500	0.493	0.500	08/28/2024	362
3130AOCM3	10178	FHLB Call Note	12/20/2021	5,000,000.00	5,000,000.00	4,698,052.85	1.000	0.986	1.000	12/20/2024	476
3130ARD24	10206	FHLB Call Note	05/24/2023	9,690,640.95	10,000,000.00	9,594,077.50	2.010	4.940	5.008	09/30/2024	395
<b>Subtotal and Average</b>				<b>49,784,633.85</b>	<b>50,000,000.00</b>	<b>48,296,967.35</b>		<b>2.480</b>	<b>2.514</b>		<b>459</b>
<b>Treasury Coupon Securities</b>											
912828YE4	10179	T Note	04/18/2022	4,941,388.21	5,000,000.00	4,784,765.60	1.250	2.432	2.466	08/31/2024	365
<b>Subtotal and Average</b>				<b>4,941,388.21</b>	<b>5,000,000.00</b>	<b>4,784,765.60</b>		<b>2.433</b>	<b>2.467</b>		<b>365</b>
<b>TexStar</b>											
2450	10007	TexStar	02/01/2016	29,630,911.94	29,630,911.94	29,630,911.94	5.297	5.224	5.297		1
<b>Subtotal and Average</b>				<b>29,630,911.94</b>	<b>29,630,911.94</b>	<b>29,630,911.94</b>		<b>5.225</b>	<b>5.297</b>		<b>1</b>
<b>Texpool</b>											
700001	10009	Texpool	02/01/2016	5,705,361.60	5,705,361.60	5,705,361.60	5.305	5.232	5.304		1
<b>Subtotal and Average</b>				<b>5,705,361.60</b>	<b>5,705,361.60</b>	<b>5,705,361.60</b>		<b>5.232</b>	<b>5.305</b>		<b>1</b>
<b>Total Investments and Average</b>				<b>114,599,115.05</b>	<b>115,336,273.54</b>	<b>112,802,296.49</b>		<b>3.970</b>	<b>4.026</b>		<b>242</b>

**Fund BOND20 - 2020 Bond Series**  
**Investments by Fund**  
**August 31, 2023**

Page 2

CUSIP	Investment #	Issuer	Purchase Date	Book Value	Par Value	Market Value	Current Rate	YTM 360	YTM 365	Maturity Days To Date Maturity
<b>Texpool</b>										
700006A	10164	Texpool	04/29/2020	31,969,000.03	31,969,000.03	31,969,000.03	5.305	5.232	5.304	1
<b>Subtotal and Average</b>				<b>31,969,000.03</b>	<b>31,969,000.03</b>	<b>31,969,000.03</b>		<b>5.232</b>	<b>5.305</b>	<b>1</b>
<b>Total Investments and Average</b>				<b>31,969,000.03</b>	<b>31,969,000.03</b>	<b>31,969,000.03</b>		<b>5.232</b>	<b>5.305</b>	<b>1</b>

**Fund DS - Debt Service  
Investments by Fund  
August 31, 2023**

Page 3

CUSIP	Investment #	Issuer	Purchase Date	Book Value	Par Value	Market Value	Current Rate	YTM 360	YTM 365	Maturity Days To Date Maturity
<b>Texpool</b>										
700004	10010	Texpool	02/01/2016	12,595,820.36	12,595,820.36	12,595,820.36	5.305	5.232	5.304	1
<b>Subtotal and Average</b>				<b>12,595,820.36</b>	<b>12,595,820.36</b>	<b>12,595,820.36</b>		<b>5.232</b>	<b>5.305</b>	<b>1</b>
<b>Texas Range</b>										
1291-01	10141	TexasDAILY	02/04/2019	0.00	0.00	0.00				1
<b>Subtotal and Average</b>				<b>0.00</b>	<b>0.00</b>	<b>0.00</b>		<b>0.000</b>	<b>0.000</b>	<b>0</b>
<b>Total Investments and Average</b>				<b>12,595,820.36</b>	<b>12,595,820.36</b>	<b>12,595,820.36</b>		<b>5.232</b>	<b>5.305</b>	<b>1</b>

**Fund OPER - Operating  
Investments by Fund  
August 31, 2023**

Page 4

CUSIP	Investment #	Issuer	Purchase Date	Book Value	Par Value	Market Value	Current Rate	YTM 360	YTM 365	Maturity Date	Days To Maturity
<b>Commercial Paper Disc. -Amortizing</b>											
78015CDJ8	10211	Royal Bank of Canada CP	07/18/2023	9,643,500.00	10,000,000.00	9,595,450.00		5.893	5.975	04/18/2024	230
87019SYQ1	10203	Swedbank CP	03/02/2023	9,879,133.33	10,000,000.00	9,822,610.00		5.454	5.529	11/24/2023	84
89233GDK9	10212	Toyota Motor Credit Corp CP	07/24/2023	4,819,691.67	5,000,000.00	4,797,120.00	5.620	5.935	6.017	04/19/2024	231
<b>Subtotal and Average</b>				<b>24,342,325.00</b>	<b>25,000,000.00</b>	<b>24,215,180.00</b>		<b>5.723</b>	<b>5.803</b>		<b>170</b>
<b>Federal Agency Coupon Securities</b>											
31422XMV1	10177	FRMAC Call Note	10/04/2021	5,000,000.00	5,000,000.00	4,708,359.65	0.500	0.493	0.500	10/04/2024	399
3133ENYX2	10193	FFCB Note	07/25/2022	4,999,895.16	5,000,000.00	4,906,255.90	3.250	3.207	3.251	06/17/2024	290
3133ENZ94	10199	FFCB Note	01/19/2023	10,020,564.46	10,000,000.00	9,884,229.60	4.500	4.259	4.318	11/18/2024	444
3133EN7J3	10201	FFCB Note	02/02/2023	7,477,862.08	7,500,000.00	7,344,545.48	3.875	3.950	4.005	02/02/2026	885
3133EL5J9	10167	FFCB Call Note	09/16/2020	5,000,000.00	5,000,000.00	4,978,872.75	0.300	0.305	0.310	09/01/2023	0
3133EL6U3	10169	FFCB Call Note	09/16/2020	5,000,000.00	5,000,000.00	4,967,838.30	0.280	0.309	0.313	09/14/2023	13
3134GXZT4	10183	FHLMC Call Note	07/14/2022	5,000,000.00	5,000,000.00	4,885,456.45	4.000	3.945	4.000	07/14/2025	682
3135G03U5	10194	FNMA Note	08/05/2022	4,802,768.00	5,000,000.00	4,635,875.65	0.625	3.107	3.150	04/22/2025	599
3135G04Z3	10200	FNMA Note	01/23/2023	7,056,211.46	7,500,000.00	6,901,466.40	0.500	3.935	3.990	06/17/2025	655
<b>Subtotal and Average</b>				<b>54,357,301.16</b>	<b>55,000,000.00</b>	<b>53,212,900.18</b>		<b>2.874</b>	<b>2.914</b>		<b>468</b>
<b>Treasury Coupon Securities</b>											
91282CAW1	10180	T Note	05/16/2022	5,973,857.35	6,000,000.00	5,912,578.14	0.250	2.394	2.428	11/15/2023	75
91282CCC3	10181	T Note	05/16/2022	5,903,707.51	6,000,000.00	5,762,578.14	0.250	2.571	2.607	05/15/2024	257
912828ZT0	10182	T Note	06/15/2022	4,738,562.38	5,000,000.00	4,588,867.20	0.250	3.376	3.423	05/31/2025	638
<b>Subtotal and Average</b>				<b>16,616,127.24</b>	<b>17,000,000.00</b>	<b>16,264,023.48</b>		<b>2.738</b>	<b>2.776</b>		<b>300</b>
<b>TexStar</b>											
5450	10008	TexStar	02/01/2016	11,867,081.86	11,867,081.86	11,867,081.86	5.297	5.224	5.297		1
<b>Subtotal and Average</b>				<b>11,867,081.86</b>	<b>11,867,081.86</b>	<b>11,867,081.86</b>		<b>5.225</b>	<b>5.297</b>		<b>1</b>
<b>Texpool</b>											
700003	10011	Texpool	02/01/2016	74,678,164.88	74,678,164.88	74,678,164.88	5.305	5.232	5.304		1
<b>Subtotal and Average</b>				<b>74,678,164.88</b>	<b>74,678,164.88</b>	<b>74,678,164.88</b>		<b>5.232</b>	<b>5.305</b>		<b>1</b>
<b>JPMorgan Chase</b>											
7828	10012	JPMorgan Chase Commercial Chkg	02/01/2016	112,526.07	112,526.07	112,526.07					1

Portfolio CCCC  
AP  
FI (PRF\_FI) 7.1.1  
Report Ver. 7.3.6.1

**Fund OPER - Operating  
Investments by Fund  
August 31, 2023**

Page 5

CUSIP	Investment #	Issuer	Purchase Date	Book Value	Par Value	Market Value	Current Rate	YTM 360	YTM 365	Maturity Days To Date Maturity
<b>Subtotal and Average</b>				<b>112,526.07</b>	<b>112,526.07</b>	<b>112,526.07</b>		<b>0.000</b>	<b>0.000</b>	<b>1</b>
<b>Texas Range</b>										
1291-00	10142	TexasDAILY	02/06/2019	5,384,246.51	5,384,246.51	5,384,246.51	5.330	5.256	5.330	1
<b>Subtotal and Average</b>				<b>5,384,246.51</b>	<b>5,384,246.51</b>	<b>5,384,246.51</b>		<b>5.257</b>	<b>5.330</b>	<b>1</b>
<b>Total Investments and Average</b>				<b>187,357,772.72</b>	<b>189,042,019.32</b>	<b>185,734,122.98</b>		<b>4.388</b>	<b>4.449</b>	<b>185</b>

**Fund STABL - Stabilization**  
**Investments by Fund**  
**August 31, 2023**

Page 6

CUSIP	Investment #	Issuer	Purchase Date	Book Value	Par Value	Market Value	Current Rate	YTM 360	YTM 365	Maturity Date	Days To Maturity
<b>Commercial Paper Disc. -Amortizing</b>											
62479MYQ0	10204	MUFG Bank CP	03/02/2023	9,879,133.33	10,000,000.00	9,820,360.00		5.454	5.529	11/24/2023	84
62479LD85	10210	MUFG Bank CP	07/18/2023	9,657,166.69	10,000,000.00	9,610,520.00		5.922	6.005	04/08/2024	220
<b>Subtotal and Average</b>				<b>19,536,300.02</b>	<b>20,000,000.00</b>	<b>19,430,880.00</b>		<b>5.686</b>	<b>5.765</b>		<b>151</b>
<b>Federal Agency Coupon Securities</b>											
3133EN6A3	10198	FFCB Note	01/17/2023	10,025,417.47	10,000,000.00	9,821,156.20	4.000	3.831	3.885	01/13/2026	865
3130AWER7	10207	FHLB Note	06/12/2023	1,998,512.55	2,000,000.00	1,983,865.04	4.625	4.606	4.670	06/06/2025	644
3130AWER7	10208	FHLB Note	06/12/2023	7,994,094.68	8,000,000.00	7,935,460.16	4.625	4.605	4.669	06/06/2025	644
<b>Subtotal and Average</b>				<b>20,018,024.70</b>	<b>20,000,000.00</b>	<b>19,740,481.40</b>		<b>4.218</b>	<b>4.277</b>		<b>754</b>
<b>Texpool</b>											
700005	10050	Texpool	01/24/2018	17,183,998.78	17,183,998.78	17,183,998.78	5.305	5.232	5.304		1
<b>Subtotal and Average</b>				<b>17,183,998.78</b>	<b>17,183,998.78</b>	<b>17,183,998.78</b>		<b>5.232</b>	<b>5.305</b>		<b>1</b>
<b>Total Investments and Average</b>				<b>56,738,323.50</b>	<b>57,183,998.78</b>	<b>56,355,360.18</b>		<b>5.031</b>	<b>5.100</b>		<b>318</b>



**Collin Co Comm College Dist.**  
**Cash Reconciliation Report**  
**For the Period August 1, 2023 - August 31, 2023**

Meeder Public Funds  
901 S. MoPac  
Suite 300  
Austin, TX 78746  
-

Trans. Date	Investment #	Fund	Trans. Type	Security ID	Par Value	Security Description	Maturity Date	Purchases	Interest	Redemptions	Cash
08/02/2023	10201	OPER	Interest	3133EN7J3	7,500,000.00	FFCB 7.5M 3.88% Mat. 02/02/2026	02/02/2026	0.00	145,312.50	0.00	145,312.50
08/28/2023	10176	BLDG	Interest	3130ANNS5	5,000,000.00	FHLBC 5.0M 0.50% Mat. 08/28/2024	08/28/2024	0.00	12,500.00	0.00	12,500.00
08/31/2023	10179	BLDG	Interest	912828YE4	5,000,000.00	TNOTE 5.0M 1.25% Mat. 08/31/2024	08/31/2024	0.00	31,250.00	0.00	31,250.00
Subtotal								0.00	189,062.50	0.00	189,062.50
Total								0.00	189,062.50	0.00	189,062.50



**Collin Co Comm College Dist.**  
**Interest Earnings**  
**Sorted by Fund - Fund**  
**August 1, 2023 - August 31, 2023**  
**Yield on Beginning Book Value**

Meeder Public Funds  
901 S. MoPac  
Suite 300  
Austin, TX 78746  
-

										Adjusted Interest Earnings		
CUSIP	Investment #	Fund	Security Type	Ending Par Value	Beginning Book Value	Ending Book Value	Maturity Date	Current Rate	Annualized Yield	Interest Earned	Amortization/ Accretion	Adjusted Interest Earnings
<b>Fund: Building</b>												
3133EN5Q9	10197	BLDG	FAC	5,000,000.00	5,009,889.15	5,009,317.52	01/10/2025	4.500	4.272	18,750.00	-571.63	18,178.37
3130ATUC9	10196	BLDG	FAC	10,000,000.00	10,087,769.49	10,084,675.38	12/12/2025	4.500	4.016	37,500.00	-3,094.11	34,405.89
912828YE4	10179	BLDG	TRC	5,000,000.00	4,936,410.22	4,941,388.21	08/31/2024	1.250	2.444	5,266.81	4,977.99	10,244.80
2450	10007	BLDG	RRP	29,630,911.94	29,498,194.87	29,630,911.94		5.297	5.297	132,717.07	0.00	132,717.07
700001	10009	BLDG	RR2	5,705,361.60	5,810,950.20	5,705,361.60		5.305	5.301	26,161.40	0.00	26,161.40
3130ANNS5	10176	BLDG	FAC	5,000,000.00	5,000,000.00	5,000,000.00	08/28/2024	0.500	0.491	2,083.33	0.00	2,083.33
3130AMT85	10175	BLDG	FAC	10,000,000.00	10,000,000.00	10,000,000.00	06/28/2024	0.400	0.392	3,333.33	0.00	3,333.33
3130ARD24	10206	BLDG	FAC	10,000,000.00	9,666,782.92	9,690,640.95	09/30/2024	2.010	4.946	16,750.00	23,858.03	40,608.03
3130ALJ70	10172	BLDG	FAC	5,000,000.00	5,000,000.00	5,000,000.00	03/12/2024	0.400	0.392	1,666.67	0.00	1,666.67
3130AQC3M	10178	BLDG	FAC	5,000,000.00	5,000,000.00	5,000,000.00	12/20/2024	1.000	0.981	4,166.67	0.00	4,166.67
22533UXT5	10202	BLDG	ACP	5,000,000.00	4,938,133.33	4,960,177.78	10/27/2023		5.256	0.00	22,044.45	22,044.45
78009AB52	10205	BLDG	ACP	10,000,000.00	9,735,755.55	9,779,327.78	02/05/2024		5.270	0.00	43,572.23	43,572.23
40060WAA0	10209	BLDG	ACP	10,000,000.00	9,749,350.00	9,797,313.89	01/10/2024		5.793	0.00	47,963.89	47,963.89
<b>Subtotal</b>				<b>115,336,273.54</b>	<b>114,433,235.73</b>	<b>114,599,115.05</b>			<b>3.983</b>	<b>248,395.28</b>	<b>138,750.85</b>	<b>387,146.13</b>
<b>Fund: 2020 Bond Series</b>												
700006A	10164	BOND20	RR2	31,969,000.03	31,975,431.41	31,969,000.03		5.305	5.282	143,435.26	0.00	143,435.26
<b>Subtotal</b>				<b>31,969,000.03</b>	<b>31,975,431.41</b>	<b>31,969,000.03</b>			<b>5.282</b>	<b>143,435.26</b>	<b>0.00</b>	<b>143,435.26</b>
<b>Fund: Debt Service</b>												
700004	10010	DS	RR2	12,595,820.36	38,868,872.90	12,595,820.36		5.305	3.149	103,968.73	0.00	103,968.73
<b>Subtotal</b>				<b>12,595,820.36</b>	<b>38,868,872.90</b>	<b>12,595,820.36</b>			<b>3.149</b>	<b>103,968.73</b>	<b>0.00</b>	<b>103,968.73</b>
<b>Fund: Operating</b>												
3135G04Z3	10200	OPER	FAC	7,500,000.00	7,035,602.08	7,056,211.46	06/17/2025	0.500	3.972	3,125.00	20,609.38	23,734.38
3135G03U5	10194	OPER	FAC	5,000,000.00	4,792,756.22	4,802,768.00	04/22/2025	0.625	3.099	2,604.17	10,011.78	12,615.95
3133ENYX2	10193	OPER	FAC	5,000,000.00	4,999,884.16	4,999,895.16	06/17/2024	3.250	3.192	13,541.67	11.00	13,552.67
3133ENZ94	10199	OPER	FAC	10,000,000.00	10,021,976.21	10,020,564.46	11/18/2024	4.500	4.240	37,500.00	-1,411.75	36,088.25
3133EN7J3	10201	OPER	FAC	7,500,000.00	7,477,099.58	7,477,862.08	02/02/2026	3.875	3.934	24,218.75	762.50	24,981.25

Portfolio CCCC  
AP  
IE (PRF\_IE) 7.2.0  
Report Ver. 7.3.6.1



**Collin Co Comm College Dist.**  
**Interest Earnings**  
**August 1, 2023 - August 31, 2023**

CUSIP	Investment #	Fund	Security Type	Ending Par Value	Beginning Book Value	Ending Book Value	Maturity Date	Current Rate	Annualized Yield	Adjusted Interest Earnings		
										Interest Earned	Amortization/ Accretion	Adjusted Interest Earnings
Fund: Operating												
91282CAW1	10180	OPER	TRC	6,000,000.00	5,963,051.72	5,973,857.35	11/15/2023	0.250	2.383	1,263.58	10,805.63	12,069.21
91282CCC3	10181	OPER	TRC	6,000,000.00	5,892,092.47	5,903,707.51	05/15/2024	0.250	2.574	1,263.58	11,615.04	12,878.62
912828ZT0	10182	OPER	TRC	5,000,000.00	4,725,859.30	4,738,562.38	05/31/2025	0.250	3.429	1,058.74	12,703.08	13,761.82
5450	10008	OPER	RRP	11,867,081.86	11,813,929.12	11,867,081.86		5.297	5.297	53,152.74	0.00	53,152.74
700003	10011	OPER	RR2	74,678,164.88	79,373,641.97	74,678,164.88		5.305	5.611	378,262.97	0.00	378,262.97
7828	10012	OPER	RR3	112,526.07	93,207.54	112,526.07				0.00	0.00	0.00
3134GXZT4	10183	OPER	FAC	5,000,000.00	5,000,000.00	5,000,000.00	07/14/2025	4.000	3.925	16,666.67	0.00	16,666.67
31422XMV1	10177	OPER	FAC	5,000,000.00	5,000,000.00	5,000,000.00	10/04/2024	0.500	0.491	2,083.33	0.00	2,083.33
3133EL6U3	10169	OPER	FAC	5,000,000.00	5,000,000.00	5,000,000.00	09/14/2023	0.280	0.275	1,166.66	0.00	1,166.66
3133EL5J9	10167	OPER	FAC	5,000,000.00	5,000,000.00	5,000,000.00	09/01/2023	0.300	0.294	1,250.00	0.00	1,250.00
1291-00	10142	OPER	RR5	5,384,246.51	5,359,996.76	5,384,246.51		5.330	5.327	24,249.75	0.00	24,249.75
78015CDJ8	10211	OPER	ACP	10,000,000.00	9,595,450.00	9,643,500.00	04/18/2024		5.896	0.00	48,050.00	48,050.00
87019SYQ1	10203	OPER	ACP	10,000,000.00	9,834,527.78	9,879,133.33	11/24/2023		5.340	0.00	44,605.55	44,605.55
89233GDK9	10212	OPER	ACP	5,000,000.00	4,795,494.44	4,819,691.67	04/19/2024	5.620	5.941	0.00	24,197.23	24,197.23
Subtotal				189,042,019.32	191,774,569.35	187,357,772.72			4.564	561,407.61	181,959.44	743,367.05
Fund: Stabilization												
3133EN6A3	10198	STABL	FAC	10,000,000.00	10,026,312.45	10,025,417.47	01/13/2026	4.000	3.809	33,333.33	-894.98	32,438.35
3130AWER7	10207	STABL	FAC	2,000,000.00	1,998,442.28	1,998,512.55	06/06/2025	4.625	4.583	7,708.33	70.27	7,778.60
3130AWER7	10208	STABL	FAC	8,000,000.00	7,993,815.69	7,994,094.68	06/06/2025	4.625	4.583	30,833.33	278.99	31,112.32
700005	10050	STABL	RR2	17,183,998.78	17,106,925.26	17,183,998.78		5.305	5.305	77,073.52	0.00	77,073.52
62479MYQ0	10204	STABL	ACP	10,000,000.00	9,834,527.78	9,879,133.33	11/24/2023		5.340	0.00	44,605.55	44,605.55
62479LD85	10210	STABL	ACP	10,000,000.00	9,608,858.36	9,657,166.69	04/08/2024		5.919	0.00	48,308.33	48,308.33
Subtotal				57,183,998.78	56,568,881.82	56,738,323.50			5.023	148,948.51	92,368.16	241,316.67
Total				406,127,112.03	433,620,991.21	403,260,031.66			4.397	1,206,155.39	413,078.45	1,619,233.84



**Collin Co Comm College Dist.**  
**Amortization Schedule**  
**August 1, 2023 - August 23, 2023**  
**Sorted By Fund - Fund**

Meeder Public Funds  
901 S. MoPac  
Suite 300  
Austin, TX 78746  
-

Investment #		Maturity Date	Beginning Par Value				Amounts Amortized			
Issuer	Fund	Amort. Date	Current Rate	Purchase Principal	Original Premium or Discount	Ending Book Value	And Unamortized As of 08/01/2023	Amount Amortized This Period	Amt Amortized Through 08/23/2023	Amount Unamortized Through 08/23/2023
<b>Building</b>										
10202 Credit Agricole CP	BLDG	10/27/2023	5,000,000.00	4,830,044.44	-169,955.56	4,954,488.89	108,088.89 -61,866.67	16,355.56	124,444.45	-45,511.11
10197 FFCB Note	BLDG	01/10/2025	5,000,000.00 4.500	5,013,700.00	13,700.00	5,009,450.90	-3,810.85 9,889.15	-438.25	-4,249.10	9,450.90
10196 FHLB Note	BLDG	12/12/2025	10,000,000.00 4.500	10,108,500.00	108,500.00	10,085,397.34	-20,730.51 87,769.49	-2,372.15	-23,102.66	85,397.34
10206 FHLB Call Note	BLDG	09/30/2024	10,000,000.00 2.010	9,613,500.00	-386,500.00	9,685,074.07	53,282.92 -333,217.08	18,291.15	71,574.07	-314,925.93
10209 GTA Funding CP	BLDG	01/10/2024	10,000,000.00	9,727,688.89	-272,311.11	9,784,936.11	21,661.11 -250,650.00	35,586.11	57,247.22	-215,063.89
10205 Royal Bank of Canada CP	BLDG	02/05/2024	10,000,000.00	9,626,122.22	-373,877.78	9,768,083.33	109,633.33 -264,244.45	32,327.78	141,961.11	-231,916.67
10179 T Note	BLDG	08/31/2024	5,000,000.00 1.250	4,860,937.50	-139,062.50	4,940,103.57	75,472.72 -63,589.78	3,693.35	79,166.07	-59,896.43
<b>Subtotal</b>				<b>53,780,493.05</b>	<b>-1,219,506.95</b>	<b>54,227,534.21</b>	<b>343,597.61 -875,909.34</b>	<b>103,443.55</b>	<b>447,041.16</b>	<b>-772,465.79</b>
<b>Operating</b>										
10193 FFCB Note	OPER	06/17/2024	5,000,000.00 3.250	4,999,750.00	-250.00	4,999,892.60	134.16 -115.84	8.44	142.60	-107.40
10199 FFCB Note	OPER	11/18/2024	10,000,000.00 4.500	10,031,011.40	31,011.40	10,020,893.87	-9,035.19 21,976.21	-1,082.34	-10,117.53	20,893.87
10201 FFCB Note	OPER	02/02/2026	7,500,000.00 3.875	7,472,550.00	-27,450.00	7,477,684.17	4,549.58 -22,900.42	584.59	5,134.17	-22,315.83
10167 FFCB Call Note	OPER	09/01/2023 09/01/2021	5,000,000.00 0.300	4,998,500.00	-1,500.00	5,000,000.00	1,500.00 0.00	0.00	1,500.00	0.00
10169 FFCB Call Note	OPER	09/14/2023 09/14/2021	5,000,000.00 0.280	4,995,000.00	-5,000.00	5,000,000.00	5,000.00 0.00	0.00	5,000.00	0.00
10194 FNMA Note	OPER	04/22/2025	5,000,000.00 0.625	4,673,949.80	-326,050.20	4,800,431.91	118,806.42 -207,243.78	7,675.69	126,482.11	-199,568.09
10200 FNMA Note	OPER	06/17/2025	7,500,000.00 0.500	6,906,450.00	-593,550.00	7,051,402.60	129,152.08 -464,397.92	15,800.52	144,952.60	-448,597.40
10211 Royal Bank of Canada CP	OPER	04/18/2024	10,000,000.00	9,573,750.00	-426,250.00	9,631,100.00	21,700.00 -404,550.00	35,650.00	57,350.00	-368,900.00

**Collin Co Comm College Dist.**  
**Amortization Schedule**  
**August 1, 2023 - August 23, 2023**

Investment #		Maturity Date	Beginning Par Value				Amounts Amortized			
Issuer	Fund	Amort. Date	Current Rate	Purchase Principal	Original Premium or Discount	Ending Book Value	And Unamortized As of 08/01/2023	Amount Amortized This Period	Amt Amortized Through 08/23/2023	Amount Unamortized Through 08/23/2023
<b>Operating</b>										
10203 Swedbank CP	OPER	11/24/2023	10,000,000.00	9,615,816.67	-384,183.33	9,867,622.22	218,711.11 -165,472.22	33,094.44	251,805.55	-132,377.78
10180 T Note	OPER	11/15/2023	6,000,000.00 0.250	5,808,984.38	-191,015.62	5,971,068.80	154,067.34 -36,948.28	8,017.08	162,084.42	-28,931.20
10181 T Note	OPER	05/15/2024	6,000,000.00 0.250	5,726,484.38	-273,515.62	5,900,710.08	165,608.09 -107,907.53	8,617.61	174,225.70	-99,289.92
10182 T Note	OPER	05/31/2025	5,000,000.00 0.250	4,557,031.25	-442,968.75	4,735,284.17	168,828.05 -274,140.70	9,424.87	178,252.92	-264,715.83
10212 Toyota Motor Credit Corp CP	OPER	04/19/2024	5,000,000.00 5.620	4,789,250.00	-210,750.00	4,813,447.22	6,244.44 -204,505.56	17,952.78	24,197.22	-186,552.78
<b>Subtotal</b>				<b>84,148,527.88</b>	<b>-2,851,472.12</b>	<b>85,269,537.64</b>	<b>985,266.08 -1,866,206.04</b>	<b>135,743.68</b>	<b>1,121,009.76</b>	<b>-1,730,462.36</b>
<b>Stabilization</b>										
10198 FFCB Note	STABL	01/13/2026	10,000,000.00 4.000	10,032,100.00	32,100.00	10,025,626.30	-5,787.55 26,312.45	-686.15	-6,473.70	25,626.30
10207 FHLB Note	STABL	06/06/2025	2,000,000.00 4.625	1,998,327.50	-1,672.50	1,998,496.16	114.78 -1,557.72	53.88	168.66	-1,503.84
10208 FHLB Note	STABL	06/06/2025	8,000,000.00 4.625	7,993,360.00	-6,640.00	7,994,029.58	455.69 -6,184.31	213.89	669.58	-5,970.42
10204 MUFG Bank CP	STABL	11/24/2023	10,000,000.00	9,615,816.67	-384,183.33	9,867,622.22	218,711.11 -165,472.22	33,094.44	251,805.55	-132,377.78
10210 MUFG Bank CP	STABL	04/08/2024	10,000,000.00	9,587,041.70	-412,958.30	9,644,700.03	21,816.66 -391,141.64	35,841.67	57,658.33	-355,299.97
<b>Subtotal</b>				<b>39,226,645.87</b>	<b>-773,354.13</b>	<b>39,530,474.29</b>	<b>235,310.69 -538,043.44</b>	<b>68,517.73</b>	<b>303,828.42</b>	<b>-469,525.71</b>
<b>Total</b>				<b>177,155,666.80</b>	<b>-4,844,333.20</b>	<b>179,027,546.14</b>	<b>1,564,174.38 -3,280,158.82</b>	<b>307,704.96</b>	<b>1,871,879.34</b>	<b>-2,972,453.86</b>



**Collin Co Comm College Dist.**  
**Projected Cashflow Report**  
**Sorted by Fund**  
**For the Period September 1, 2023 - March 31, 2024**

Meeder Public Funds  
901 S. MoPac  
Suite 300  
Austin, TX 78746  
-

Projected Trans. Date	Investment #	Fund	Security ID	Transaction Type	Issuer	Par Value	Original Cost	Principal	Interest	Total
<b>Building</b>										
09/12/2023	10172	BLDG	3130ALJ70	Interest	FHLB Call Note	0.00	0.00	0.00	10,000.00	10,000.00
09/12/2023	10172	BLDG	3130ALJ70	Call	FHLB Call Note	5,000,000.00	5,000,000.00	5,000,000.00	0.00	5,000,000.00
09/20/2023	10178	BLDG	3130AQCM3	Call	FHLB Call Note	5,000,000.00	5,000,000.00	5,000,000.00	0.00	5,000,000.00
09/28/2023	10175	BLDG	3130AMT85	Call	FHLB Call Note	10,000,000.00	10,000,000.00	10,000,000.00	0.00	10,000,000.00
09/30/2023	10206	BLDG	3130ARD24	Interest	FHLB Call Note	0.00	0.00	0.00	100,500.00	100,500.00
09/30/2023	10206	BLDG	3130ARD24	Call	FHLB Call Note	10,000,000.00	9,613,500.00	10,000,000.00	0.00	10,000,000.00
10/27/2023	10202	BLDG	22533UXT5	Maturity	Credit Agricole CP	5,000,000.00	4,830,044.44	5,000,000.00	0.00	5,000,000.00
11/28/2023	10176	BLDG	3130ANNS5	Call	FHLB Call Note	5,000,000.00	5,000,000.00	5,000,000.00	0.00	5,000,000.00
12/12/2023	10196	BLDG	3130ATUC9	Interest	FHLB Note	0.00	0.00	0.00	225,000.00	225,000.00
12/20/2023	10178	BLDG	3130AQCM3	Interest	FHLB Call Note	0.00	0.00	0.00	25,000.00	25,000.00
12/28/2023	10175	BLDG	3130AMT85	Interest	FHLB Call Note	0.00	0.00	0.00	20,000.00	20,000.00
01/10/2024	10197	BLDG	3133EN5Q9	Interest	FFCB Note	0.00	0.00	0.00	112,500.00	112,500.00
01/10/2024	10209	BLDG	40060WAA0	Maturity	GTA Funding CP	10,000,000.00	9,727,688.89	10,000,000.00	0.00	10,000,000.00
02/05/2024	10205	BLDG	78009AB52	Maturity	Royal Bank of Canada CP	10,000,000.00	9,626,122.22	10,000,000.00	0.00	10,000,000.00
02/28/2024	10176	BLDG	3130ANNS5	Interest	FHLB Call Note	0.00	0.00	0.00	12,500.00	12,500.00
02/29/2024	10179	BLDG	912828YE4	Interest	T Note	0.00	0.00	0.00	31,250.00	31,250.00
03/12/2024	10172	BLDG	3130ALJ70	Maturity	FHLB Call Note	5,000,000.00	5,000,000.00	5,000,000.00	10,000.00	5,010,000.00
03/31/2024	10206	BLDG	3130ARD24	Interest	FHLB Call Note	0.00	0.00	0.00	101,058.33	101,058.33
<b>Total for Building</b>						<b>65,000,000.00</b>	<b>63,797,355.55</b>	<b>65,000,000.00</b>	<b>647,808.33</b>	<b>65,647,808.33</b>
<b>Operating</b>										
09/01/2023	10167	OPER	3133EL5J9	Maturity	FFCB Call Note	5,000,000.00	4,998,500.00	5,000,000.00	7,500.00	5,007,500.00
09/14/2023	10169	OPER	3133EL6U3	Maturity	FFCB Call Note	5,000,000.00	4,995,000.00	5,000,000.00	7,000.00	5,007,000.00
10/04/2023	10177	OPER	31422XMV1	Interest	FRMAC Call Note	0.00	0.00	0.00	12,500.00	12,500.00
10/04/2023	10177	OPER	31422XMV1	Call	FRMAC Call Note	5,000,000.00	5,000,000.00	5,000,000.00	0.00	5,000,000.00
10/14/2023	10183	OPER	3134GXZT4	Call	FHLMC Call Note	5,000,000.00	5,000,000.00	5,000,000.00	0.00	5,000,000.00
10/22/2023	10194	OPER	3135G03U5	Interest	FNMA Note	0.00	0.00	0.00	15,625.00	15,625.00
11/15/2023	10180	OPER	91282CAW1	Maturity	T Note	6,000,000.00	5,808,984.38	6,000,000.00	7,500.00	6,007,500.00
11/15/2023	10181	OPER	91282CCC3	Interest	T Note	0.00	0.00	0.00	7,500.00	7,500.00
11/18/2023	10199	OPER	3133ENZ94	Interest	FFCB Note	0.00	0.00	0.00	225,000.00	225,000.00
11/24/2023	10203	OPER	87019SYQ1	Maturity	Swedbank CP	10,000,000.00	9,615,816.67	10,000,000.00	0.00	10,000,000.00
11/30/2023	10182	OPER	912828ZT0	Interest	T Note	0.00	0.00	0.00	6,250.00	6,250.00

Portfolio CCCC  
AP  
PC (PRF\_PC) 7.2.0  
Report Ver. 7.3.6.1

**Collin Co Comm College Dist.**  
**Projected Cashflow Report**  
**For the Period September 1, 2023 - March 31, 2024**

Page 2

Projected Trans. Date	Investment #	Fund	Security ID	Transaction Type	Issuer	Par Value	Original Cost	Principal	Interest	Total
<b>Operating</b>										
12/17/2023	10193	OPER	3133ENYX2	Interest	FFCB Note	0.00	0.00	0.00	81,250.00	81,250.00
12/17/2023	10200	OPER	3135G04Z3	Interest	FNMA Note	0.00	0.00	0.00	18,750.00	18,750.00
01/14/2024	10183	OPER	3134GXZT4	Interest	FHLMC Call Note	0.00	0.00	0.00	100,000.00	100,000.00
02/02/2024	10201	OPER	3133EN7J3	Interest	FFCB Note	0.00	0.00	0.00	145,312.50	145,312.50
<b>Total for Operating</b>						<b>36,000,000.00</b>	<b>35,418,301.05</b>	<b>36,000,000.00</b>	<b>634,187.50</b>	<b>36,634,187.50</b>
<b>Stabilization</b>										
11/24/2023	10204	STABL	62479MYQ0	Maturity	MUFG Bank CP	10,000,000.00	9,615,816.67	10,000,000.00	0.00	10,000,000.00
12/06/2023	10207	STABL	3130AWER7	Interest	FHLB Note	0.00	0.00	0.00	44,708.33	44,708.33
12/06/2023	10208	STABL	3130AWER7	Interest	FHLB Note	0.00	0.00	0.00	178,833.33	178,833.33
01/13/2024	10198	STABL	3133EN6A3	Interest	FFCB Note	0.00	0.00	0.00	200,000.00	200,000.00
<b>Total for Stabilization</b>						<b>10,000,000.00</b>	<b>9,615,816.67</b>	<b>10,000,000.00</b>	<b>423,541.66</b>	<b>10,423,541.66</b>
<b>GRAND TOTALS:</b>						<b>111,000,000.00</b>	<b>108,831,473.27</b>	<b>111,000,000.00</b>	<b>1,705,537.49</b>	<b>112,705,537.49</b>

# Disclosures



Meeder Public Funds, Inc., is a registered investment adviser with the Securities and Exchange Commission (SEC) under the Investment Advisers Act of 1940. Registration with the SEC does not imply a certain level of skill or training. The opinions expressed in this presentation are those of Meeder Public Funds, Inc. The material presented has been derived from sources considered to be reliable, but the accuracy and completeness cannot be guaranteed.

Meeder provides monthly statements for its investment management clients to provide information about the investment portfolio. The information should not be used for audit or confirmation purposes. Please review your custodial statements and report any inaccuracies or discrepancies.

Certain information and data have been supplied by unaffiliated third parties. Although Meeder believes the information is reliable, it cannot warrant the accuracy of information offered by third parties. Market value may reflect prices received from pricing vendors when current market quotations are not available. Prices may not reflect firm bids or offers and may differ from the value at which the security can be sold.

Statements may include positions from unmanaged accounts provided for reporting purposes. Unmanaged accounts are managed directly by the client and are not included in the accounts managed by the investment adviser. This information is provided as a client convenience and the investment adviser assumes no responsibility for performance of these accounts or the accuracy of the data reported.

**Investing involves risk. Past performance is no guarantee of future results. Debt and fixed income securities are subject to credit and interest rate risk. The investment return and principal value of an investment will fluctuate so that an investors shares, when redeemed, may be worth more or less than their original cost. Current performance may be lower or higher than the performance data quoted.**

Investment advisory services are provided through Meeder Public Funds, Inc. Please contact us if you would like to receive a copy of our current ADV disclosure brochure or privacy policy.

## **Meeder Public Funds**

Barton Oaks Plaza I  
901 S. MoPac Expy  
Suite 300  
Austin, Texas  
78746

866.633.3371