

# Annual Personnel and Student Data Report

## October 25, 2016

*Laurie Campbell*  
*Assistant Superintendent for Human Resources*





***Vision - Oak Park Elementary District 97 will create a positive learning environment for all students that is equitable, inclusive and focused on the whole child.***

**Big Rock #1: Educate the whole child by ensuring all systems, structures and processes within District 97 reflect an understanding of what it means to support the successful development of each and every student.**

**Big Rock #2: Establish a comprehensive system of support for District 97 staff.**



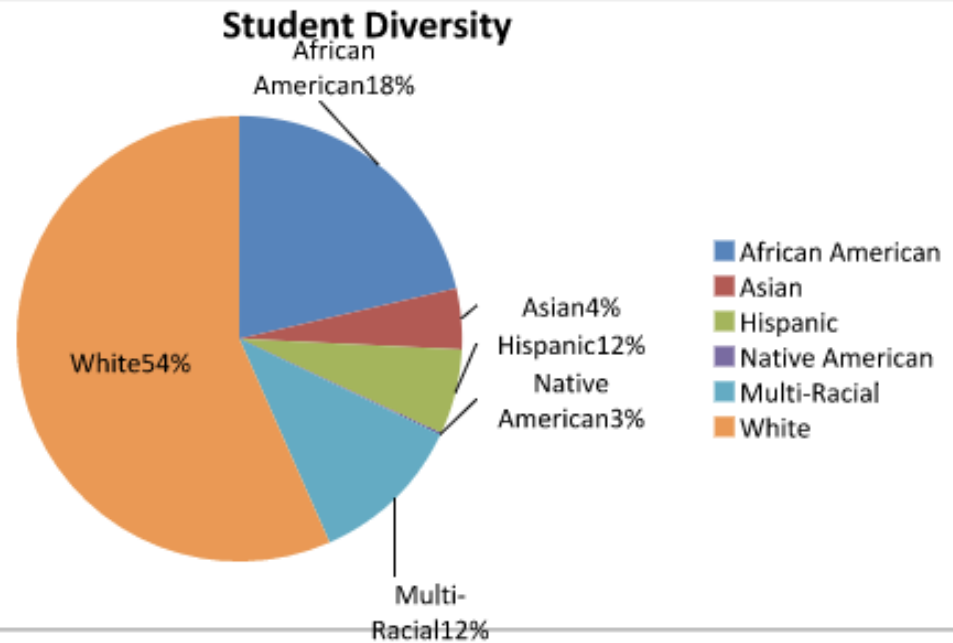
# Current Enrollment Data



School Year	F.T.E Teachers	% Minority Licensed Teachers	Student Enrollment	% Minority Student Enrollment
11/12	463.30	21.8%	5,632	43.4%
12/13	467.10	21.7%	5,781	42.5%
13/14	481.49	20.2%	5,920	44.3%
14/15	492.25	20.2%	5,973	43.4%
15/16	496.97	20.0%	5,958	45.6%
16/17	497.35	20.0%	6144	47.5%



# Student Diversity Data



# 2016-2017 Staffing Summary

## Administration

- 11 Central Office Administrators
- 18 School Administrators
- 15.5 Non-Certified Administrative Support Positions

## Licensed Teaching Staff

- 183 Elementary Teachers
- 101.5 Middle School Teachers
- 106 Special Education Teachers
- 106.85 General Education Support/Specialists

## Non-Licensed Staff

- 124 at our Elementary Schools
- 40 at our Middle Schools
- 24 at Central Office
- 10 at the Warehouse

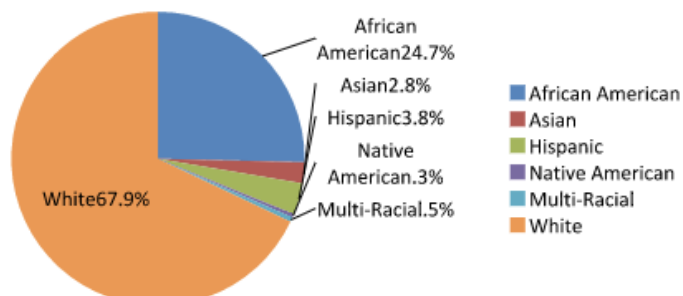


# Staff Data

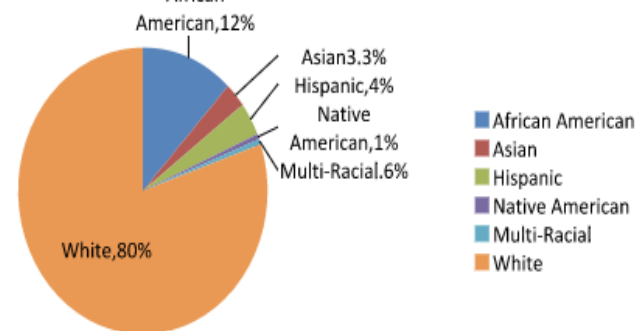


	2013-2014	2014-2015	2015-2016	2016-2017
Licensed Staff	509	522	529	527
Educational Background				
BA	100	102	113	94
MA	407	415	408	423
Doctorate	2	5	8	10

**All Employee Diversity**



**Teacher Diversity**





# National Board Certified Teachers

- 34 National Board Certified/National Board Equivalent
- 11 Teachers
- 23 Related Service Providers
- 40 in Current Cohort
- Previous recruiting efforts (FY16)
- Plans for future



# New Teacher Data



- 31 New Teachers (licensed staff)
- 4 National Board Certified Teachers
- 21 Master's Degrees
- 6 Years Average Experience





# 2017 Retirements



	<b>OPTA Position Totals</b>		
9	Teacher - Special Ed		
1	Psychologist		<b>SEIU Postion Totals</b>
2	Speech/Language Pathologists	1	Engineer
10	Teacher	1	
3	Specialist (Language Arts)		
25			<b>Support Staff Position Totals</b>
		1	Payroll Specialist
	<b>Administrator Position Totals</b>	1	Accounts Payable
1	Senior Director - Special Ed	1	Benefits Coordinator
1	Elementary Principal	1	Administrative Assistant-Sp Ed
2		1	Administrative Assistant-School
		5	
	<b>Teaching Assistant Position Totals</b>		
4	Teaching Assistants		
4			

