

# BILINGUAL/ESL PROGRAMS ANNUAL REPORT

TERESA TAYLOR  
SEPTEMBER 12, 2017

# BILINGUAL/ESL PROGRAMS



# GOALS

## II. Teaching and Learning. . .

- Provide research-based professional development and campus support on best instructional practices to meet the needs of English Learners
- Implement academic programs to accelerate the learning of the English language for English Learners and biliteracy of Dual Language Enrichment students
- Ensure federal and state guidelines are implemented and supported with proper documentation for each English Learner

# SNAPSHOT OF ELLs IN DENTON ISD

PreK-5th

BE/Dual  
Language

2145

ESL

736

+

6<sup>th</sup>-12<sup>th</sup>

ESL

1450

+

District

Parent  
Denials

39

=

TOTAL ELLs

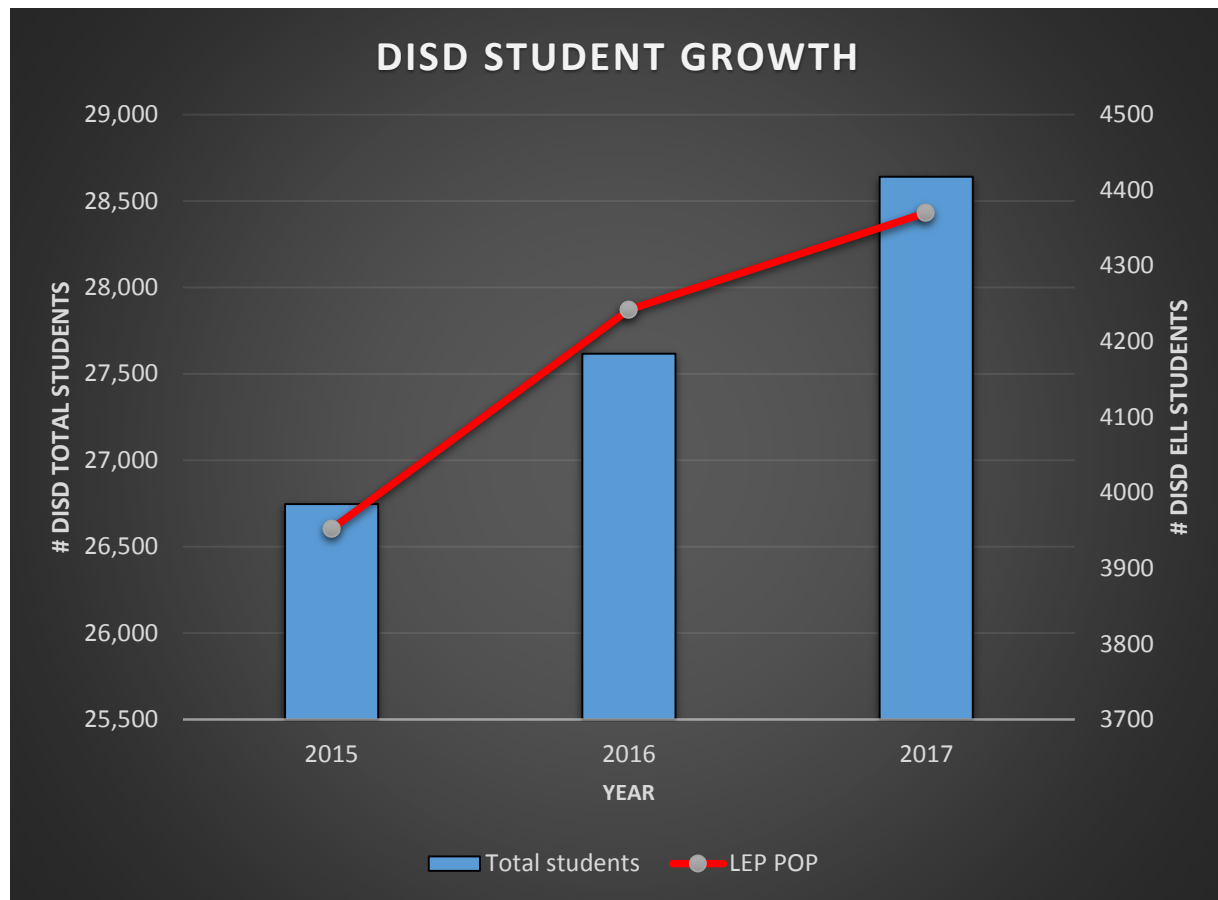
4370

ELLs represent 15% of the total student enrollment

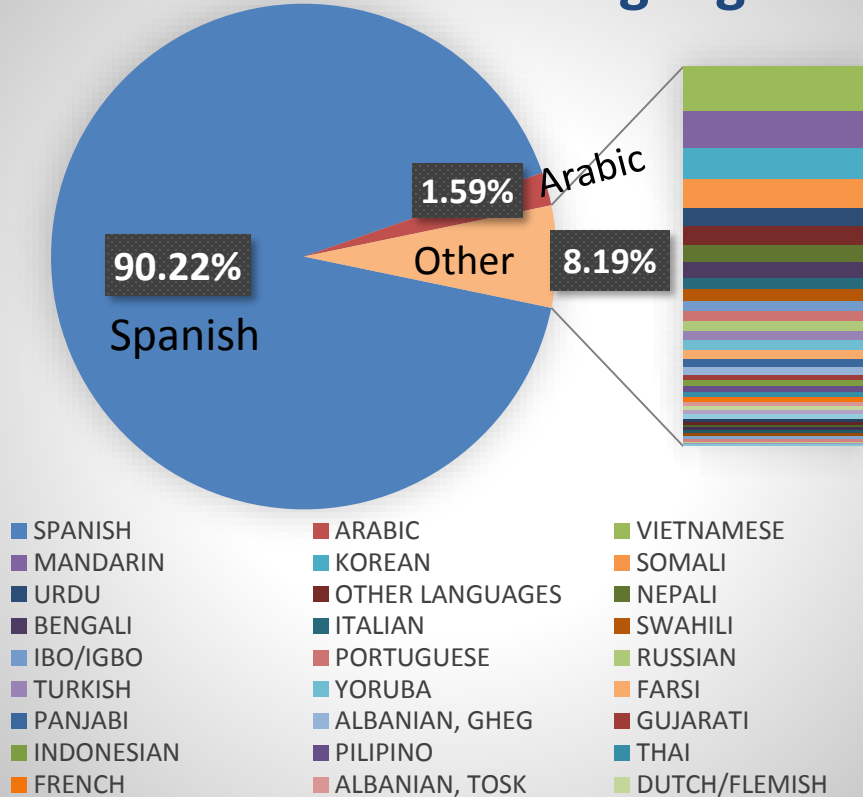
	Program	Number of Students			% Of All Students			% of ELL Students		
		2015	2016	2017	2015	2016	2017	2015	2016	2017
Non-ELL		22,794	23,374	24,269						
ELL		3,952	4,242	4,370	14.8%	15.4%	15.3%			
	<i>Bilingual</i>	2,009	2,146	2,145	7.5%	7.8%	7.5%	50.8%	50.6%	49.1%
	<i>ESL</i>	1,918	2,065	2,186	7.2%	7.5%	7.6%	48.5%	48.7%	50.0%
	<i>Not Served</i>	25	31	39	0.1%	0.1%	0.1%	0.6%	0.7%	0.9%
Total		26,746	27,616	28,639						

Participants: Number & Percent of ELL Students in  
Denton ISD, 2014-2015 to 2016-2017

The number of  
ELL students  
enrolled in  
Denton ISD  
schools over the  
past 3 years.



## ELL student home language



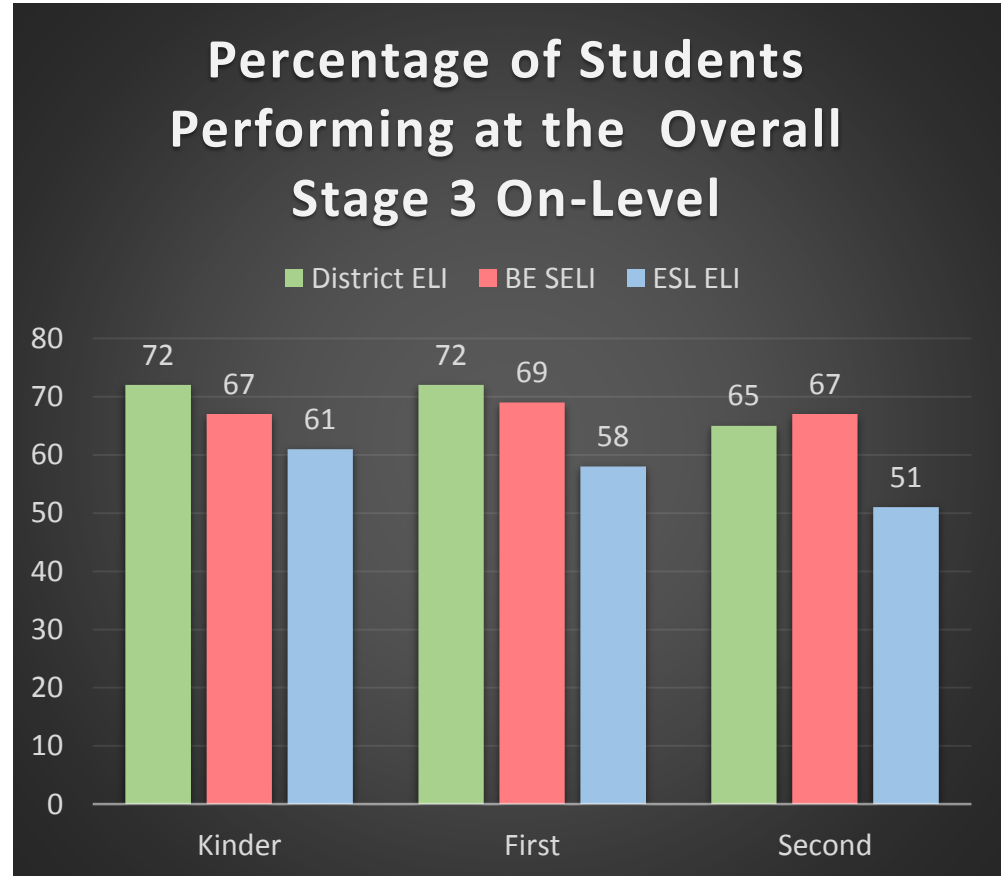
50 Languages  
Spoken by English  
Learners

ELEMENTARY  
BILINGUAL/  
DUAL LANGUAGE  
& ESL  
ASSESSMENT  
RESULTS

2016-2017



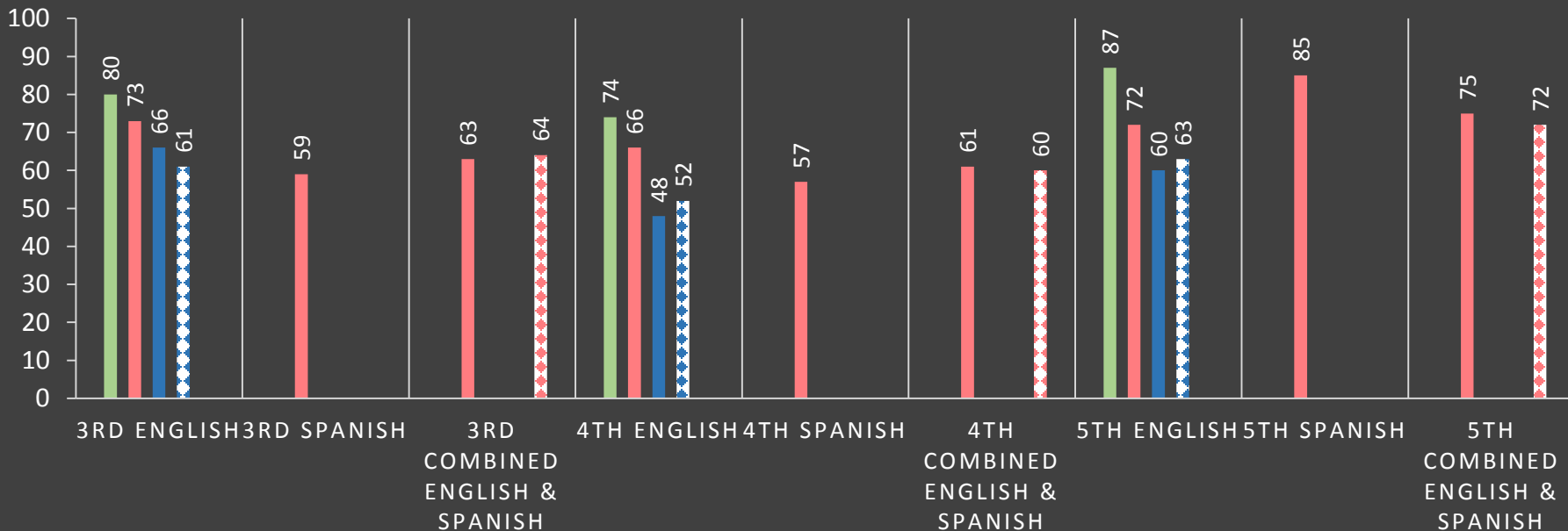
# K-2 SELI OR ELI RESULTS BILINGUAL/DUAL LANGUAGE & ESL



# GRADES 3-5 STAAR READING RESULTS

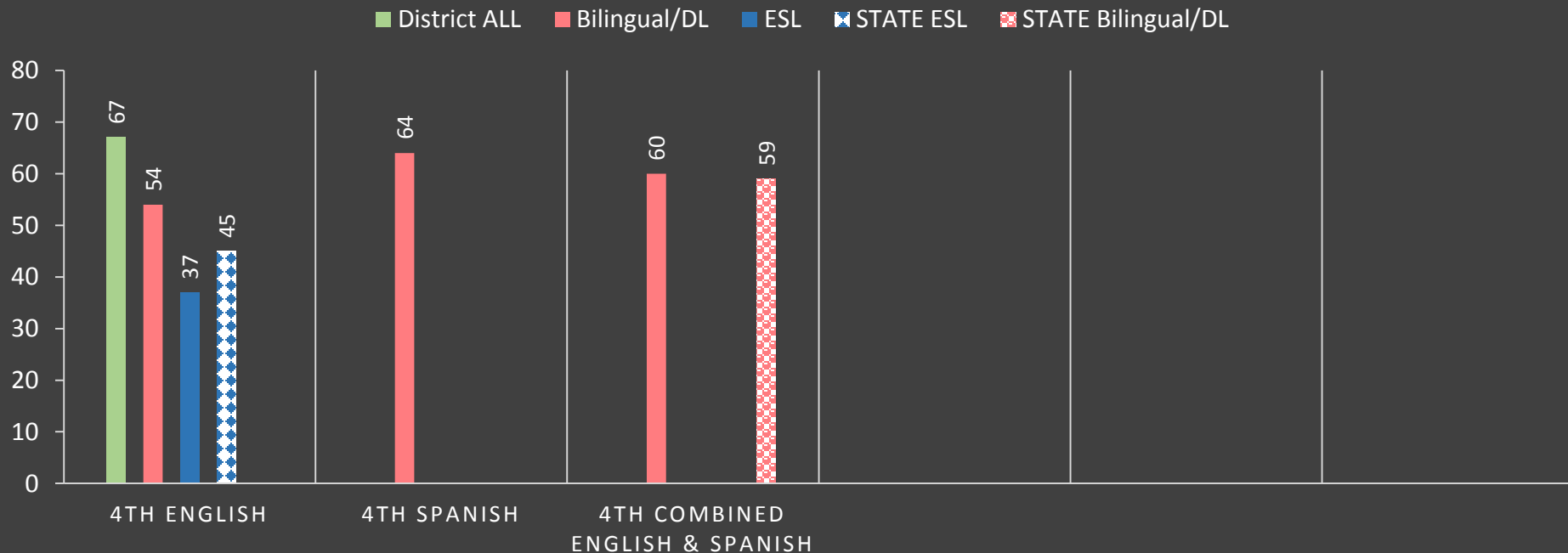
## PERCENTAGE OF BILINGUAL/DUAL LANGUAGE & ESL STUDENTS PERFORMING AT THE APPROACHES LEVEL

District ALL Bilingual/DL ESL STATE ESL STATE Bilingual/DL



# GRADE 4 STAAR WRITING RESULTS

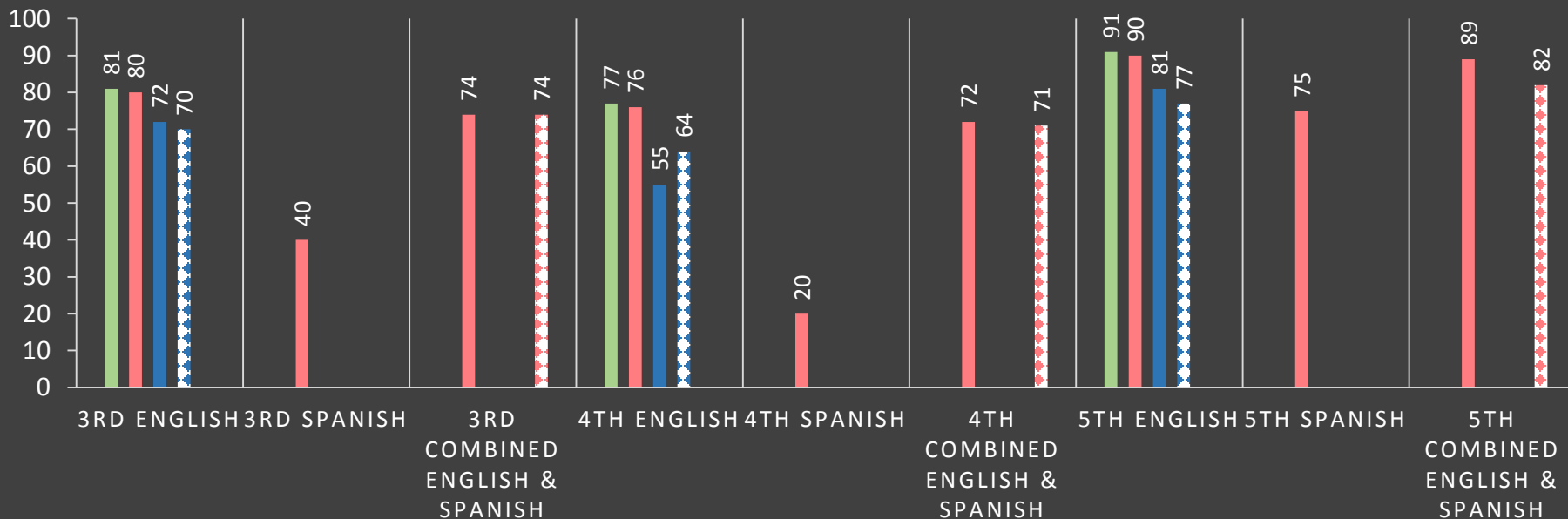
## PERCENTAGE OF BILINGUAL/DUAL LANGUAGE & ESL STUDENTS PERFORMING AT THE APPROACHES LEVEL



# GRADES 3-5 STAAR MATH RESULTS

## PERCENTAGE OF BILINGUAL/DUAL LANGUAGE & ESL STUDENTS PERFORMING AT THE APPROACHES LEVEL

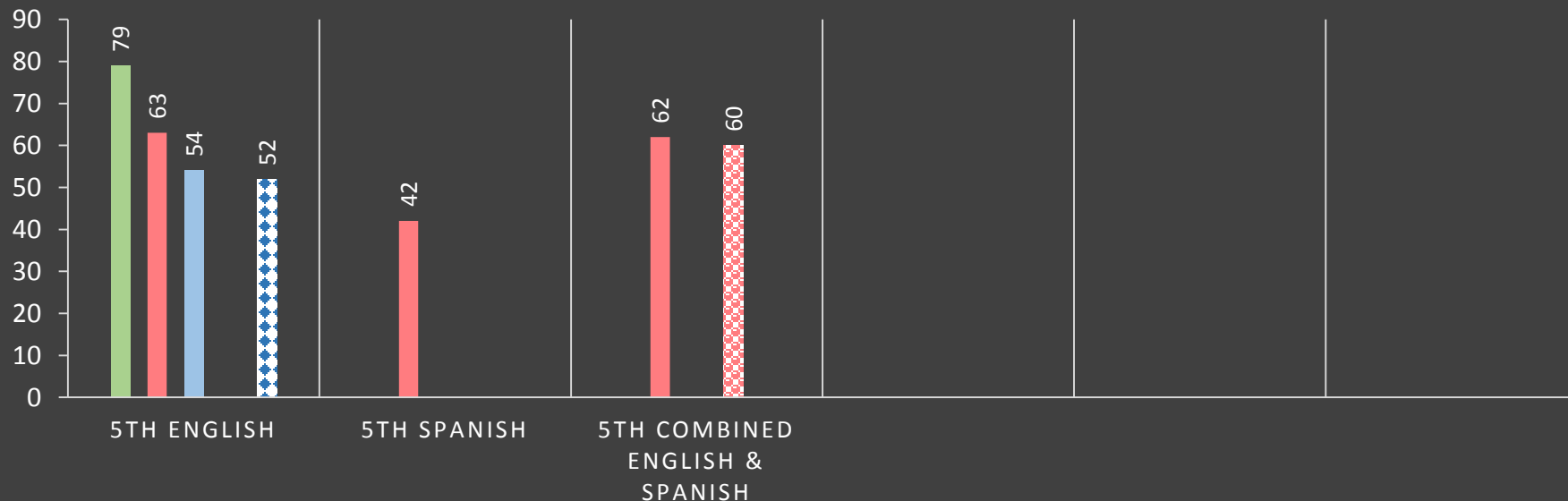
District ALL Bilingual/DL ESL STATE ESL STATE Bilingual/DL



# GRADE 5 STAAR SCIENCE RESULTS

## PERCENTAGE OF BILINGUAL/DUAL LANGUAGE & ESL STUDENTS PERFORMING AT THE APPROACHES LEVEL

District ALL Bilingual/DL ESL STATE Bilingual/DL STATE ESL



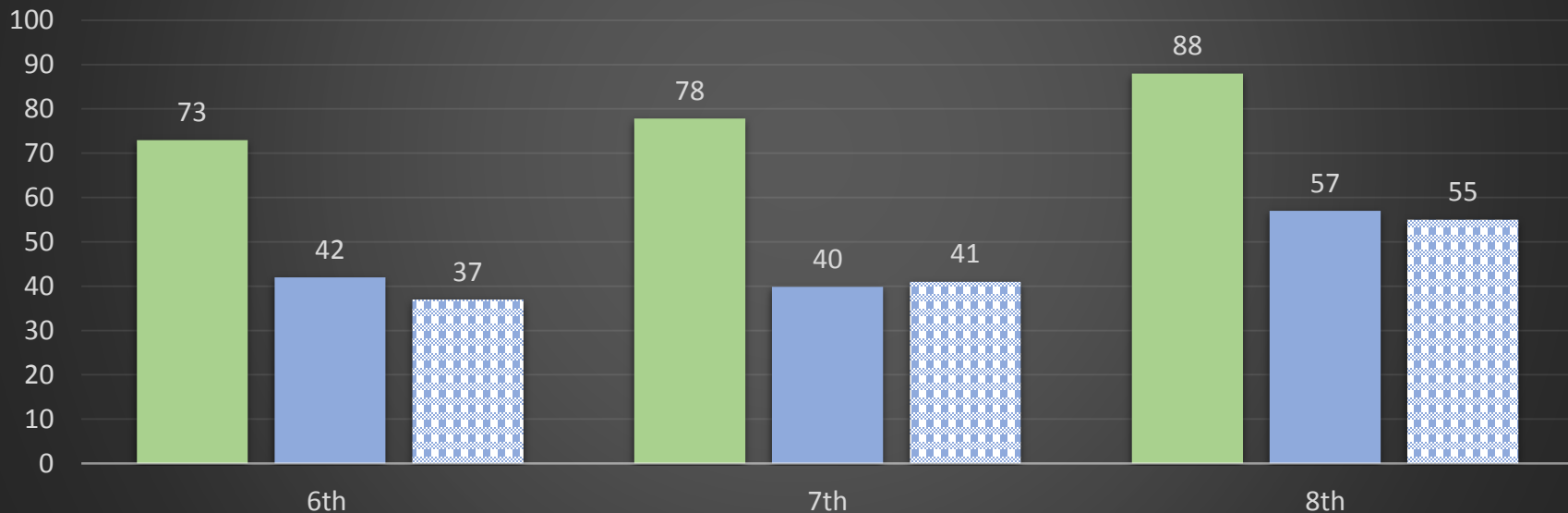
**SECONDARY  
ESL  
ASSESSMENT  
RESULTS**

2016-2017

# GRADES 6-8 STAAR READING RESULTS

## Percentage of ESL Students Performing at the Approaches Level

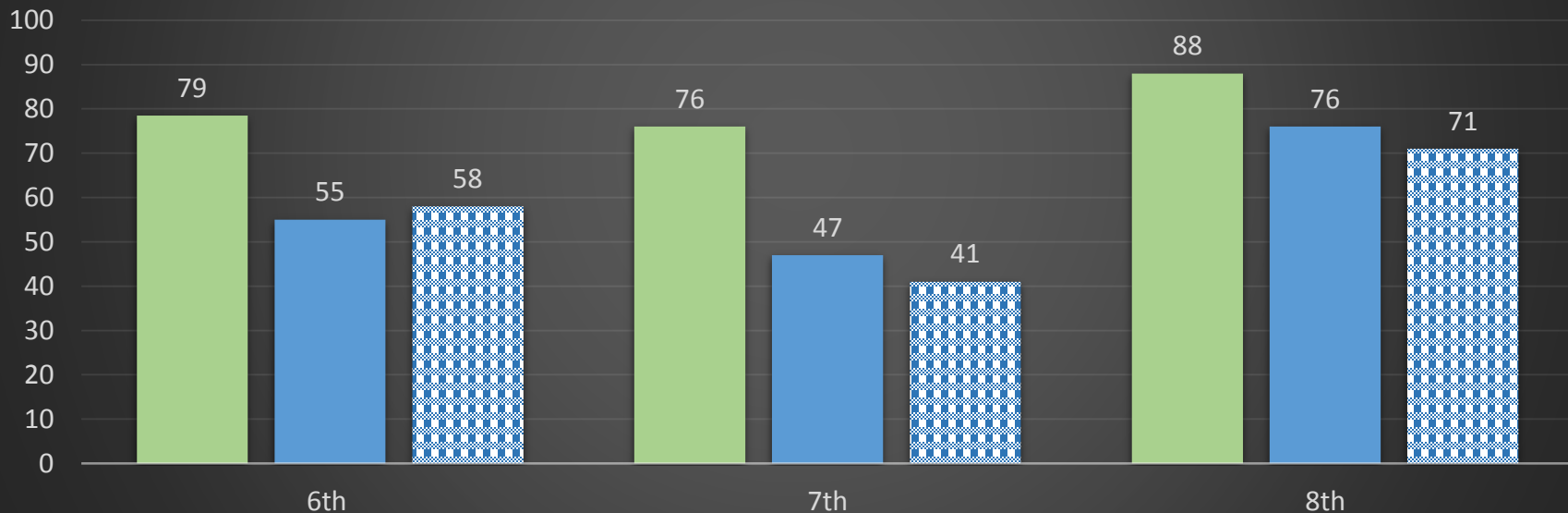
■ District ALL ■ ESL ■ STATE ESL



# GRADES 6-8 STAAR MATH RESULTS

## Percentage of ESL Students Performing at the Approaches Level


■ District ALL ■ ESL ■ STATE ESL






# GRADE 8 STAAR SCIENCE RESULTS

## Percentage of ESL Students Performing at the Approaches Level




# GRADE 7 STAAR WRITING RESULTS

## Percentage of Bilingual/Dual Language & ESL Students Performing at the Approaches Level



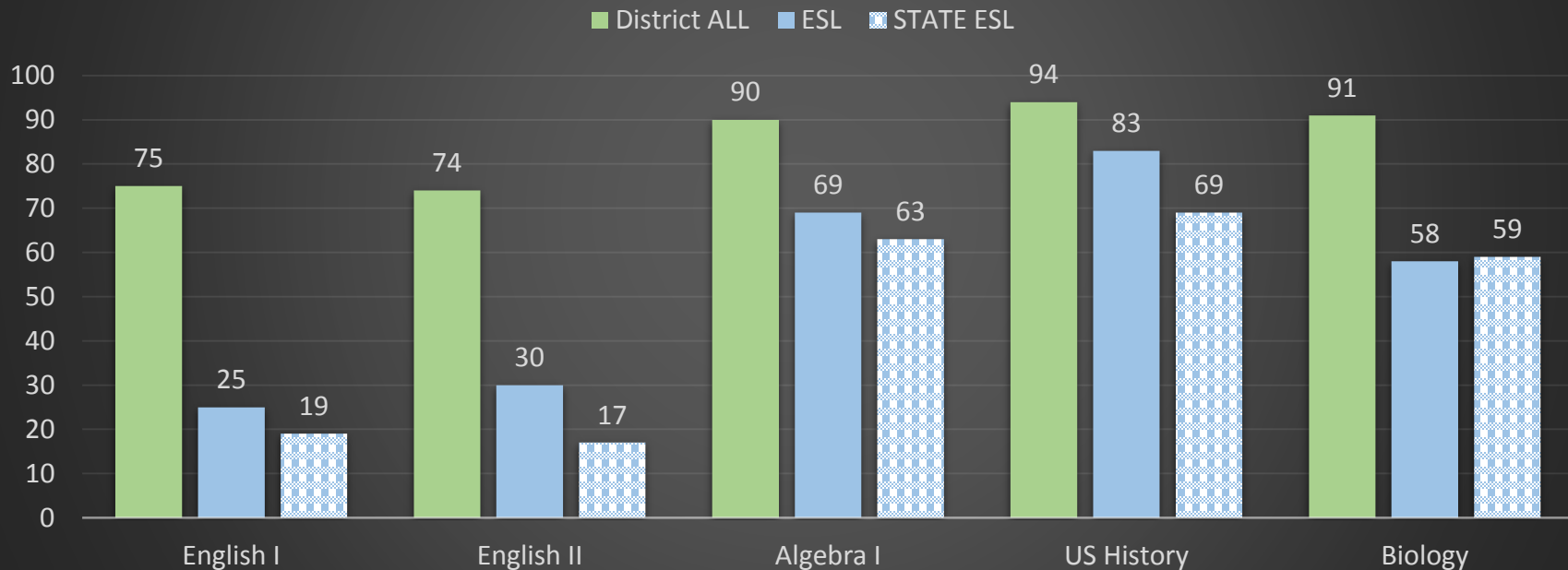
# GRADE 8 STAAR SOCIAL STUDIES RESULTS

## Percentage of ESL Students Performing at the Approaches Level



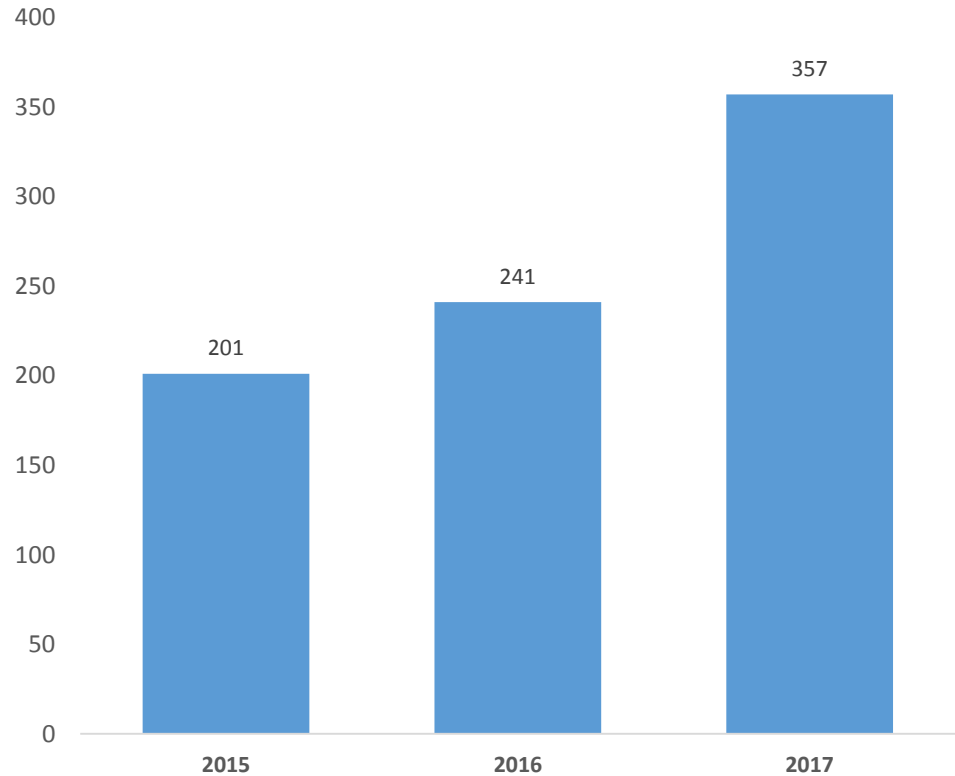
# GRADES EOC RESULTS

## Percentage of ESL Students Performing at the Approaches Grade Level



ELL student exits,  
2014-2015  
through 2016-  
2017 (3 years)

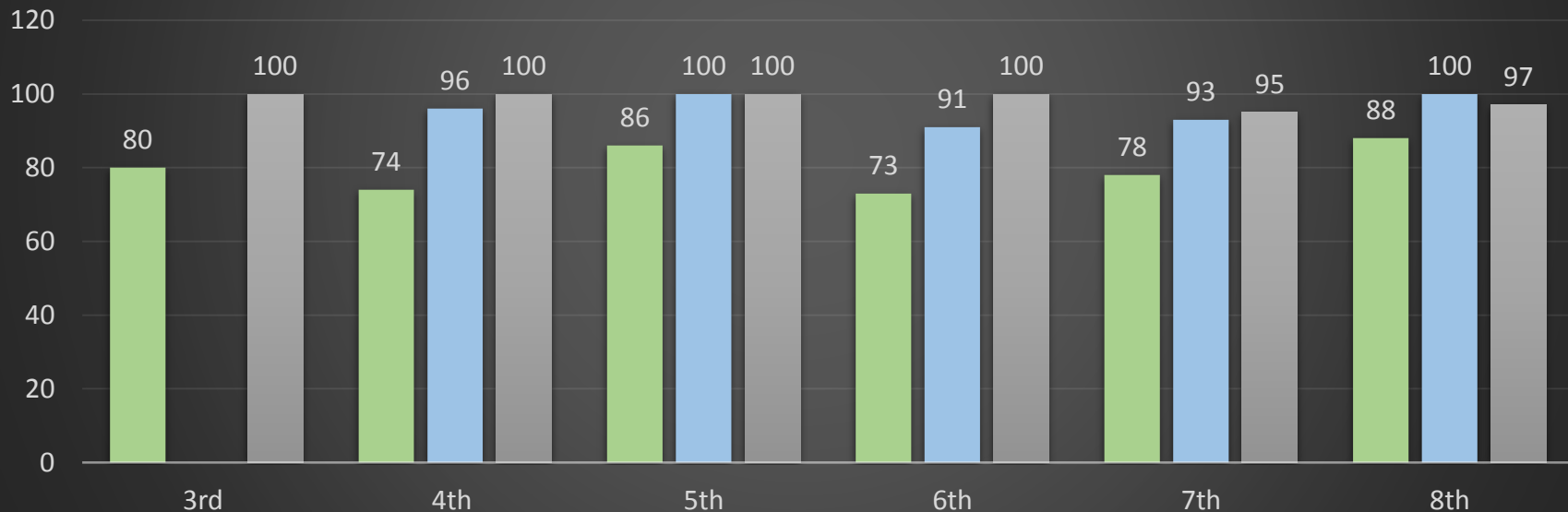
# DISD ELL EXITED STUDENTS



# PROGRAM EXIT: MONITORED YEAR 1 & YEAR 2

## Percentage of Monitored 1 & 2 Students Performing at the Approaches Grade Level

District ALL Monitor Year 1 Monitor Year 2

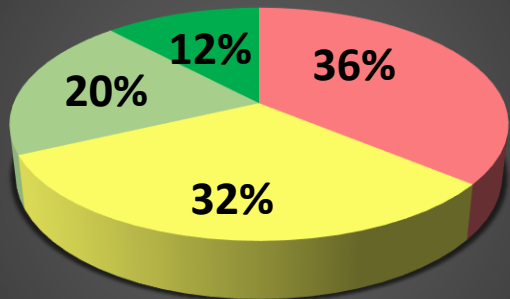


**TELPAS**  
**RESULTS**

2016-2017

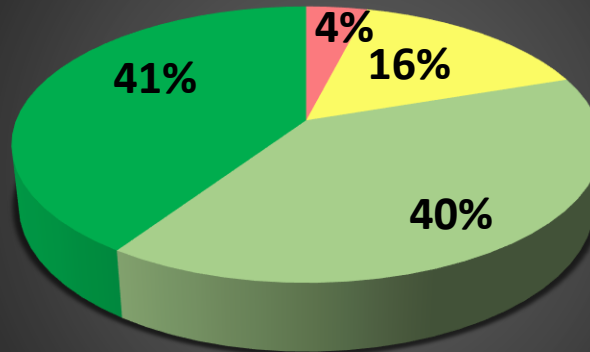
# TELPAS PERFORMANCE

## K-2 Composite Rating



Beginner Intermediate Advanced Advanced High

## 3-12 Composite Rating

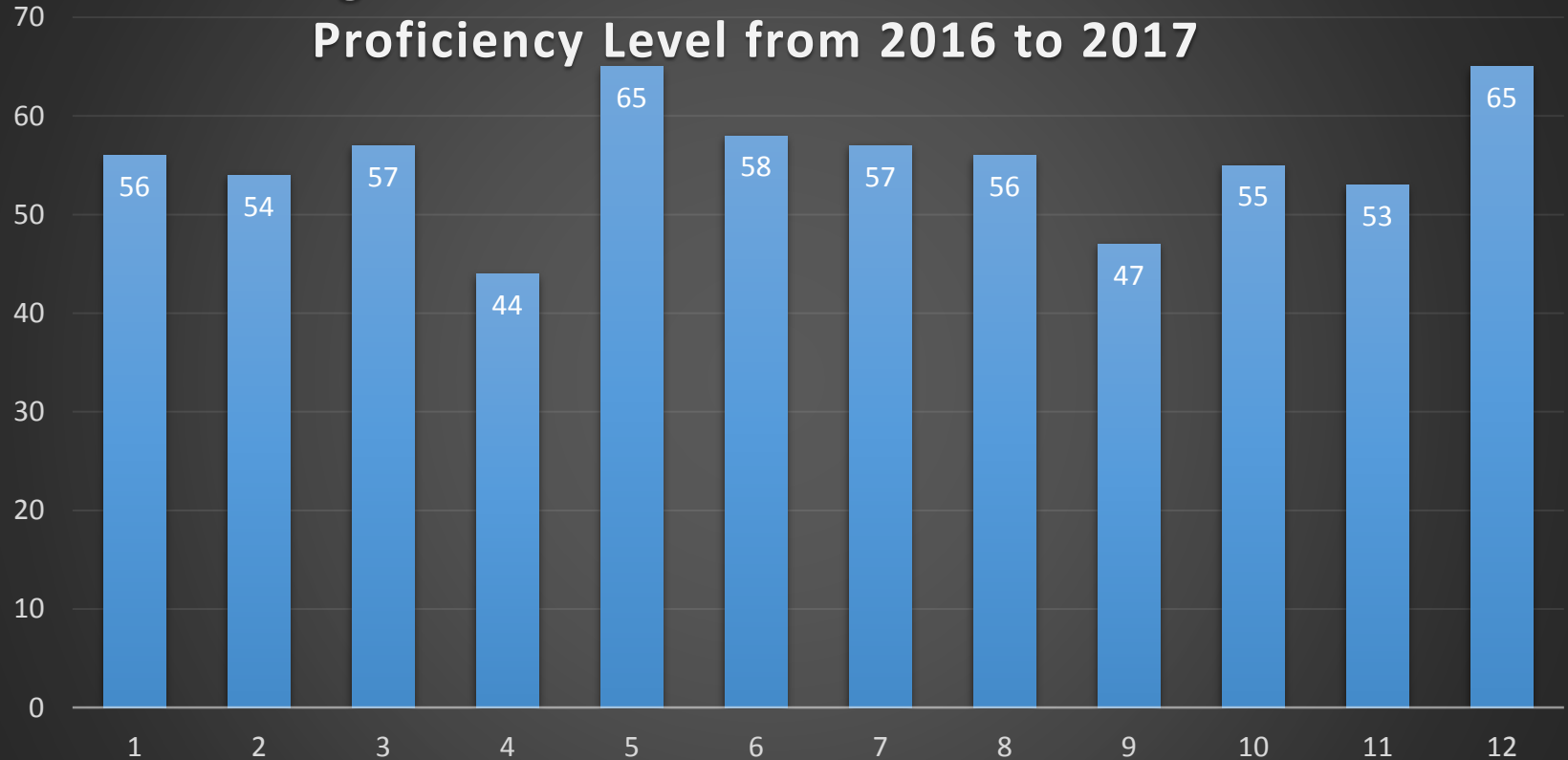


Beginners Intermediate Advance Advance High



# TELPAS ANNUAL PROGRESS

**Percentage of Students who Advanced at Least one Proficiency Level from 2016 to 2017**



# Professional Learning Opportunities

---

# PROFESSIONAL LEARNING OPPORTUNITIES

- Provided cohesive professional development with all content area coordinators at the elementary and secondary level
  - Readers & Writers Workshop
  - Assessment for Learning Conference & Campus Cohorts
  - Literacy Institute
  - Sheltered Instruction
- District Professional Development Day: Bilingual/ESL Specialized Training
- Summer Dual Language Literacy Institute
- ELL Success Plan Professional Development
- Bilingual Paraprofessional Academies
- ELLEVATE & PIONERAS TWU GRANT
- Campus Dual language Sessions
- Secondary ELA PLCs
- ESL Certification Preparation Session

# Translation Services

---

# WE ARE COMMITTED TO PROVIDE ORAL & WRITTEN PARENT TRANSLATIONS TO IMPROVE COMMUNICATION BETWEEN THE HOME & THE CAMPUS

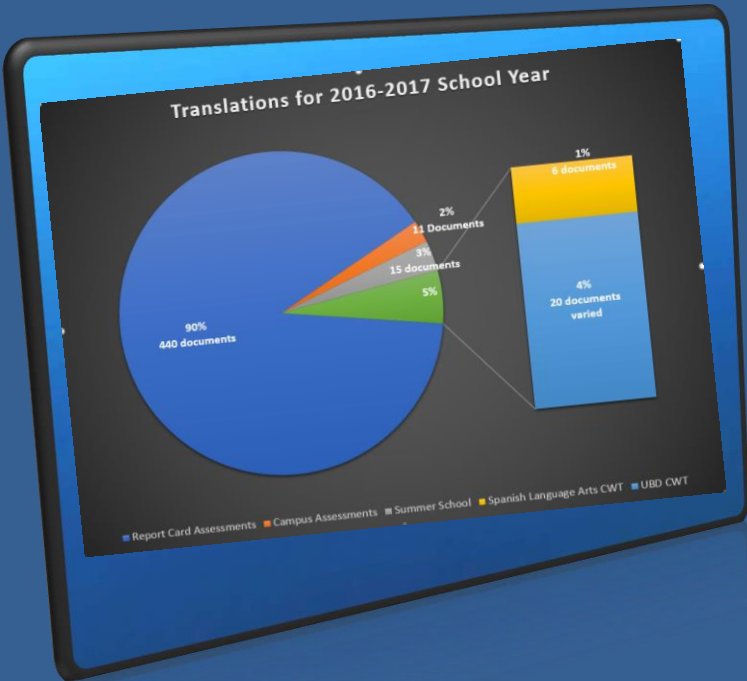
- The translator provides oral and written Spanish translations for campuses and departments
- Over 800 documents were translated this past year
- Oral translation services available for campuses to use when communicating with parents speaking another language other than English and Spanish through on demand telephone interpreter services



*Click on the globe to start*

# CURRICULUM & INSTRUCTION TRANSLATIONS

## WE PARTNER WITH TEACHERS FROM CAMPUSES



Together we provide the curriculum and instructional resources in Spanish

- ½ Academic Translator
  - Assessments, Report Cards, & Curriculum Documents
- UBD Curriculum Translators & Developers of Spanish Instructional Resources
  - Team of Bilingual/DL Teachers
- SLARS Curriculum Writers
  - Team of Bilingual/DL Teachers
- Over 460 documents translated that range from 1 to 20 pages

# Program Strengths & Opportunities

---

# NEEDS & OPPORTUNITIES


- Continue to improve ESL STAAR performance and the development of the English language
- Strengthening the ELL Success Plan with a focus on literacy to build stronger 5<sup>th</sup> grade bilingual/ESL students
- Adding Spanish Curriculum Documents in Language Arts and other Content Areas
- Exploring the possibilities of expanding the Bilingual/Dual Language Programs in the Braswell & Guyer Zone
- Shortage of bilingual campus staff to assist parents and the Spanish-speaking community
- Twenty-five percent of bilingual teachers are new to the profession or grade level






# STRENGTHS

- Success with Bilingual/Dual Language students closing the Math achievement gap
- Bilingual/Dual Language students are performing the same or above the state in STAAR performance
- Academic success of exited students in STAAR performance
  - Increase of exited students in comparison to previous year
- Quality professional development & coaching opportunities at the elementary & secondary level
- Piloting Two-Way Dual Language at Hodge Elementary & Myers Middle School



# STRENGTHS

- Partnership with TWU & UNT Grants for Professional Development & Graduate School Scholarships
  - \$2.2 Million Dollars PIONERAS Grant:
    - 12 Bilingual/Dual Language Teachers Participating in the First Cohort Enrolled in Graduate Classes
  - \$2.1 Million Dollars ELLEVATE Grant
    - Supports Denton HS & Braswell HS in their goal in reaching high professional standards to effectively educate ELLs
- Supporting Parents of Secondary Students with Intake Center
- Excellent Written Translations on Parent Communications & Curriculum Documents
- Oral Translations for Parents of Other Languages
- Online LPAC System



# QUESTIONS

