

**Ector County Independent School District**  
**Sam Houston Elementary**  
**2023-2024 Campus Improvement Plan**



# Board Goals

**Board Goal 1:** Through foundational excellence, talent development and the learning journey, the percentage of students achieving or exceeding the meets standard on state assessments will increase from 32% to 60% by May 2024 across all tested content areas.

**Performance Objective 1:** By May 2024, the percentage of students in K-5 achieving or exceeding their Math RIT goal will increase from 56 to 65%.





**High Priority**

**Indicators of Success:**

Growth (MAP) - % of student end of year RIT score met or exceeded individual growth projections based upon MAP - 2024 Goal: 58%, Academic Gaps - The performance of ECISD student subgroups compared to their peers across the state of Texas (Domain 3) - 2024 Goal: 51%

**Evaluation Data Sources:** NWEA MAP Beginning, Middle and End of Year Data

Strategy 1 Details	Reviews			
<p><b>Strategy 1:</b> Use the Data Driven Instructional process to analyze MAP Math data and ensure use of My Math Academy and I-Ready with fidelity.</p> <p><b>Strategy's Expected Result/Impact:</b> Increased student growth on MAP Math RIT scores.</p> <p><b>Staff Responsible for Monitoring:</b> Administrators, MCLs, and Teachers</p> <p><b>TEA Priorities:</b> Build a foundation of reading and math, Improve low-performing schools</p> <p><b>- ESF Levers:</b> Lever 1: Strong School Leadership and Planning, Lever 5: Effective Instruction</p>	<b>Formative</b>			<b>Summative</b>
	<b>Oct</b>	<b>Jan</b>	<b>Mar</b>	<b>May</b>
Strategy 2 Details	Reviews			
<p><b>Strategy 2:</b> Implement virtual tutors with Air Tutors for 3rd, 4th and 5th grade students.</p> <p><b>Strategy's Expected Result/Impact:</b> Increased student growth on MAP Math RIT scores.</p> <p><b>Staff Responsible for Monitoring:</b> Administrators, MCLs, and Teachers</p> <p><b>Title I:</b> 2.4, 2.6</p> <p><b>- TEA Priorities:</b> Improve low-performing schools</p> <p><b>- ESF Levers:</b> Lever 4: High-Quality Instructional Materials and Assessments, Lever 5: Effective Instruction</p>	<b>Formative</b>			<b>Summative</b>
	<b>Oct</b>	<b>Jan</b>	<b>Mar</b>	<b>May</b>

Strategy 3 Details	Reviews			
<p><b>Strategy 3:</b> Implement students leadership portfolios and student-led parent data meetings.</p> <p><b>Strategy's Expected Result/Impact:</b> Increased parent involvement in academics and increased student performance in academic areas.</p> <p><b>Staff Responsible for Monitoring:</b> Administrators, Teachers</p> <p><b>Title I:</b> 2.5, 4.2</p> <p>- <b>TEA Priorities:</b> Improve low-performing schools</p> <p>- <b>ESF Levers:</b> Lever 1: Strong School Leadership and Planning, Lever 3: Positive School Culture</p>	<b>Formative</b>			<b>Summative</b>
	<b>Oct</b>	<b>Jan</b>	<b>Mar</b>	<b>May</b>
Strategy 4 Details	Reviews			
<p><b>Strategy 4:</b> Sam Houston Trainer of Trainers will properly train new teachers on the effective roll out and use of the district Math framework and best practices.</p> <p><b>Strategy's Expected Result/Impact:</b> Increase high quality instruction in all classrooms.</p> <p><b>Staff Responsible for Monitoring:</b> Administrators and MCLs</p> <p><b>Title I:</b> 2.4</p> <p>- <b>TEA Priorities:</b> Build a foundation of reading and math, Improve low-performing schools</p> <p>- <b>ESF Levers:</b> Lever 1: Strong School Leadership and Planning, Lever 4: High-Quality Instructional Materials and Assessments, Lever 5: Effective Instruction</p>	<b>Formative</b>			<b>Summative</b>
	<b>Oct</b>	<b>Jan</b>	<b>Mar</b>	<b>May</b>
<div style="display: flex; justify-content: space-around; align-items: center;"> <div style="text-align: center;">  0% No Progress         </div> <div style="text-align: center;">  100% Accomplished         </div> <div style="text-align: center;">  Continue/Modify         </div> <div style="text-align: center;">  Discontinue         </div> </div>				

**Board Goal 1:** Through foundational excellence, talent development and the learning journey, the percentage of students achieving or exceeding the meets standard on state assessments will increase from 32% to 60% by May 2024 across all tested content areas.

**Performance Objective 2:** By May 2024, the percentage of students in K-5 achieving or exceeding their Reading RIT goal will increase from 46% to 55%.





**High Priority**

**Indicators of Success:**

Growth (MAP) - % of student end of year RIT score met or exceeded individual growth projections based upon MAP - 2024 Goal: 58%, Academic Gaps - The performance of ECISD student subgroups compared to their peers across the state of Texas (Domain 3) - 2024 Goal: 51%

**Evaluation Data Sources:** NWEA MAP Beginning, Middle and End of Year Data

Strategy 1 Details	Reviews			
<p><b>Strategy 1:</b> Sam Houston teachers and day tutor will provide LLI for Reading intervention to struggling students in k-5.  <b>Strategy's Expected Result/Impact:</b> Increased MAP Reading RIT scores  <b>Staff Responsible for Monitoring:</b> Administrators, MCLs, Day tutor</p> <p><b>Title I:</b>                      2.4, 2.5                      - <b>TEA Priorities:</b>                      Build a foundation of reading and math, Improve low-performing schools                      - <b>ESF Levers:</b>                      Lever 5: Effective Instruction  <b>Funding Sources:</b> Part time tutor - Title One School-wide - \$16,000</p>	Formative			Summative
	Oct	Jan	Mar	May
Strategy 2 Details	Reviews			
<p><b>Strategy 2:</b> Students will participate in the use of Istation as a supplement between 60 - 90 minutes weekly.  <b>Strategy's Expected Result/Impact:</b> Increased MAP Reading RIT scores, Increased STAAR Reading scores  <b>Staff Responsible for Monitoring:</b> Administrators, MCLs, Teachers</p> <p><b>Title I:</b>                      2.4, 2.5                      - <b>TEA Priorities:</b>                      Build a foundation of reading and math, Improve low-performing schools                      - <b>ESF Levers:</b>                      Lever 4: High-Quality Instructional Materials and Assessments, Lever 5: Effective Instruction</p>	Formative			Summative
	Oct	Jan	Mar	May

Strategy 3 Details	Reviews			
<p><b>Strategy 3:</b> Family Math and Reading Nights will be implemented to support parent knowledge in current MAP and STAAR performance expectations and how they can support at home.</p> <p><b>Strategy's Expected Result/Impact:</b> Increased parental involvement in academic areas and increase student performance in math and reading MAP and STAAR.</p> <p><b>Staff Responsible for Monitoring:</b> Administrators, Teachers</p> <p><b>Title I:</b> 2.4, 4.1</p> <p>- <b>TEA Priorities:</b> Build a foundation of reading and math, Improve low-performing schools</p> <p>- <b>ESF Levers:</b> Lever 1: Strong School Leadership and Planning, Lever 5: Effective Instruction</p> <p><b>Funding Sources:</b> Make and take materials - Title One School-wide - \$1,400</p>	Formative			Summative
	Oct	Jan	Mar	May
Strategy 4 Details	Reviews			
<p><b>Strategy 4:</b> MCLs and leadership will implement the Data-Driven Instructional process, develop TEKS knowledge (Know/Show charts), implement the coaching model of Observation/Feedback, and analyze student work to ensure mastery of learning objectives during PLCs.</p> <p><b>Strategy's Expected Result/Impact:</b> Growth in Istation Reading, MAP and STAAR</p> <p><b>Staff Responsible for Monitoring:</b> MCLs, Administrators, Teachers</p> <p><b>Title I:</b> 2.4, 2.5, 2.6</p> <p>- <b>TEA Priorities:</b> Build a foundation of reading and math</p> <p>- <b>ESF Levers:</b> Lever 1: Strong School Leadership and Planning, Lever 5: Effective Instruction</p> <p>- <b>Results Driven Accountability</b></p>	Formative			Summative
	Oct	Jan	Mar	May
<div style="display: flex; justify-content: space-around; align-items: center;"> <div style="text-align: center;">  No Progress         </div> <div style="text-align: center;">  Accomplished         </div> <div style="text-align: center;">  Continue/Modify         </div> <div style="text-align: center;">  Discontinue         </div> </div>				

**Board Goal 1:** Through foundational excellence, talent development and the learning journey, the percentage of students achieving or exceeding the meets standard on state assessments will increase from 32% to 60% by May 2024 across all tested content areas.

**Performance Objective 3:** By May 2024, 45% of students, 3rd-5th, will reach STAAR Meets/Masters in Math.





**High Priority**

**Indicators of Success:**

Growth (STAAR) - % of students who meet or exceed the STAAR progress measure - 2024 Goal: 75%, Academic Gaps - The performance of ECISD student subgroups compared to their peers across the state of Texas (Domain 3) - 2024 Goal: 51%, 3rd Grade Composite (reading and math) - % of 3rd grade students achieving the meets or exceeds standard in both reading and math on STAAR - 2024 Goal: 35%

**Evaluation Data Sources:** STAAR data, Interim data, SCA, CBA, ISTATON and MAP

Strategy 1 Details	Reviews			
<p><b>Strategy 1:</b> Utilize the DDI process in PLCs to ensure understanding of TEKS and quality student work that must be evident in student work. Create Know Shows and Exemplars to ensure quality lesson planning and instructional delivery.</p> <p><b>Strategy's Expected Result/Impact:</b> Increased student performance and high quality instruction.</p> <p><b>Staff Responsible for Monitoring:</b> Administrators, MCLs, teachers</p> <p><b>Title I:</b> 2.4, 2.6</p> <p>- <b>TEA Priorities:</b> Build a foundation of reading and math, Improve low-performing schools</p> <p>- <b>ESF Levers:</b> Lever 2: Strategic Staffing, Lever 4: High-Quality Instructional Materials and Assessments, Lever 5: Effective Instruction</p>	Formative			Summative
	Oct	Jan	Mar	May

Strategy 2 Details	Reviews			
<p><b>Strategy 2:</b> Campus Trainer of Trainers will ensure new teachers are trained and effectively using the ECISD Math framework and best practices.</p> <p><b>Strategy's Expected Result/Impact:</b> Increase high quality instruction for students and student growth on MAP and STAAR.</p> <p><b>Staff Responsible for Monitoring:</b> Administrators, MCLs</p> <p><b>Title I:</b> 2.5, 2.6</p> <p>- <b>TEA Priorities:</b> Recruit, support, retain teachers and principals, Build a foundation of reading and math, Improve low-performing schools</p> <p>- <b>ESF Levers:</b> Lever 1: Strong School Leadership and Planning, Lever 4: High-Quality Instructional Materials and Assessments, Lever 5: Effective Instruction</p>	Formative			Summative
	Oct	Jan	Mar	May
<div style="display: flex; justify-content: space-around; align-items: center;"> <span> No Progress</span> <span> Accomplished</span> <span> Continue/Modify</span> <span> Discontinue</span> </div>				

**Board Goal 1:** Through foundational excellence, talent development and the learning journey, the percentage of students achieving or exceeding the meets standard on state assessments will increase from 32% to 60% by May 2024 across all tested content areas.

**Performance Objective 4:** Sam Houston will provide a safe and supportive school environment.





**Indicators of Success:**

Growth (STAAR) - % of students who meet or exceed the STAAR progress measure - 2024 Goal: 75%, Growth (MAP) - % of student end of year RIT score met or exceeded individual growth projections based upon MAP - 2024 Goal: 58%, Academic Gaps - The performance of ECISD student subgroups compared to their peers across the state of Texas (Domain 3) - 2024 Goal: 51%, School Connectedness - The belief held by students that adults and peers in the school care about their learning as well as about them as individuals - 2024 Goal: 63%

**Evaluation Data Sources:** Implementation of CHAMPS, Staff, student and parent surveys

Strategy 1 Details	Reviews			
<p><b>Strategy 1:</b> All staff will complete required Safe School's training, Trauma, SEL, Bullying Awareness, CHAMPS and Sexual Harassment training.</p> <p><b>Strategy's Expected Result/Impact:</b> Safe and supportive environment</p> <p><b>Staff Responsible for Monitoring:</b> Administrators, Counselors</p> <p><b>Title I:</b> 2.6</p> <p>- <b>TEA Priorities:</b> Recruit, support, retain teachers and principals, Improve low-performing schools</p> <p>- <b>ESF Levers:</b> Lever 1: Strong School Leadership and Planning, Lever 3: Positive School Culture</p>	Formative			Summative
	Oct	Jan	Mar	May
Strategy 2 Details	Reviews			
<p><b>Strategy 2:</b> Teachers will be trained on CHAMPS and will utilize training in classrooms and throughout the building.</p> <p><b>Strategy's Expected Result/Impact:</b> Solid classroom management systems, safe and support environment</p> <p><b>Staff Responsible for Monitoring:</b> Administrators, Counselor, CHAMPS site team</p> <p><b>Title I:</b> 2.6</p> <p>- <b>TEA Priorities:</b> Improve low-performing schools</p> <p>- <b>ESF Levers:</b> Lever 1: Strong School Leadership and Planning, Lever 3: Positive School Culture</p>	Formative			Summative
	Oct	Jan	Mar	May



Strategy 3 Details	Reviews			
<p><b>Strategy 3:</b> Administrators will create a model school-wide Relay playbook for effective routines and procedures.</p> <p><b>Strategy's Expected Result/Impact:</b> Safe and Supportive Learning environment where student needs are kept at the forefront.</p> <p><b>Staff Responsible for Monitoring:</b> Administrators, MCLs, teachers</p> <p><b>Title I:</b> 2.5</p> <p>- <b>TEA Priorities:</b> Improve low-performing schools</p> <p>- <b>ESF Levers:</b> Lever 1: Strong School Leadership and Planning, Lever 3: Positive School Culture</p>	Formative			Summative
	Oct	Jan	Mar	May
<div style="display: flex; justify-content: space-around; align-items: center;"> <div style="text-align: center;">  No Progress         </div> <div style="text-align: center;">  Accomplished         </div> <div style="text-align: center;">  Continue/Modify         </div> <div style="text-align: center;">  Discontinue         </div> </div>				

**Board Goal 1:** Through foundational excellence, talent development and the learning journey, the percentage of students achieving or exceeding the meets standard on state assessments will increase from 32% to 60% by May 2024 across all tested content areas.

**Performance Objective 5:** By May 2024, 45% of students, 3rd-5th, will reach STAAR Meets/Masters in Reading.

**High Priority**

**Indicators of Success:**

Growth (STAAR) - % of students who meet or exceed the STAAR progress measure - 2024 Goal: 75%, Academic Gaps - The performance of ECISD student subgroups compared to their peers across the state of Texas (Domain 3) - 2024 Goal: 51%, 3rd Grade Composite (reading and math) - % of 3rd grade students achieving the meets or exceeds standard in both reading and math on STAAR - 2024 Goal: 35%

**Evaluation Data Sources:** STAAR data, Interim data, SCA, CBA, ISTATON and MAP

**Board Goal 2:** Through foundational excellence, talent development and the learning journey, the percentage of 3rd grade students reading at or above grade level will increase from 35% to 45% by May 2024.

**Performance Objective 1:** 55 % of K-2 students will show growth on their Reading MAP Assessment by May 2024.

**High Priority**

**Indicators of Success:**

Growth (MAP) - % of student end of year RIT score met or exceeded individual growth projections based upon MAP - 2024 Goal: 58%, Academic Gaps - The performance of ECISD student subgroups compared to their peers across the state of Texas (Domain 3) - 2024 Goal: 51%, 3rd Grade Composite (reading and math) - % of 3rd grade students achieving the meets or exceeds standard in both reading and math on STAAR - 2024 Goal: 35%

**Evaluation Data Sources:** IStation, MAP, Fluency checks, Running Records, Walk throughs

Strategy 1 Details	Reviews			
<p><b>Strategy 1:</b> MCLs and leadership will implement the Data-Driven Instructional process, develop TEKS knowledge (Know/Show charts), implement the coaching model of Observation/Feedback, and analyze student work to ensure mastery of learning objectives during PLCs.</p> <p><b>Strategy's Expected Result/Impact:</b> Effective lesson plans, instructional delivery and data analysis <b>Staff Responsible for Monitoring:</b> Administrators, MCLs and Teachers</p> <p><b>Title I:</b> 2.4, 2.5, 2.6 - <b>TEA Priorities:</b> Build a foundation of reading and math, Improve low-performing schools - <b>ESF Levers:</b> Lever 1: Strong School Leadership and Planning, Lever 4: High-Quality Instructional Materials and Assessments, Lever 5: Effective Instruction</p>	Formative			Summative
	Oct	Jan	Mar	May
Strategy 2 Details	Reviews			
<p><b>Strategy 2:</b> Students will participate in the use of Istation as a supplement between 60 - 90 minutes weekly.</p> <p><b>Strategy's Expected Result/Impact:</b> Increased student growth in reading. <b>Staff Responsible for Monitoring:</b> Administrators and Teachers</p>	Formative			Summative
	Oct	Jan	Mar	May

**Title I:**

2.4, 2.6


**- TEA Priorities:**


Build a foundation of reading and math, Improve low-performing schools

**- ESF Levers:**

Lever 4: High-Quality Instructional Materials and Assessments

 No Progress

 Accomplished

 Continue/Modify

 Discontinue

**Board Goal 2:** Through foundational excellence, talent development and the learning journey, the percentage of 3rd grade students reading at or above grade level will increase from 35% to 45% by May 2024.

**Performance Objective 2:** 60% of K - 2 students will read at or above grade level by May 2024.





**High Priority**

**Indicators of Success:**

Growth (MAP) - % of student end of year RIT score met or exceeded individual growth projections based upon MAP - 2024 Goal: 58%, Kindergarten Readiness - % of students meeting kindergarten readiness benchmark - 2024 Goal: 65%, Academic Gaps - The performance of ECISD student subgroups compared to their peers across the state of Texas (Domain 3) - 2024 Goal: 51%

**Evaluation Data Sources:** ISTATION, MAP, Fluency checks, Running Records, Walk throughs

Strategy 1 Details	Reviews			
<p><b>Strategy 1:</b> MCLs and leadership will implement the Data-Driven Instructional process, develop TEKS knowledge (Know/Show charts), implement the coaching model of Observation/Feedback, and analyze student work to ensure mastery of learning objectives during PLCs.</p> <p><b>Strategy's Expected Result/Impact:</b> Effective lesson plans, instructional delivery and data analysis <b>Staff Responsible for Monitoring:</b> Administrators, MCLs and Teachers</p> <p><b>Title I:</b> 2.4, 2.5, 2.6 - <b>TEA Priorities:</b> Build a foundation of reading and math, Improve low-performing schools - <b>ESF Levers:</b> Lever 1: Strong School Leadership and Planning, Lever 4: High-Quality Instructional Materials and Assessments, Lever 5: Effective Instruction</p>	Formative			Summative
	Oct	Jan	Mar	May
Strategy 2 Details	Reviews			
<p><b>Strategy 2:</b> Students will participate in the use of Istation as a supplement between 60 - 90 minutes weekly.</p> <p><b>Strategy's Expected Result/Impact:</b> Increased student growth in reading. <b>Staff Responsible for Monitoring:</b> Administrators and Teachers</p> <p><b>Title I:</b> 2.6 - <b>TEA Priorities:</b> Build a foundation of reading and math, Improve low-performing schools - <b>ESF Levers:</b> Lever 4: High-Quality Instructional Materials and Assessments</p>	Formative			Summative
	Oct	Jan	Mar	May

Strategy 3 Details	Reviews			
<p><b>Strategy 3:</b> Part Time Day Tutor will provide reading intervention to 2nd grade students. Classroom teachers will continue use of LLI.</p> <p><b>Strategy's Expected Result/Impact:</b> Growth on MAP Reading RIT, increase in students reading on grade level</p> <p><b>Staff Responsible for Monitoring:</b> MCLs, Administrators, Teachers, Tutor</p> <p><b>Title I:</b> 2.4, 2.6</p> <p>- <b>TEA Priorities:</b> Build a foundation of reading and math, Improve low-performing schools</p> <p>- <b>ESF Levers:</b> Lever 2: Strategic Staffing, Lever 5: Effective Instruction</p> <p><b>Funding Sources:</b> Part Time Tutor - Title One School-wide - \$11,000</p>	Formative			Summative
	Oct	Jan	Mar	May
<div style="display: flex; justify-content: space-around; align-items: center;"> <span> No Progress</span> <span> Accomplished</span> <span> Continue/Modify</span> <span> Discontinue</span> </div>				

**Board Goal 2:** Through foundational excellence, talent development and the learning journey, the percentage of 3rd grade students reading at or above grade level will increase from 35% to 45% by May 2024.

**Performance Objective 3:** Sam Houston will provide strategic staffing and compensation systems during 2023-2024.

**Indicators of Success:**


Academic Gaps - The performance of ECISD student subgroups compared to their peers across the state of Texas (Domain 3) - 2024 Goal: 51%


**Evaluation Data Sources:** Opportunity Culture


Teacher Incentive Allotment designations


Staffing/Payroll Reports

Strategy 1 Details	Reviews			
<p><b>Strategy 1:</b> Sam Houston will have Multi-Classroom Leaders that support classroom teachers and the PLC processes on campus.</p> <p><b>Strategy's Expected Result/Impact:</b> Increased professional learning for teachers on MCL teams and increased student performance</p> <p><b>Staff Responsible for Monitoring:</b> Administrators and MCLs</p> <p><b>Title I:</b> 2.4</p> <p>- <b>TEA Priorities:</b> Recruit, support, retain teachers and principals, Improve low-performing schools</p> <p>- <b>ESF Levers:</b> Lever 1: Strong School Leadership and Planning, Lever 2: Strategic Staffing</p> <p><b>Funding Sources:</b> stipend allotments for MCLs, RAs and TRs - Local - \$84,000</p>	Formative			Summative
	Oct	Jan	Mar	May

 0% No Progress

 100% Accomplished

 Continue/Modify

 Discontinue

**Board Goal 2:** Through foundational excellence, talent development and the learning journey, the percentage of 3rd grade students reading at or above grade level will increase from 35% to 45% by May 2024.

**Performance Objective 4:** 55% of 3rd grade students will show growth on their Reading MAP Assessment in May 2024.

**Indicators of Success:**

Growth (MAP) - % of student end of year RIT score met or exceeded individual growth projections based upon MAP - 2024 Goal: 58%, 3rd Grade Composite (reading and math) - % of 3rd grade students achieving the meets or exceeds standard in both reading and math on STAAR - 2024 Goal: 35%

**Evaluation Data Sources:** MAP MOY and MAP EOY, Istation, SCAs, Interims

Strategy 1 Details	Reviews			
<p><b>Strategy 1:</b> MCLs and leadership will implement the Data-Driven Instructional process, develop TEKS knowledge (Know/Show charts), implement the coaching model of Observation/Feedback, and analyze student work to ensure mastery of learning objectives during PLCs</p> <p><b>Strategy's Expected Result/Impact:</b> Increase in teacher knowledge of TEKS and DDI process</p> <p><b>Staff Responsible for Monitoring:</b> K-3 teachers, MCLS and Administrators</p> <p><b>Title I:</b> 2.4, 2.5, 2.6</p> <p>- <b>TEA Priorities:</b> Build a foundation of reading and math, Improve low-performing schools</p> <p>- <b>ESF Levers:</b> Lever 1: Strong School Leadership and Planning, Lever 4: High-Quality Instructional Materials and Assessments, Lever 5: Effective Instruction</p>	Formative			Summative
	Oct	Jan	Mar	May
Strategy 2 Details	Reviews			
<p><b>Strategy 2:</b> K-3 classroom teachers will target at risk populations using LLI three times a week for 20-25 minutes per group; Istation for 60 minutes three times a week and adhere to the ECISD ELAR Framework.</p>	Formative			Summative
	Oct	Jan	Mar	May



**Strategy's Expected Result/Impact:** MAP Reading Growth, Istation Growth and increase in students reading on level  
**Staff Responsible for Monitoring:** Teachers, Tutor, Administrators

**Title I:**

2.4, 2.5, 2.6

**- TEA Priorities:**

Build a foundation of reading and math, Improve low-performing schools

**- ESF Levers:**

Lever 5: Effective Instruction



No Progress



Accomplished



Continue/Modify



Discontinue

**Board Goal 2:** Through foundational excellence, talent development and the learning journey, the percentage of 3rd grade students reading at or above grade level will increase from 35% to 45% by May 2024.


**Performance Objective 5:** 40% of 3rd grade students will perform at the MEETS level on their READING STAAR ASSESSMENT.


**Indicators of Success:**


3rd Grade Composite (reading and math) - % of 3rd grade students achieving the meets or exceeds standard in both reading and math on STAAR - 2024 Goal: 35%


**Evaluation Data Sources:** MAP MOY and EOY, Istation, SCAs, Interim Assessments

Strategy 1 Details	Reviews			
<p><b>Strategy 1:</b> MCLs and leadership will implement the Data-Driven Instructional process, develop TEKS knowledge (Know/Show charts), implement the coaching model of Observation/Feedback, and analyze student work to ensure mastery of learning objectives during PLCs</p> <p><b>Strategy's Expected Result/Impact:</b> Increase in Meets percentage on STAAR for 3rd grade</p> <p><b>Staff Responsible for Monitoring:</b> MCLs, Administrators, Teachers</p> <p><b>Title I:</b> 2.4, 2.6, 4.1</p> <p>- <b>TEA Priorities:</b> Build a foundation of reading and math, Improve low-performing schools</p> <p>- <b>ESF Levers:</b> Lever 1: Strong School Leadership and Planning, Lever 5: Effective Instruction</p>	Formative			Summative
	Oct	Jan	Mar	May

 0% No Progress

 100% Accomplished

 Continue/Modify

 Discontinue





**Board Goal 3:** Through foundational excellence, talent development and the learning journey, the percentage of high school graduates considered College, Career or Military Ready will increase from 56% to 65% by May 2024.

**Performance Objective 1:** 100% of classroom teachers in grades 3rd-5th grade will implement at least one AVID strategy per week during the 2023-24 school year.

**Indicators of Success:**

School Connectedness - The belief held by students that adults and peers in the school care about their learning as well as about them as individuals - 2024 Goal: 63%

**Evaluation Data Sources:** AVID Binders, Leader In Me student portfolios, student planners

Strategy 1 Details	Reviews			
<p><b>Strategy 1:</b> Teachers will ensure each students learn organizational skills through maintaining a binder, leadership portfolio and planner.</p> <p><b>Strategy's Expected Result/Impact:</b> Student organization will improve and parents will be knowledgeable of daily learning and goals.</p> <p><b>Staff Responsible for Monitoring:</b> Administrators, Teachers</p> <p><b>Title I:</b> 4.1</p> <p>- <b>TEA Priorities:</b> Improve low-performing schools</p> <p>- <b>ESF Levers:</b> Lever 3: Positive School Culture</p>	Formative			Summative
	Oct	Jan	Mar	May
<div style="display: flex; justify-content: space-around; align-items: center;"> <span> No Progress</span> <span> Accomplished</span> <span> Continue/Modify</span> <span> Discontinue</span> </div>				

**Board Goal 3:** Through foundational excellence, talent development and the learning journey, the percentage of high school graduates considered College, Career or Military Ready will increase from 56% to 65% by May 2024.

**Performance Objective 2:** Teachers will focus on intervention and tutoring services for Title One identified OSP (Homeless, Foster and Military students) to ensure that a minimum of 80% meet their MAP growth goals by May 2024.

**High Priority**

**Indicators of Success:**

Growth (STAAR) - % of students who meet or exceed the STAAR progress measure - 2024 Goal: 75%, Growth (MAP) - % of student end of year RIT score met or exceeded individual growth projections based upon MAP - 2024 Goal: 58%, Academic Gaps - The performance of ECISD student subgroups compared to their peers across the state of Texas (Domain 3) - 2024 Goal: 51%, School Connectedness - The belief held by students that adults and peers in the school care about their learning as well as about them as individuals - 2024 Goal: 63%

**Evaluation Data Sources:** End of Year MAP, Istation and STAAR

Strategy 1 Details	Reviews			
<p><b>Strategy 1:</b> Identified students will participate in after school tutoring, day tutoring, online tutoring and/or intervention groups within their classroom.</p> <p><b>Strategy's Expected Result/Impact:</b> increased student growth on MAP and STAAR</p> <p><b>Staff Responsible for Monitoring:</b> Administrators, Counselors and Teachers</p> <p><b>Title I:</b> 2.6</p> <p>- <b>TEA Priorities:</b> Build a foundation of reading and math, Improve low-performing schools</p> <p>- <b>ESF Levers:</b> Lever 1: Strong School Leadership and Planning, Lever 2: Strategic Staffing, Lever 5: Effective Instruction</p> <p><b>Funding Sources:</b> part time day tutor - Title One School-wide - \$16,000</p>	Formative			Summative
	Oct	Jan	Mar	May
Strategy 2 Details	Reviews			
<p><b>Strategy 2:</b> The campus will implement a Campus-wide Career week.</p> <p><b>Strategy's Expected Result/Impact:</b> Student increased awareness in college and careers.</p> <p><b>Staff Responsible for Monitoring:</b> Administrators, Counselor</p>	Formative			Summative
	Oct	Jan	Mar	May

**Title I:**

2.5


**- TEA Priorities:**


Build a foundation of reading and math, Connect high school to career and college

**- ESF Levers:**

Lever 1: Strong School Leadership and Planning, Lever 3: Positive School Culture

 No Progress

 Accomplished

 Continue/Modify

 Discontinue





**Board Goal 3:** Through foundational excellence, talent development and the learning journey, the percentage of high school graduates considered College, Career or Military Ready will increase from 56% to 65% by May 2024.

**Performance Objective 3:** By Spring 2024, Sam Houston will increase students connectedness to school as measured by the Panorama Survey from 65% to 75%.

**Indicators of Success:**

School Connectedness - The belief held by students that adults and peers in the school care about their learning as well as about them as individuals - 2024 Goal: 63%

**Evaluation Data Sources:** Panorama Data

Strategy 1 Details	Reviews			
<p><b>Strategy 1:</b> Sam Houston will implement daily Leader In Me lessons and weekly 7 Mindsets lessons in all grade levels to promote a safe and positive culture.</p> <p><b>Strategy's Expected Result/Impact:</b> Increased student connectedness</p> <p><b>Staff Responsible for Monitoring:</b> Administrators, Counselor, Teachers</p> <p><b>Title I:</b> 2.4, 2.5</p> <p><b>- ESF Levers:</b> Lever 3: Positive School Culture</p>	<b>Formative</b>			<b>Summative</b>
	<b>Oct</b>	<b>Jan</b>	<b>Mar</b>	<b>May</b>
Strategy 2 Details	Reviews			
<p><b>Strategy 2:</b> Sam Houston will implement student-led parent conferences to review Wildly Important Goals and progress 2 times per year.</p> <p><b>Strategy's Expected Result/Impact:</b> parent engagement and increased student performance</p> <p><b>Staff Responsible for Monitoring:</b> Administrators, MCLs, Teachers</p> <p><b>Title I:</b> 2.5, 4.1, 4.2</p> <p><b>- TEA Priorities:</b> Connect high school to career and college, Improve low-performing schools</p> <p><b>- ESF Levers:</b> Lever 3: Positive School Culture</p>	<b>Formative</b>			<b>Summative</b>
	<b>Oct</b>	<b>Jan</b>	<b>Mar</b>	<b>May</b>
<div style="display: flex; justify-content: space-around; align-items: center;"> <span> No Progress</span> <span> Accomplished</span> <span> Continue/Modify</span> <span> Discontinue</span> </div>				

**Board Goal 3:** Through foundational excellence, talent development and the learning journey, the percentage of high school graduates considered College, Career or Military Ready will increase from 56% to 65% by May 2024.





**Performance Objective 4:** Sam Houston student attendance will increase from 91.7% in 2022-23 to 93% in 2023-24.

**High Priority**

**Indicators of Success:**

Attendance - % of student daily attendance - 2024 Goal: 95%

**Evaluation Data Sources:** End of year attendance reports.

Strategy 1 Details	Reviews			
<p><b>Strategy 1:</b> Monthly celebrations will be provided to classrooms with the highest percentages and will include parents.  <b>Strategy's Expected Result/Impact:</b> Increase in campus attendance rate and student growth  <b>Staff Responsible for Monitoring:</b> Counselors, Administrators, Clerk</p> <p><b>TEA Priorities:</b>                      Improve low-performing schools  <b>- ESF Levers:</b>                      Lever 3: Positive School Culture  <b>Funding Sources:</b> snacks - Local - \$500</p>	<b>Formative</b>			<b>Summative</b>
	<b>Oct</b>	<b>Jan</b>	<b>Mar</b>	<b>May</b>
Strategy 2 Details	Reviews			
<p><b>Strategy 2:</b> Students will receive an attendance shirt each 9 weeks that they have perfect attendance.  <b>Strategy's Expected Result/Impact:</b> Increase in campus attendance rate and student growth  <b>Staff Responsible for Monitoring:</b> Administrators, Clerk</p> <p><b>TEA Priorities:</b>                      Improve low-performing schools  <b>- ESF Levers:</b>                      Lever 3: Positive School Culture  <b>Funding Sources:</b> shirts - Local - \$500</p>	<b>Formative</b>			<b>Summative</b>
	<b>Oct</b>	<b>Jan</b>	<b>Mar</b>	<b>May</b>
<div style="display: flex; justify-content: space-around; align-items: center;"> <span> No Progress</span> <span> Accomplished</span> <span> Continue/Modify</span> <span> Discontinue</span> </div>				