

# February 2023 Charter Panel Data Review



DIVISION OF ELEMENTARY  
& SECONDARY EDUCATION

**Matthew Sutherlin**, Coordinator of Standards and  
Systems Support & **Tiffani Grayer**, Coordinator of School  
Performance and Monitoring

# Charter School Letter Grades

- 10 Charter schools (open-enrollment and/or district conversion) earned an **F** in 2022
- 27 Charter schools (open-enrollment and/or district conversion) earned an **D** in 2022
- The list of schools is available [here](#).



# Review of Charters - Open Enrollment

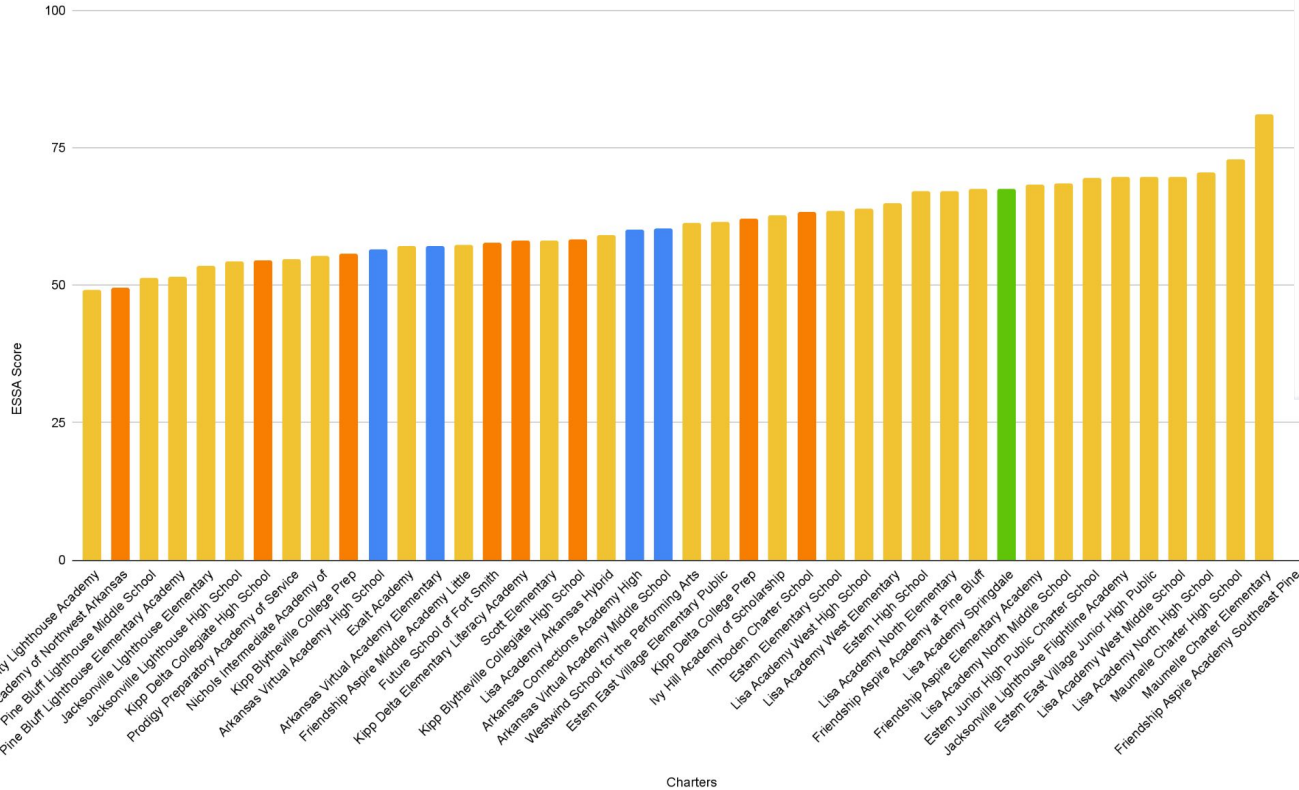
The following districts have one or more schools with a D or F for 2022.

- Academics Plus Public Charter Schools (Scott Charter School)
- Arkansas Connections Academy
- Arkansas Lighthouse Academies
- Arkansas Virtual Academy
- eStem Public Charter School
- Exalt Academy of Southwest Little Rock
- Friendship Aspire Academy Little Rock
- Future School of Fort Smith
- Hope Academy of Northwest Arkansas
- Imboden Charter School District
- KIPP Delta Public Schools
- Lisa Academy
- Scholarmade
- Westwind



# Geographic Distribution

Charter School Comparison



Virtual Schools



# Academics Plus

**Mission Statement:** The mission of Academics Plus Charter School is to provide an academically rigorous college preparatory program for all students regardless of race, ethnic origins, national background or socioeconomic level. All children can learn when challenged by high expectations. We believe that attitude, behavior, effort and attendance, as well as ability, determine academic success.

**Charter Expiration: June 30, 2030**

District LEA	Charter	School LEA	Campus	Students In Need of Support for ELA 2022 (School Level)	Students In Need of Support for Math 2022 (School Level)
6040700	Academics Plus	6040702	Maumelle Charter Elementary	16.95%	7.13%
		6040703	Maumelle Charter High School	23.71%	21.31%
		6040704	Scott Charter School	55.12%	42.52%



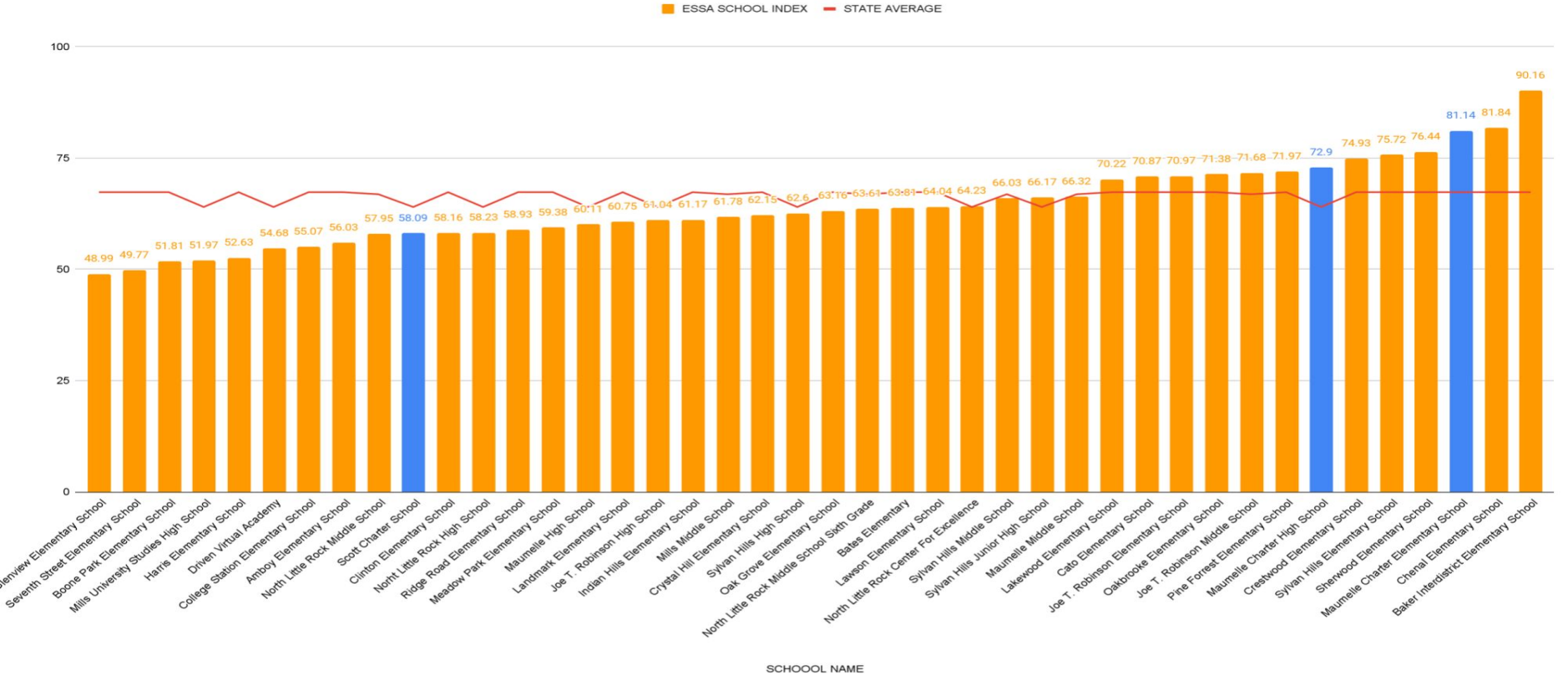
# Academics Plus

Charter School Name	Grade Span	Enrollment 2021-2022	Letter Grade 2021-22	ESSA School Index Score
Maumelle Charter Elementary	K-5	824	A	81.14
Maumelle Charter High School	6-12	643	B	72.9
Scott Charter School	K-11	211	D	58.09



# Academics Plus

ESSA SCHOOL INDEX and STATE AVERAGE



# Statistics

School Name	ESSA Score	Low Income	Average Years Teaching Experience	Student Teacher Ratio
Maumelle Charter Elementary	81.14	23%	1.72	21:1
Maumelle Charter High School	72.9	17%	1.81	7:1
Scott Charter School	58.09	69%	.78	5:1





# Arkansas Connections Academy

**Mission Statement:** Arkansas Connections Academy (ARCA) will offer families throughout the state access to a quality education by providing the personalized learning inherent in a high quality online school. ARCA will provide a complete public school experience for students in grades K-12 focusing on the students' academic growth, social and emotional needs, and post-secondary goals.

**Charter Expiration: June 30, 2026**

District LEA	Charter	School LEA	Campus	Students In Need of Support for ELA 2022 (School Level)	Students In Need of Support for Math 2022 (School Level)
0444700	Arkansas Connections Academy	0444703	Arkansas Connections Academy High	47.34%	49.74%



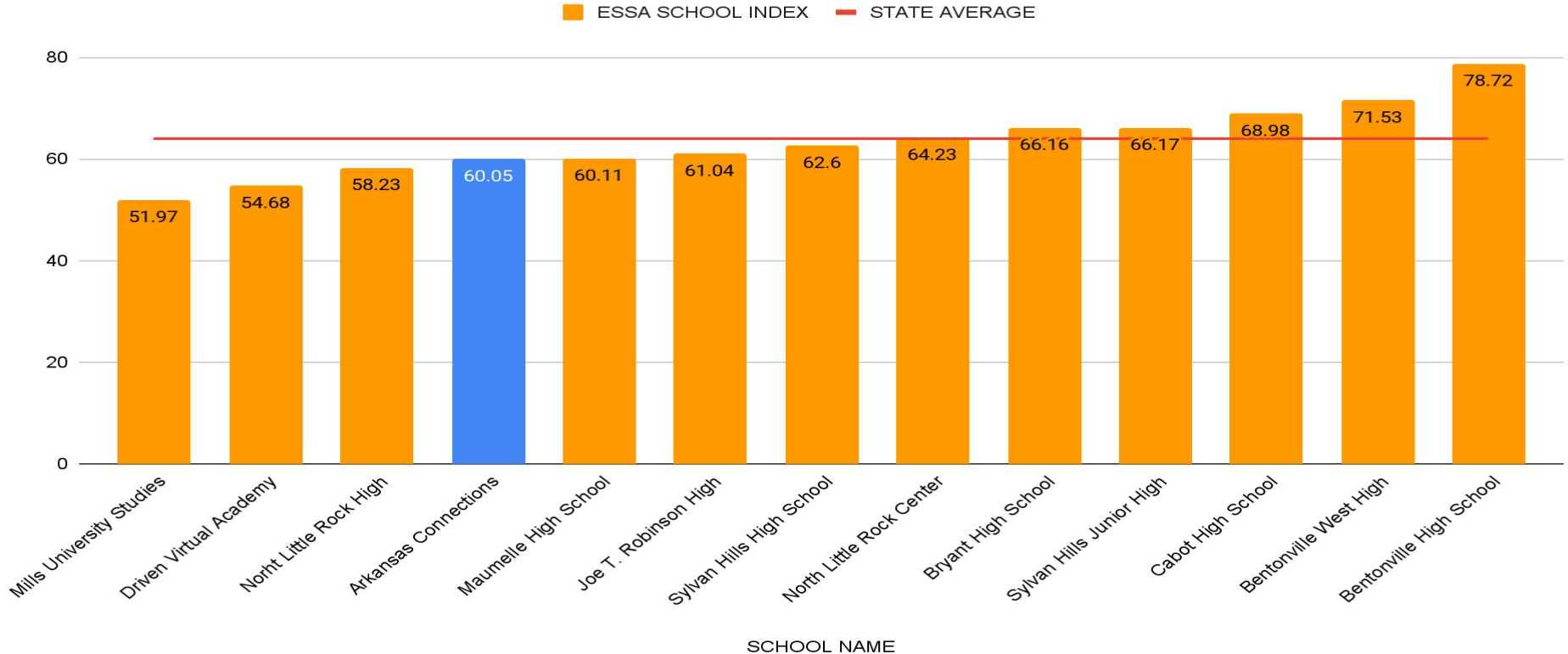
# Arkansas Connections Academy

Charter School Name	Grade Span	Enrollment 2021-2022	Letter Grade 2021-22	ESSA School Index Score
Arkansas Connections Academy High	K-12	3298	D	60.05



# Arkansas Connections Geographic Comparison

## ESSA SCHOOL INDEX and STATE AVERAGE



# Arkansas Lighthouse Academies

**Mission Statement:** Our mission is to prepare our students for college through a rigorous arts-infused program. Our vision is that all students will be taught by a highly effective teacher in a nurturing environment and will achieve at high levels. Each student will develop the knowledge, skills and values necessary for responsible citizenship and lifelong learning.

**Charter Expiration: June 30, 2027**

District LEA	Charter	School LEA	Campus	Students In Need of Support for ELA 2022 (School Level)	Students In Need of Support for Math 2022 (School Level)
6060700	Arkansas Lighthouse Academies	6050707	Capital City Lighthouse Academy	74.55%	47.28%
		6050701	Jacksonville Lighthouse Elementary Academy	73.33%	42.67%
		6050705	Jacksonville Lighthouse Flightline Academy	25.17%	29.49%
		6050703	Jacksonville Lighthouse High School Academy	64.96%	73.72%
		6050704	Pine Bluff Lighthouse Elementary Academy	80.23%	51.72%
		6050708	Pine Bluff Lighthouse Middle School Academy	71.15%	73.07%



# Arkansas Lighthouse Academies

Charter School Name	Grade Span	Enrollment 2021-2022	Letter Grade 2021-22	ESSA School Index Score
Capital City Lighthouse	K-5	120	F	49.15
Jacksonville Lighthouse Elementary	K-6	337	F	53.48
Jacksonville Lighthouse Flightline	5-8	151	C	69.74
Jacksonville Lighthouse High School	7-12	233	D	54.22
Pine Bluff Lighthouse Elementary	PK-6	154	F	51.48
Pine Bluff Lighthouse Middle School	7-8	58	F	51.32

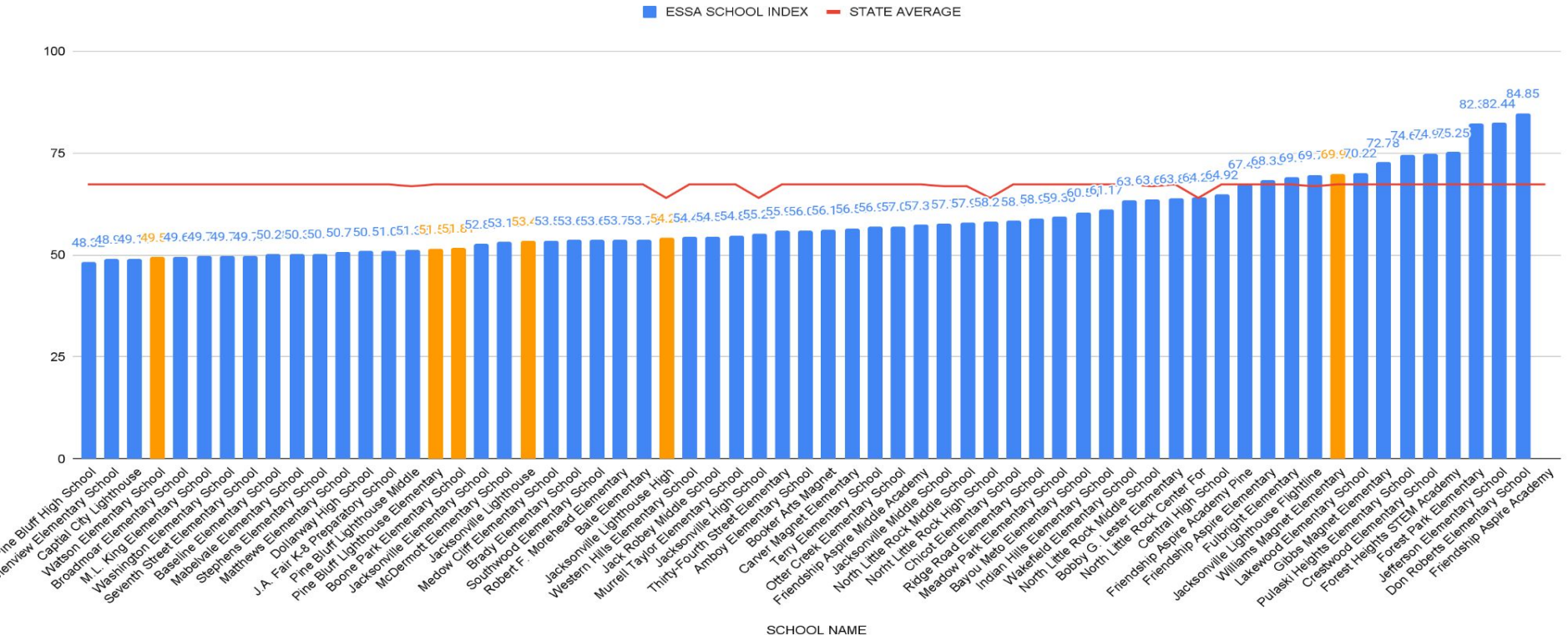


# Arkansas Lighthouse Academies



# Lighthouse Academies of Arkansas Geographic Comparison

ESSA SCHOOL INDEX and STATE AVERAGE



# Arkansas Virtual Academy (ARVA)

**Mission Statement:** Arkansas Virtual Academy will support, guide, and assist families and colleagues in a positive way through teamwork to promote academic growth that leads to high achievement for the entire Arkansas Virtual Academy community. We will do this by keeping sight of our vision and embracing change through teamwork and good communication to ensure family commitment to accomplish our purpose.

**Charter Expiration: June 30, 2026**

District LEA	Charter	School LEA	Campus	Students In Need of Support for ELA 2022 (School Level)	Students In Need of Support for Math 2022 (School Level)
		6043701	Arkansas Virtual Academy Elementary	61.80%	36.39%
		6043702	Arkansas Virtual Academy Middle School	47.57%	36.71%
6043700	Arkansas Virtual Academy	6043703	Arkansas Virtual Academy High School	45.27%	71.47%





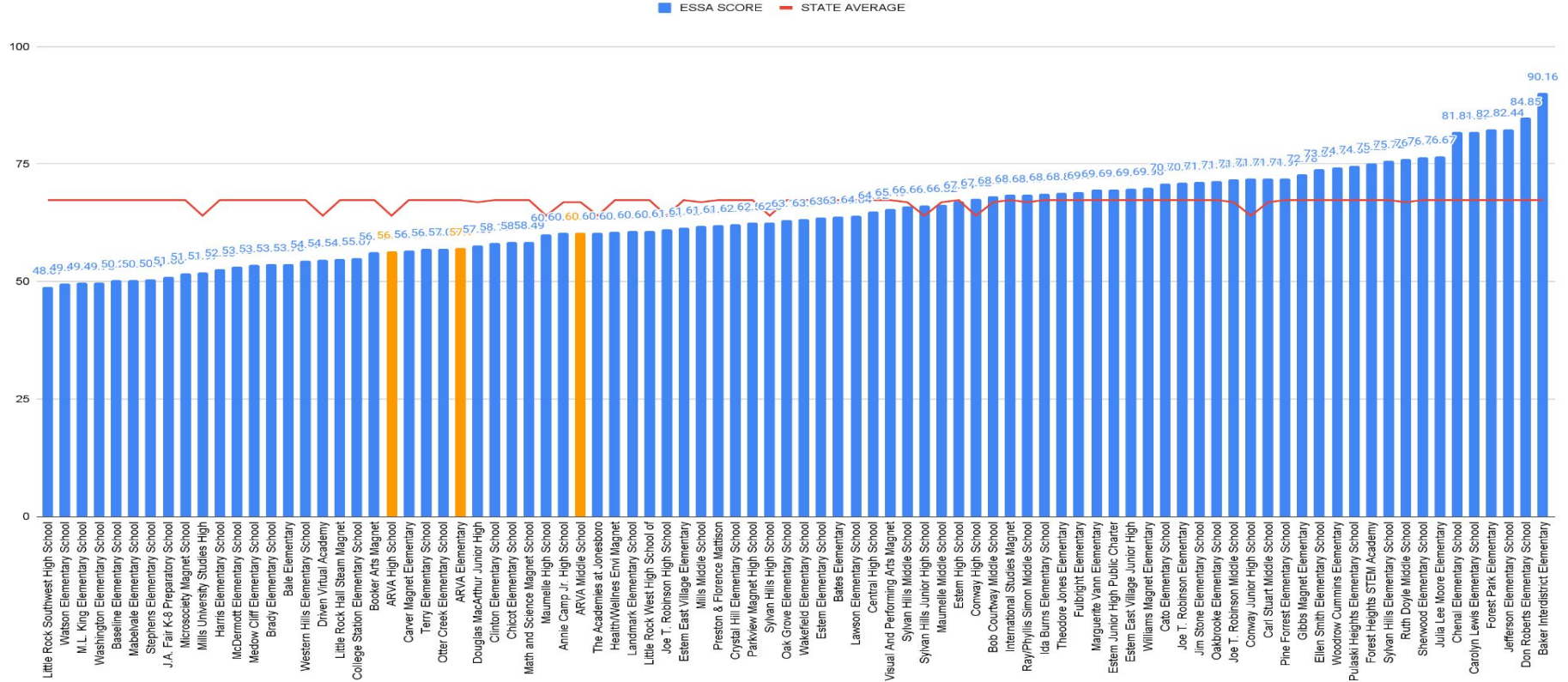
# Arkansas Virtual Academy (ARVA)

Charter School Name	Grade Span	Enrollment 2021-2022	Letter Grade 2021-22	ESSA School Index Score
Arkansas Virtual Academy Elementary	5-5	1348	F	57.1
Arkansas Virtual Academy Middle School	6-8	1079	D	60.38
Arkansas Virtual Academy High School	9-12	1496	D	56.43



# ARVA Geographic Comparison

## ESSA SCORE AND STATE AVERAGE



# ESTEM

**Mission Statement:** The mission of e-STEM Public Charter Schools, Inc. is to prepare students that are STEM literate; deeply versed in economics and business; preparing to enter a global economy well educated in international history, culture, language, protocol, and business ethics.

**Charter Expiration: June 30, 2033**

District LEA	Charter	School LEA	Campus	Students In Need of Support for ELA 2022 (School Level)	Students In Need of Support for Math 2022 (School Level)
		6047704	Estem East Village Elementary Public Charter School	51.82%	29.97%
		6047705	Estem East Village Junior High Public Charter School	33.44%	29.73%
		6047701	Estem Elementary School	45.00%	25.74%
		6047703	Estem High School	36.30%	54.16%
6047700	eStem Public Charter School	6047702	Estem Junior High Public Charter School	27.66%	33.56%



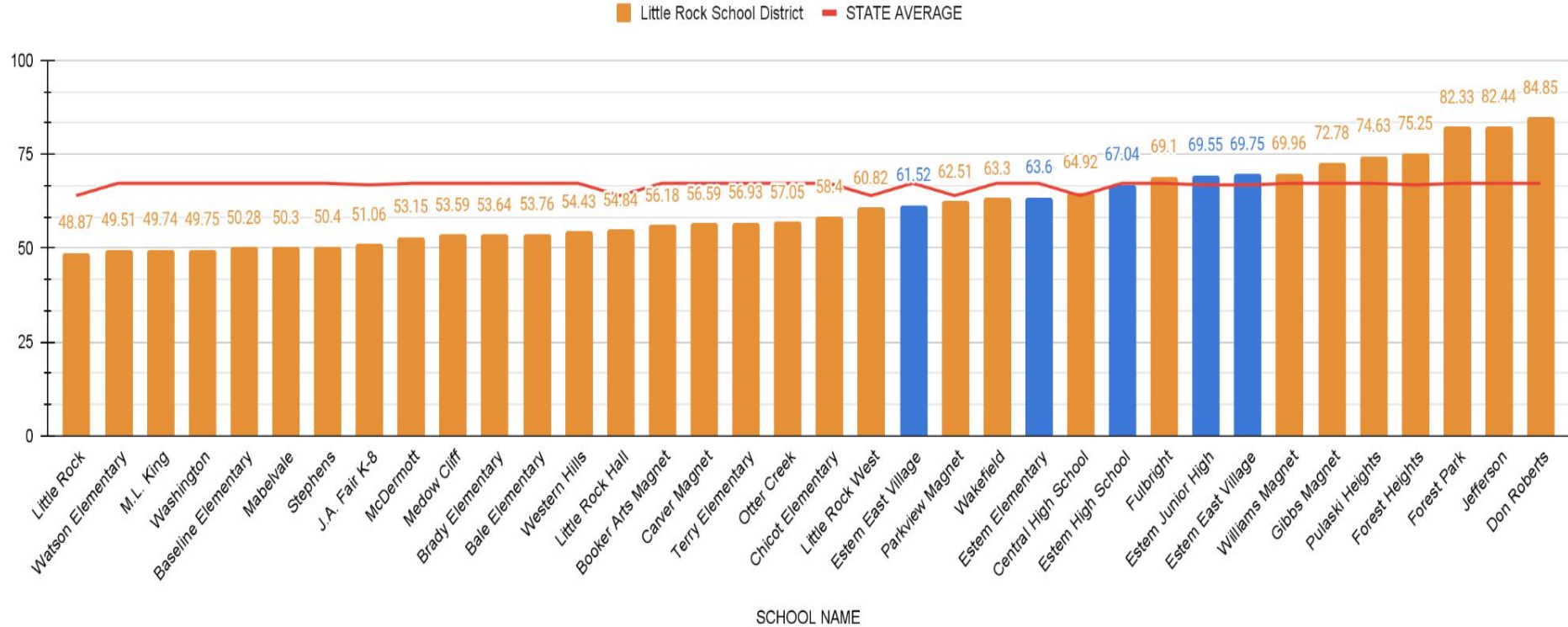
# ESTEM

Charter School Name	Grade Span	Enrollment 2021-2022	Letter Grade 2021-22	ESSA School Index Score
Estem East Village Elementary Public Charter School	K-6	799	D	61.52
Estem East Village Junior High Public Charter School	7-9	332	C	69.75
Estem Elementary School	K-6	941	D	63.6
Estem High School	10-12	505	C	67.04
Estem Junior High Public Charter School	7-9	478	C	69.55



# ESTEM

## ESSA SCHOOL INDEX AND STATE AVERAGE



# Exalt Academies of Southwest LR

**Mission Statement:** The Exalt Academy of Southwest Little Rock (EASW) will prepare students from educationally under-served areas of Southwest Little Rock for competitive colleges and advanced careers from an early age by ensuring mastery of the core subjects and developing the key behaviors required for success, citizenship and leadership in their communities and beyond.

**Charter Expiration: June 30, 2032**

District LEA	Charter	School LEA	Campus	Students In Need of Support for ELA 2022 (School Level)	Students In Need of Support for Math 2022 (School Level)
6055700	Exalt Academy of Southwest Little Rock	6055702	Exalt Academy	61.05%	43.23%



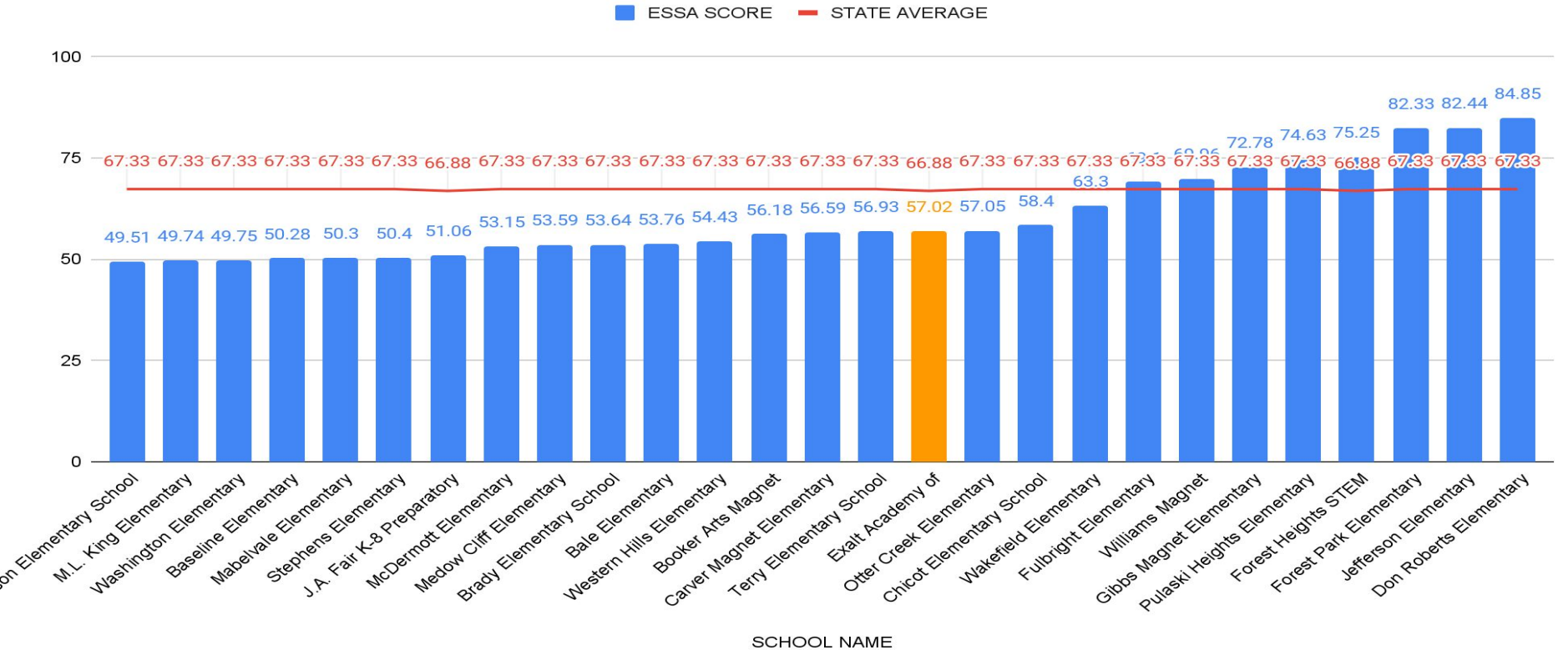
# Exalt Academies of Southwest LR

Charter School Name	Grade Span	Enrollment 2021-2022	Letter Grade 2021-22	ESSA School Index Score
Exalt Academy of Southwest Arkansas	K-8	539	D	57.02



# Exalt Academy of Southwest Little Rock Geographic Comparison

## ESSA SCORE and STATE AVERAGE





# Friendship Aspire Academies

**Mission Statement:** The school's mission is to develop scholars prepared to take the next step in their educational journeys through innovative, equitable, collaborative, and authentic experiences that develop critical thinking relevant in today's global society.

**Charter Expiration: June 30, 2033**

District LEA	Charter	School LEA	Campus	Students In Need of Support for ELA 2022 (School Level)	Students In Need of Support for Math 2022 (School Level)
6061700	Friendship Aspire Academies of Arkansas	6061701	Friendship Aspire Elementary Academy Little Rock	60.60%	26.47%
		6061702	Friendship Aspire Middle Academy Little Rock	58.46%	55.38%
		3544701	Friendship Aspire Academy at Pine Bluff	46.36%	13.63%
3545700	Friendship Aspire Academies of Arkansas	3545703	Friendship Aspire Academy Southeast Pine Bluff	N/A	N/A



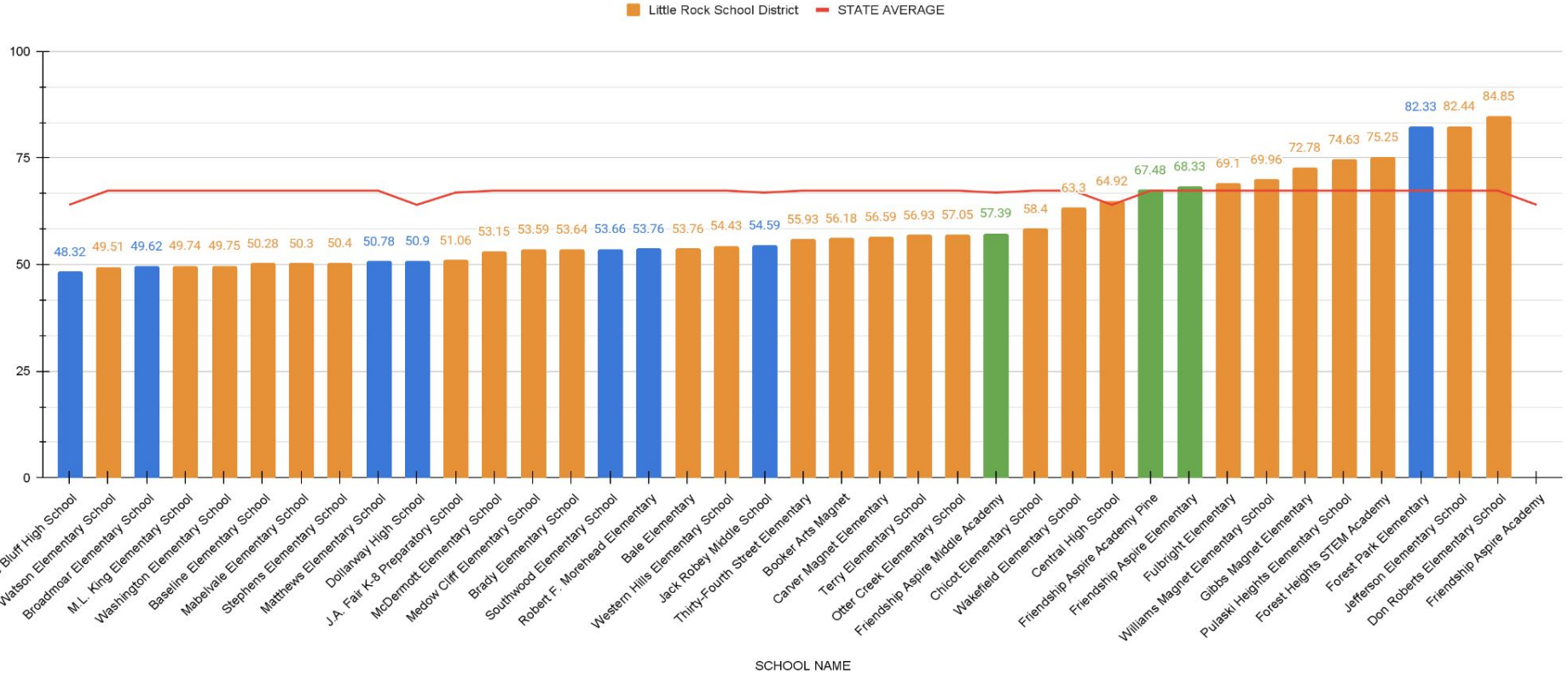
# Friendship Aspire Academies

Charter School Name	Grade Span	Enrollment 2021-2022	Letter Grade 2021-22	ESSA School Index Score
Friendship Aspire Elementary Academy Little Rock	K-5	188	C	68.33
Friendship Aspire Middle Academy Little Rock	6-8	79	D	57.39
Friendship Aspire Academy Pine Bluff	K-3	405	C	67.48
Friendship Aspire Academy Southeast Pine Bluff High	6-12	34	N/A	N/A



# Friendship Aspire Academies of AR Geographic Comparison

## ESSA SCHOOL INDEX



# Future School of Fort Smith

**Mission Statement:** Future School of Fort Smith envisions a global community where all young adults demonstrate limitless self-actualization as innovative and compassionate 21st century leaders. Our mission is to embolden students to identify their interests, cultivate relevant skills, and connect to authentic learning; graduating with three years of real-world work, volunteer and collegiate experience.

**Charter Expiration: June 30, 2026**

District LEA	Charter	School LEA	Campus	Students In Need of Support for ELA 2022 (School Level)	Students In Need of Support for Math 2022 (School Level)
6640700	Future School of Fort Smith	6640703	Future School of Fort Smith	44.00%	72.36%



# Future School of Fort Smith

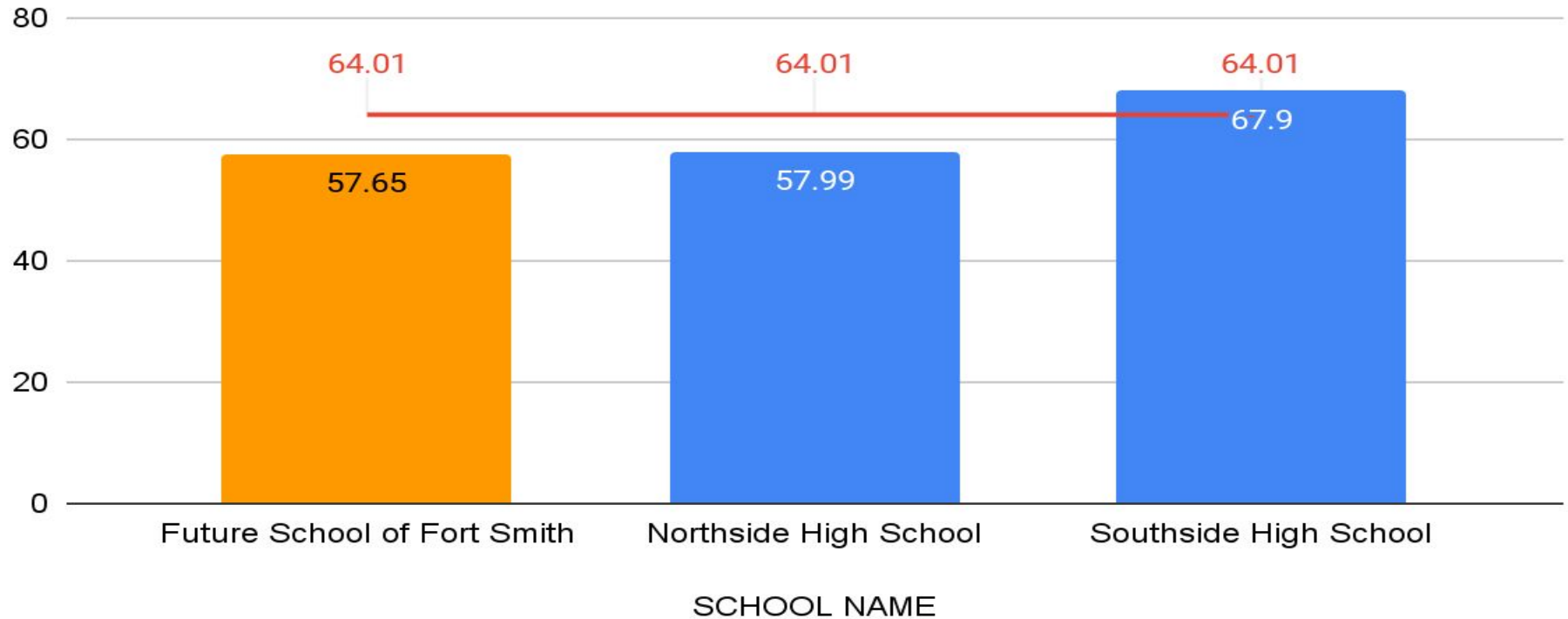
Charter School Name	Grade Span	Enrollment 2021-2022	Letter Grade 2021-22	ESSA School Index Score
Future School of Fort Smith	10-12	234	D	57.65



# Future School of Fort Smith Geographic Comparison

## ESSA SCORE and STATE AVERAGE

■ ESSA SCORE ■ STATE AVERAGE



# Hope Academy of Northwest AR

Mission: The mission of the Hope Academy of Northwest Arkansas is to provide students with a safe, positive, trauma-informed academic environment that will nurture their love for learning and confidence in life.

Charter Expiration: June 30, 2025



# Hope Academy of Northwest AR

Charter School Name	Grade Span	Enrollment 2021-2022	Letter Grade 2021-22	ESSA School Index Score
Hope Academy of Northwest Arkansas	K-4	60	F	49.62

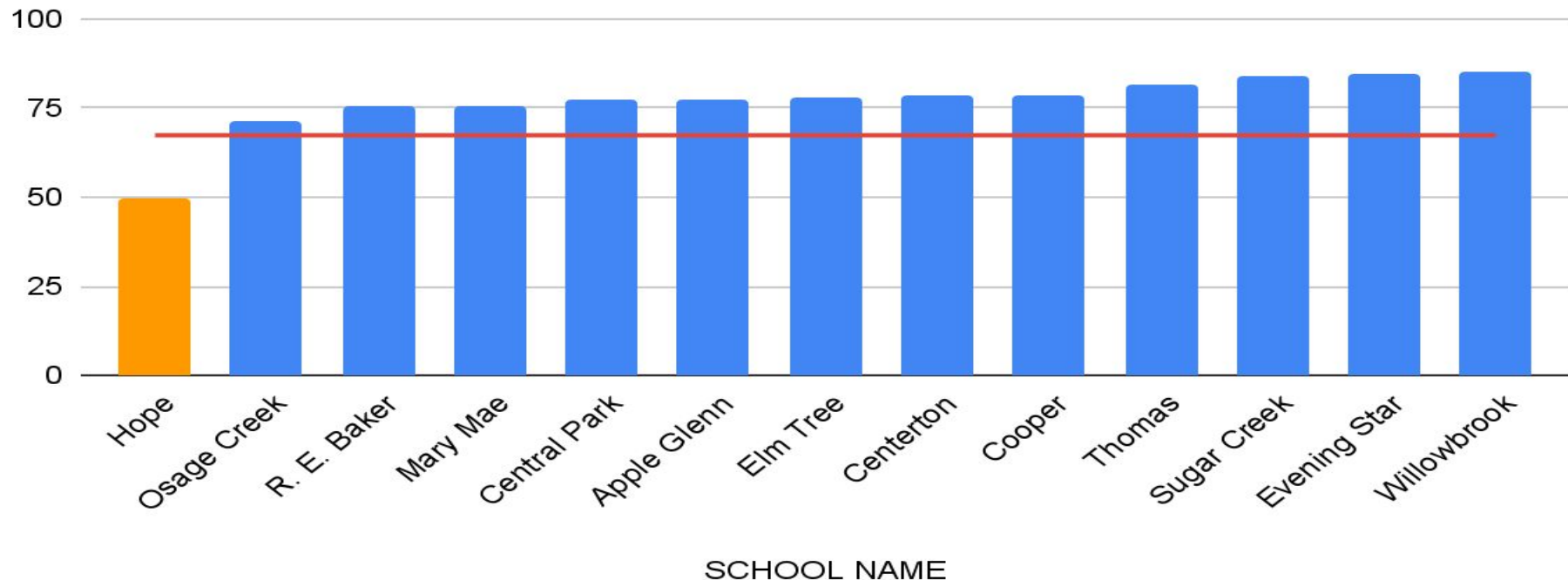




# Hope Academy of Northwest AR

## ESSA SCHOOL INDEX and STATE AVERAGE

■ ESSA SCHOOL INDEX    — STATE AVERAGE



# Imboden Charter School

**Mission Statement:** It is the mission of Imboden Area Charter School Inc. to promote restructuring of the existing educational system by demonstrating "all students can learn and achieve at high levels," when teachers utilize a rigorous and challenging academic program, along with the flexibility to accommodate different rates of learning and different styles of learning in a democratic environment..

**Charter Expiration: June 30, 2026**

District LEA	Charter	School LEA	Campus	Students In Need of Support for ELA 2022 (School Level)	Students In Need of Support for Math 2022 (School Level)
3840700	Imboden Area Charter School	3840701	Imboden Area Charter	51.61%	35.48%



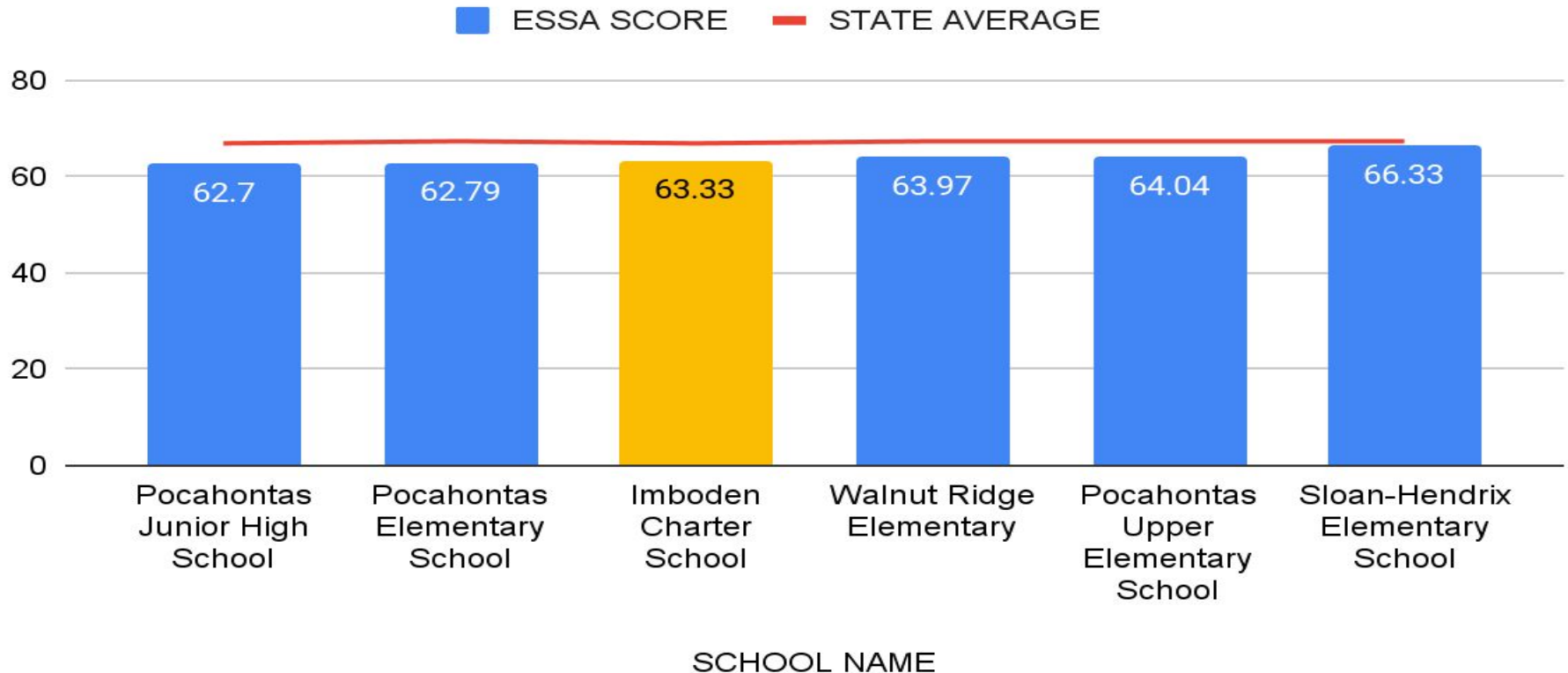
# Imboden Charter School

Charter School Name	Grade Span	Enrollment 2021-2022	Letter Grade 2021-22	ESSA School Index Score
Imboden Charter School	K-8	54	D	63.33



# Imboden Charter School Geographic Comparison

## ESSA SCORE and STATE AVERAGE



# KIPP DELTA

**Mission Statement:** The mission of KIPP Delta Public Schools is to create and support schools that empower students from underserved communities to develop the knowledge, skills, and character traits necessary to pursue a college education and a life of value, joy, and integrity.

**Charter Expiration: JUNE 30, 2028**

District LEA	Charter	School LEA	Campus	Students In Need of Support for ELA 2022 (School Level)	Students In Need of Support for Math 2022 (School Level)
		5440701	Kipp Delta Elementary Literacy Academy	61.39%	37.88%
		5440705	Kipp Blytheville College Prep	68.31%	34.65%
		5440702	Kipp Delta College Prep	49.43%	39.32%
		5440703	Kipp Delta Collegiate High School	66.35%	79.62%
5440700	Kipp Delta	5440706	Kipp Blytheville Collegiate High School	53.94%	64.47%



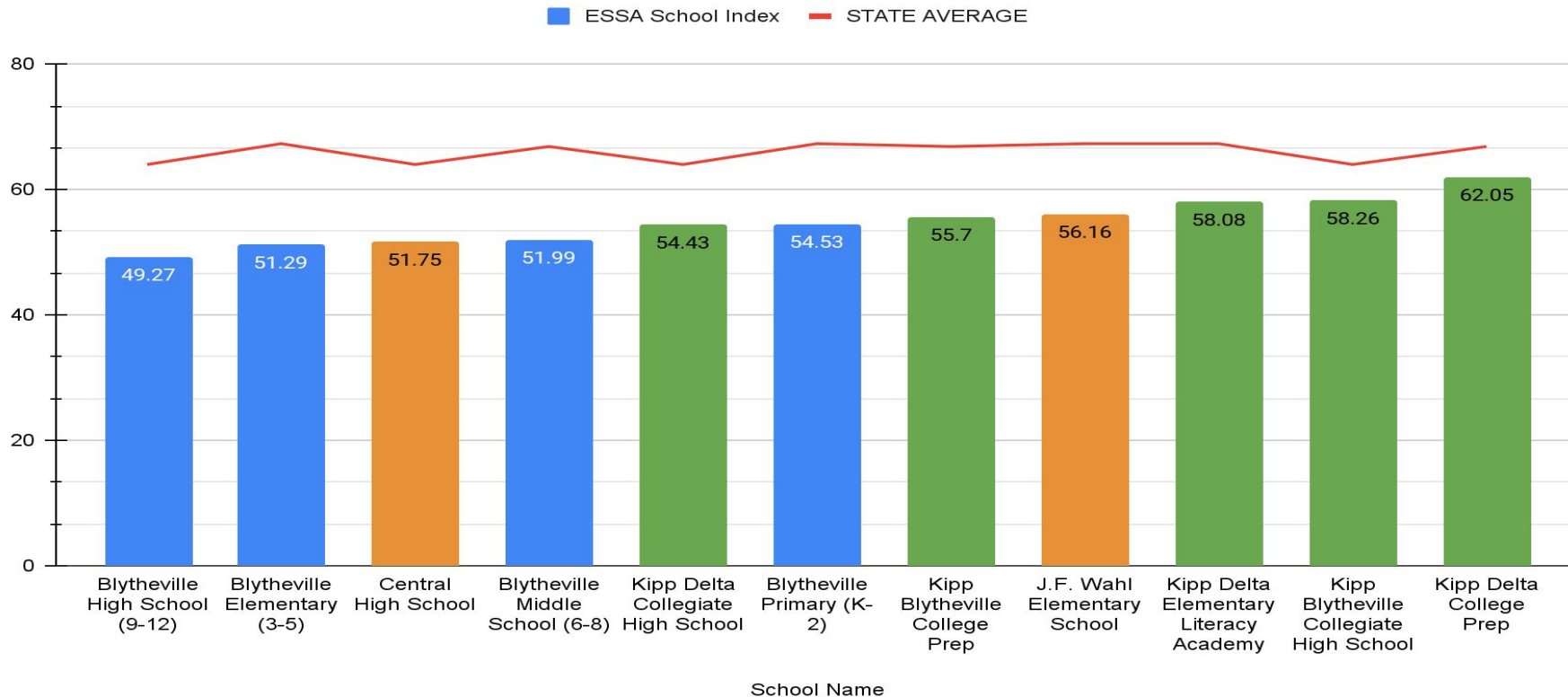
# KIPP DELTA

Charter School Name	Grade Span	Enrollment 2021-2022	Letter Grade 2021-22	ESSA School Index Score
Kipp Delta Elementary Literacy Academy	PK-5	347	F	58.08
Kipp Blytheville College Prep	K-6	234	F	55.7
Kipp Delta College Prep	6-8	198	D	62.05
Kipp Delta Collegiate High School	9-12	191	D	54.43
Kipp Blytheville Collegiate High School	7-12	121	D	58.26



# KIPP Delta Geographic Comparison

## ESSA School Index



# Lisa Academy

**Mission:** It is the mission of LISA Academy to provide an academically rigorous college preparatory program, in partnership with students, families, and the community, and guide all students in gaining knowledge, skills, and the attitude necessary to direct their lives, improve a diverse society, and excel in a changing world by providing dynamic, resource-rich learning environments.

**Charter Expiration: June 30, 2030**

District LEA	Charter	School LEA	Campus	Students In Need of Support for ELA 2022 (School Level)	Students In Need of Support for Math 2022 (School Level)
		6041707	Lisa Academy West Elementary	48.26%	20.00%
		6041702	Lisa Academy West Middle	30.04%	24.89%
		6041703	Lisa Academy West High	49.52%	51.65%
		6041701	Lisa Academy North Elementary	43.26%	17.64%
		6041705	Lisa Academy North Middle	37.88%	21.05%
		6041706	Lisa Academy North High	39.87%	38.60%
		6041708	Lisa Academy Springdale	41.84%	17.39%
6041700	Lisa Academy	6041709	Lisa Academy Arkansas Hybrid School	53.96%	55.55%



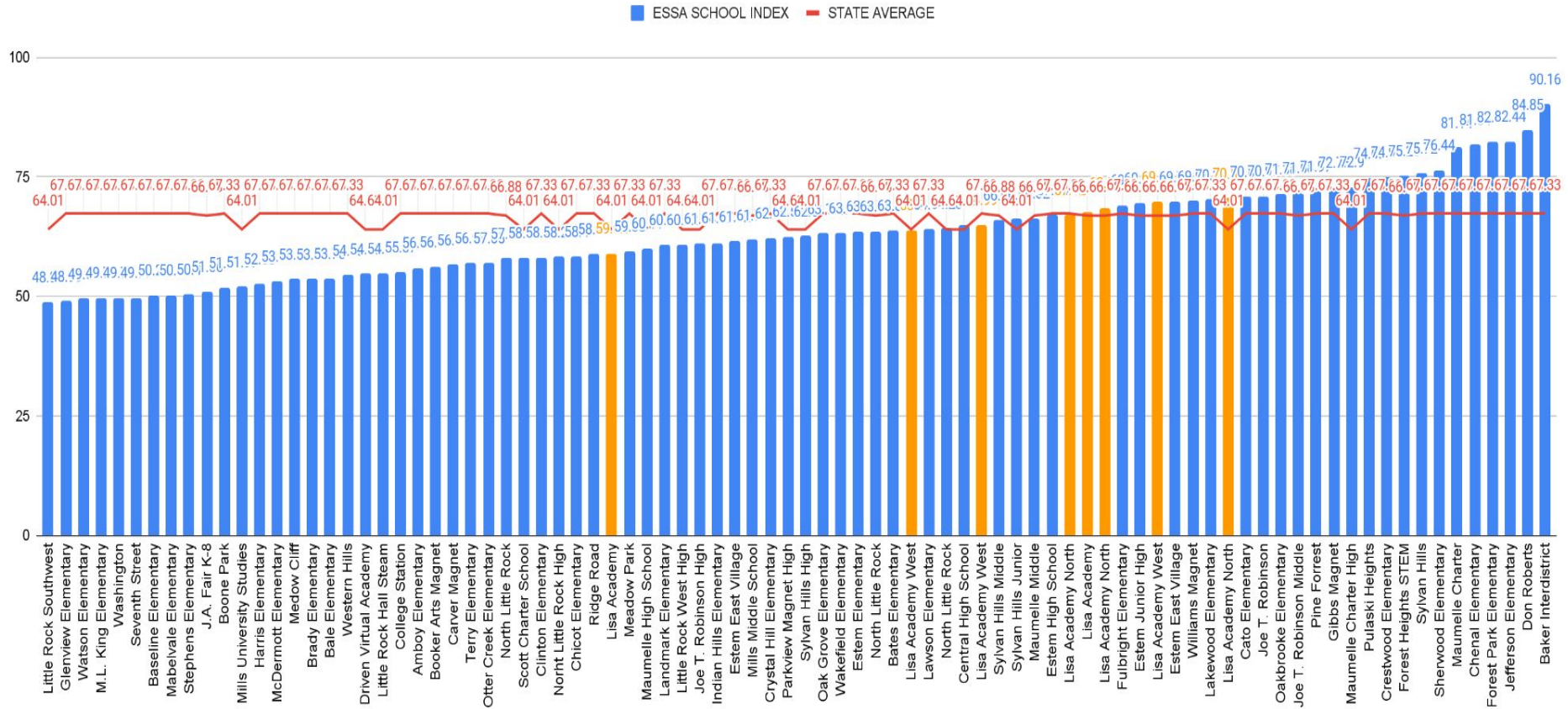


# Lisa Academy

Charter School Name	Grade Span	Enrollment 2021-2022	Letter Grade 2021-22	ESSA School Index Score
Lisa Academy Arkansas Hybrid	K-12	111	D	59.02
Lisa Academy North Elementary	K-5	754	C	67.12
Lisa Academy North High School	9-12	283	B	70.51
Lisa Academy North Middle School	6-8	370	C	68.53
Lisa Academy Springdale	K-8	286	C	67.59
Lisa Academy West Elementary	K-5	649	C	64.99
Lisa Academy West High School	9-12	448	C	63.9
Lisa Academy West Middle School	6-8	517	C	69.75



# Lisa Academy



# Scholarmade

**Mission Statement:** Our mission is to prepare children through effective teaching to be self-confident, intellectually inquisitive, emotionally intelligent, and academically competent beings through effective instruction and innovative leadership. Our children will be innovative leaders and problem solvers who improve conditions for our local, state and global communities.

**Charter Expiration: June 30, 2030**

District LEA	Charter	School LEA	Campus	Students In Need of Support for ELA 2022 (School Level)	Students In Need of Support for Math 2022 (School Level)
	ScholarMade Achievement Place	6060701	Ivy Hill Academy of Scholarship	74.54%	23.63%
		6060702	Nichols Intermediate Academy of Leadership	66.67%	37.39%
6060700		6060703	Prodigy Preparatory Academy of Service	59.67%	56.45%



# Scholarmade

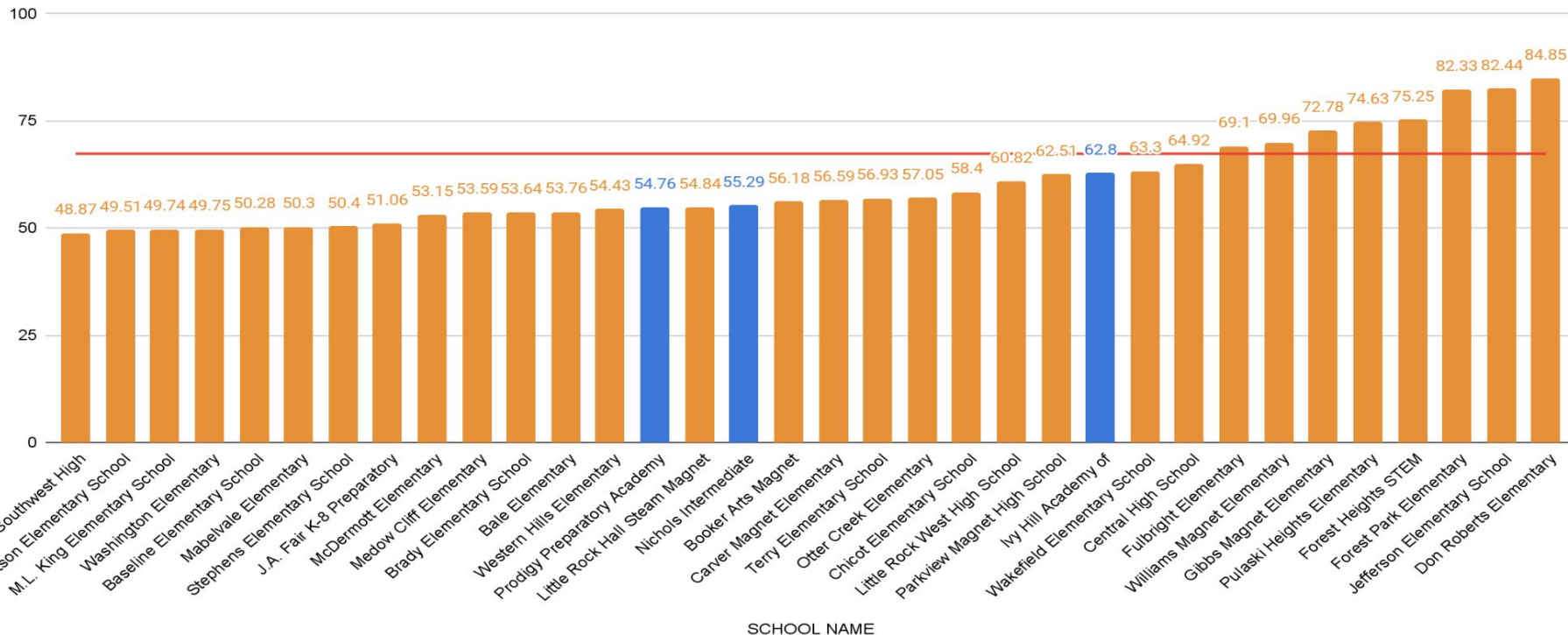
Charter School Name	Grade Span	Enrollment 2021-2022	Letter Grade 2021-22	ESSA School Index Score
Ivy Hill Academy of Scholarship	K-3	189	D	62.8
Nichols Intermediate Academy of Leadership	4-6	135	F	55.29
Prodigy Preparatory Academy of Service	7-9	67	D	54.76



# Scholarmade Geographic Comparison

## ESSA SCHOOL INDEX AND STATE AVERAGE

Little Rock School District STATE AVERAGE



# Westwind School for the Performing Arts

**Mission Statement:** The mission of Westwind School for Performing Arts is to provide an equitable and engaging educational experience that is enhanced by the arts. We believe that by establishing strong connections between students and the performing arts community, students will embrace the belief that learning is a creative and enlightening process.

**Charter Expiration: June 30, 2026**

District LEA	Charter	School LEA	Campus	Students In Need of Support for ELA 2022 (School Level)	Students In Need of Support for Math 2022 (School Level)
6063700	Westwind School for Performing Arts	6063702	Westwind School for Performing Arts	43.10%	39.65%



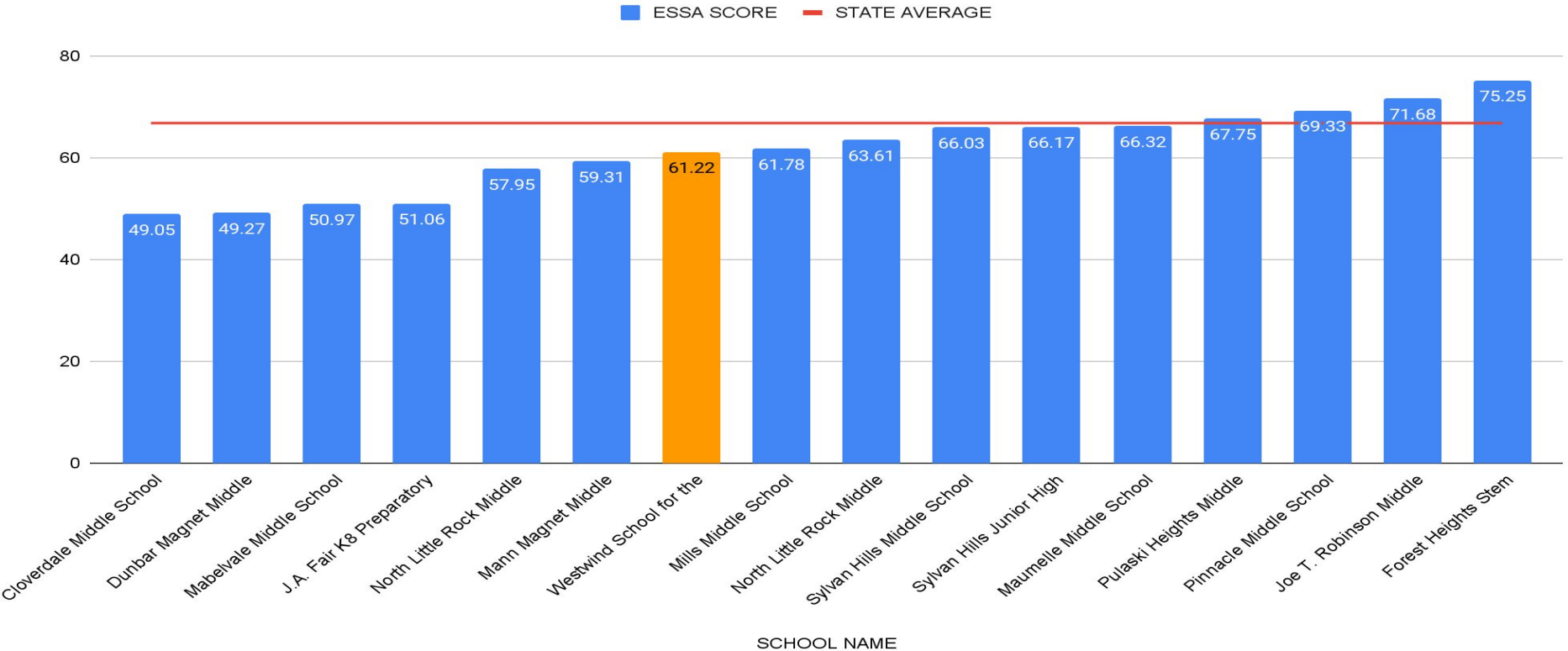
# Westwind School for the Performing Arts

Charter School Name	Grade Span	Enrollment 2021-2022	Letter Grade 2021-22	ESSA School Index Score
Westwind School For the Performing Arts	6-8	63	D	61.22



# Westwind School for the Performing Arts Geographic Comparison

## ESSA SCORE and STATE AVERAGE





# Review of Charters - District Conversion

The following districts have one or more schools with a D or F for 2022.

- Hot Springs
- Lincoln
- Mena
- PCSSD
- Rivercrest
- Van Buren
- Waldron
- Warren
- West Memphis



# Polk County Virtual Academy

5703703 - Polk County Virtual Academy  
5703000 - Mena School District

## Understanding Weighted Achievement

Grade Range: K-12  
Grade Span: 3 - High School Level

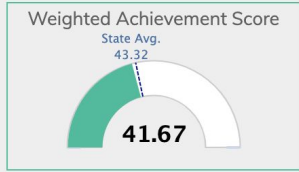
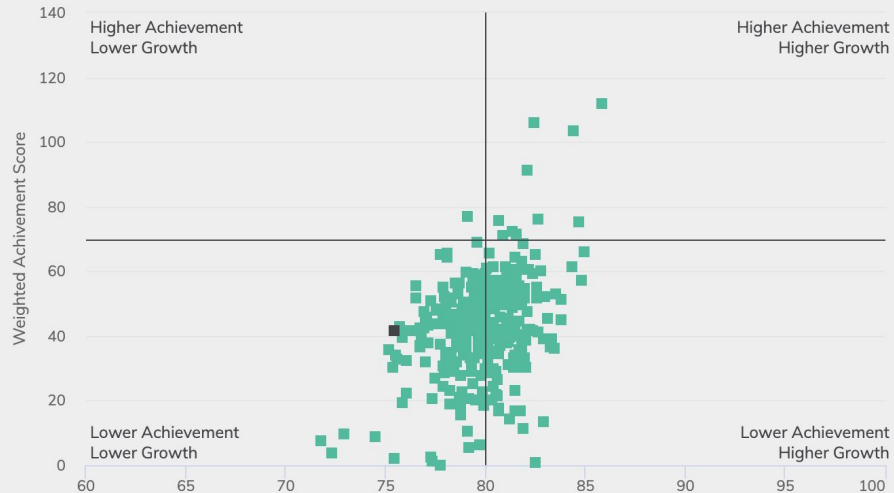


Chart Data



Mission:

Enrollment:

Expiration:

Students In Need of Support in ELA 2022 (School Level)	Students In Need of Support in Math 2022 (School Level)
0.00%	33.33%

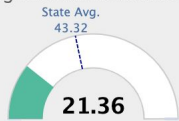


# The Academies of West Memphis

1803703 - The Academies of West Memphis Charter School  
 1803000 - West Memphis School District

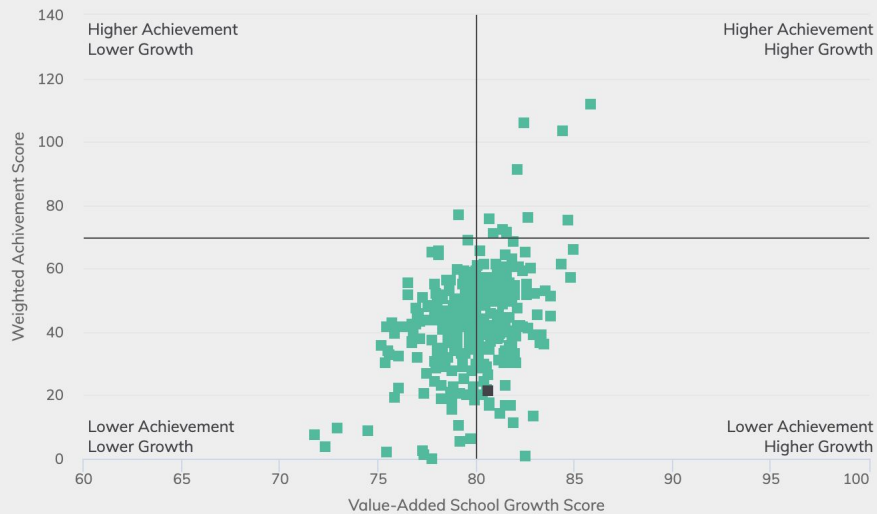
## Understanding Weighted Achievement

Weighted Achievement Score



Grade Range 10-12  
 Grade Span 3 - High School Level

Chart Data



Students In Need of Support in ELA 2022 (School Level)	Students In Need of Support in Math 2022 (School Level)
64.40%	78.30%



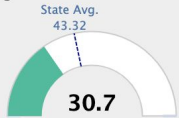
# Academies at Rivercrest

## 4706703 - Academies At Rivercrest High School

4706000 - Rivercrest School District

### Understanding Weighted Achievement

#### Weighted Achievement Score



Grade Range

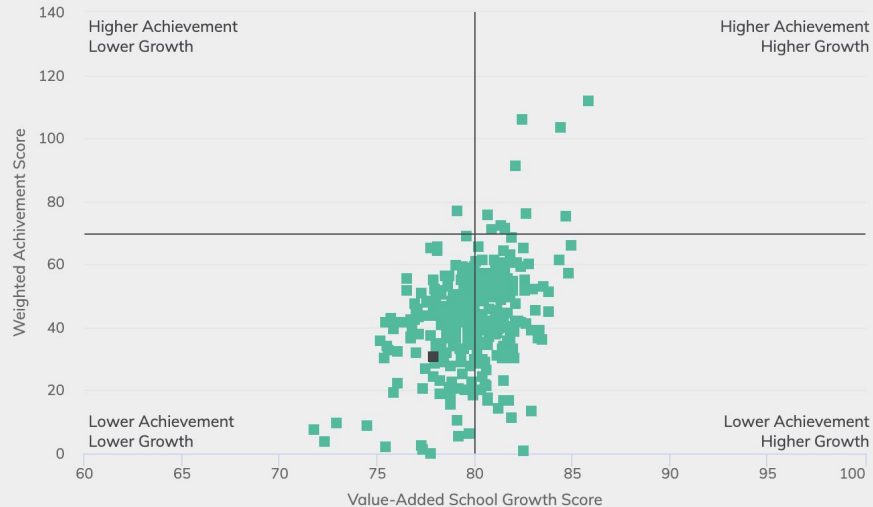
9-12

Grade Span

3 - High School Level

Chart

Data



Students In Need  
of Support in ELA  
2022 (School  
Level)

49.40%

Students In Need  
of Support in  
Math 2022  
(School Level)

73.94%



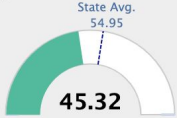
# Warren Middle School

0602702 - Warren Middle School

0602000 - Warren School District

## Understanding Weighted Achievement

Weighted Achievement Score



Grade Range

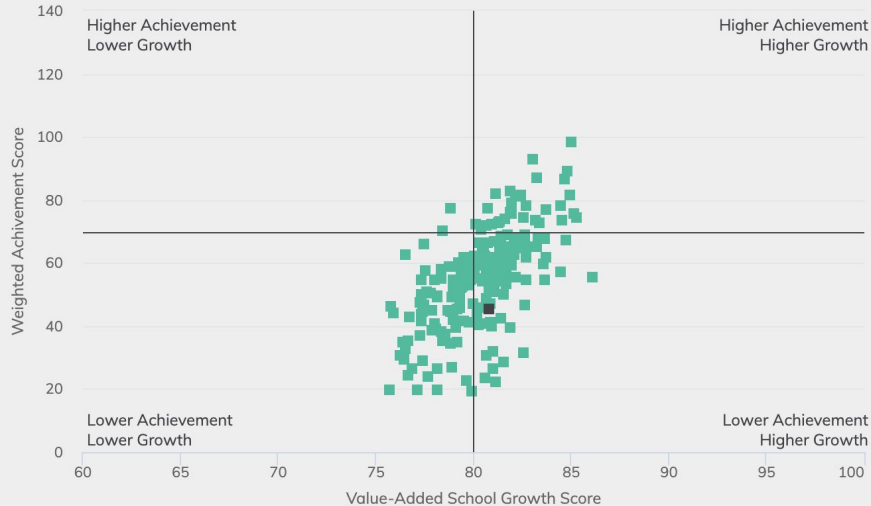
6-8

Grade Span

2 - Middle Level

Chart

Data



Students In Need of Support in ELA 2022 (School Level)	Students In Need of Support in Math 2022 (School Level)
54.67%	30.03%



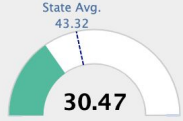
# Lincoln High School

7205706 - Lincoln High School

7205000 - Lincoln School District

## Understanding Weighted Achievement

Weighted Achievement Score



Grade Range

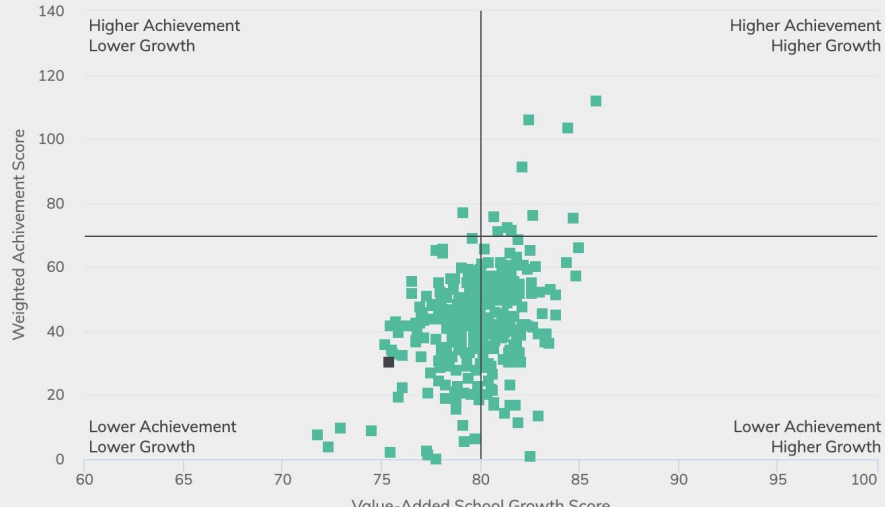
9-12

Grade Span

3 - High School Level

Chart

Data



Students In Need  
of Support in ELA  
2022 (School  
Level)

57.99%

Students In Need  
of Support in  
Math 2022  
(School Level)

68.05%



# Adventure Online Academy

6401703 - Adventure Online Academy

6401000 - Waldron School District

## Understanding Weighted Achievement

Grade Range: K-12  
Grade Span: 3 - High School Level

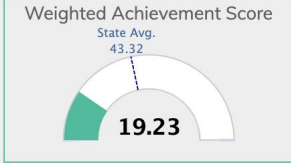
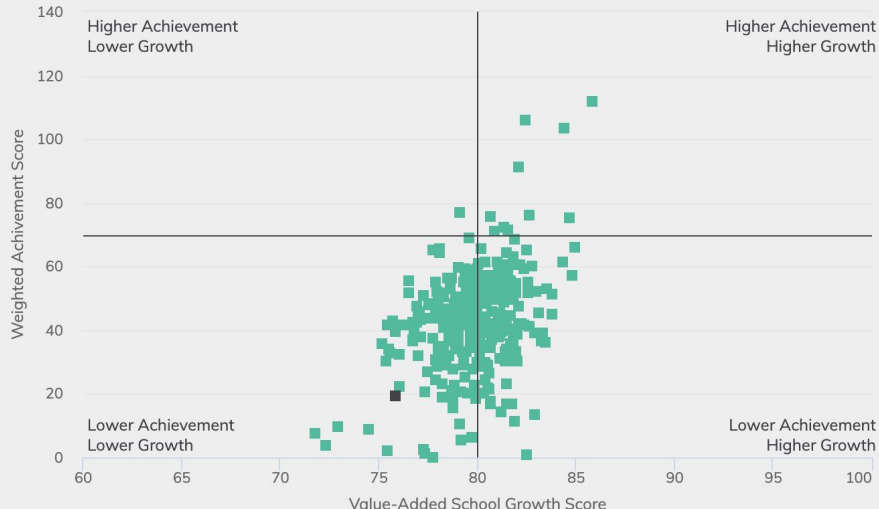


Chart Data



Students In Need of Support in ELA 2022 (School Level)	Students In Need of Support in Math 2022 (School Level)
66.60%	83.30%

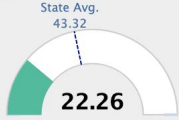


# Driven Virtual Academy

6003703 - Driven Virtual Academy  
6003000 - Pulaski County Special School District

## Understanding Weighted Achievement

Weighted Achievement Score



Grade Range

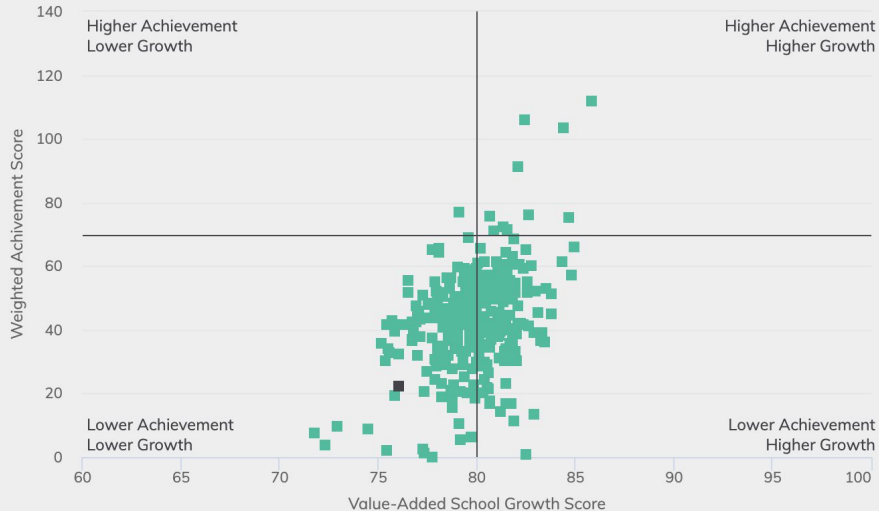
K-12

Grade Span

3 - High School Level

Chart

Data



Students In Need  
of Support in ELA  
2022 (School  
Level)

57.21%

Students In Need  
of Support in  
Math 2022  
(School Level)

53.84%





# Hot Springs World Class High School

2603703 - Hot Springs World Class High School

2603000 - Hot Springs School District

## Understanding Weighted Achievement

Weighted Achievement Score

State Avg.  
43.32

26.47

Grade Range

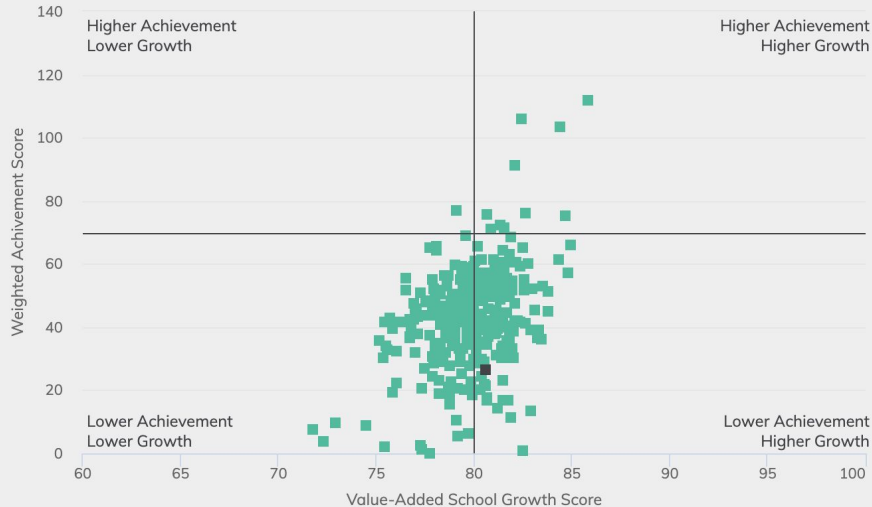
10-12

Grade Span

3 - High School Level

Chart

Data



Students In Need  
of Support in ELA  
2022 (School  
Level)

55.88%

Students In Need  
of Support in  
Math 2022  
(School Level)

77.45%



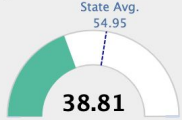
# Hot Springs Junior Academy

2603702 - Hot Springs Junior Academy

2603000 - Hot Springs School District

## Understanding Weighted Achievement

Weighted Achievement Score



Grade Range

7-9

Grade Span

2 - Middle Level

Chart

Data



Students In Need  
of Support in ELA  
2022 (School  
Level)

45.44%

Students In Need  
of Support in  
Math 2022  
(School Level)

51.80%



# Decline in Letter Grade from 2019 to 2022

The following data may apply to both open-enrollment and district conversion charter schools.

- 4 schools declined from a D to an F
- 1 school declined from a C to an F
- 7 schools declined from a C to a D
- 1 school declined from an A to a D

The list of schools is available [here](#).



# Charter Schools Exempt from Letter Grades

- Graduate Arkansas Charter High (6052703)
- Premier High School of Little Rock (6053703)
- Premier High School of Texarkana (6053709)
- Premier High School of Fort Smith (6053706)
- Premier High School Online (6053712)
- Premier High School of North Little Rock (6062703)
- Premier High School of Springdale (7242703)
- The Excel Center (6058703)
- Cabot Panther Academy (4304703)
- Guy Berry College and Career Academy (0303706)



# Open Enrollment Schools Exempt From Letter Grades

District LEA	Charter	School LEA	Campus	Students In Need of Support for ELA 2022 (School Level)	Students In Need of Support for Math 2022 (School Level)
6052700	Graduate Arkansas	6052703	Graduate Arkansas	100.00%	100.00%
	Premier High Schools of Arkansas	6053703	Premier High School of Little Rock	100.00%	100.00%
		6053709	Premier High School of Texarkana	New School	New School
		6053706	Premier High School of Fort Smith	New School	New School
6053700		6053712	Premier High School of Virtual Academy	New School	New School
6062700		Premier High School of North Little Rock	6062703	Premier High School of North Little Rock	86.11%
7242700	Premier High School of Springdale	7242703	Premier High School of Springdale	50.00%	75.00%
6058700	The Excel Center	6058703	The Excel Center	N/A	N/A



# District Conversion Schools Exempt From Letter Grades

School LEA	Charter	Students In Need of Support in ELA 2022 (School Level)	Students In Need of Support in Math 2022 (School Level)
4304703	Cabot Panther Academy	45.50%	54.50%
0303706	Guy Berry College and Career Academy (Mountain Home)	New School	New School

