

Executive Summary Finance Committee Meeting

DATE: January 18, 2024

TOPIC: Comprehensive District Software Inventory Report

PREPARED BY: Jordan Stephen

Recommended for:

- Action
- Discussion
- Information

Purpose/Background:

The purpose of this report and presentation is to provide a comprehensive overview of the various software packages, applications and websites which are utilized within Lincolnwood School District. This report goes beyond the general summary of numbers, but provides a thorough understanding of our software assets.

The attached charts and graphs provide information such as software titles, brief descriptions, and yearly costs. Changes in the percentage of costs over the last two years are also highlighted as it is important to consider external factors such as inflation that may contribute to increases in software costs.

The report also details in which building and which disciplines each of the software titles are being used and its application within the curriculum. Additionally, it provides a breakdown of the cost per student in each school, which helps in assessing the cost-effectiveness of the software.

It's important to note that individual IOS apps for iPads are not included in these initial categories as the District owns hundreds of IOS applications, some with more than a thousand licenses. Pricing for these apps is calculated differently, as it can contain educational discounts and is usually a one-time purchase. Many of these applications are free but may require additional paid components for full utilization. A list of currently used IOS applications are detailed in this report.

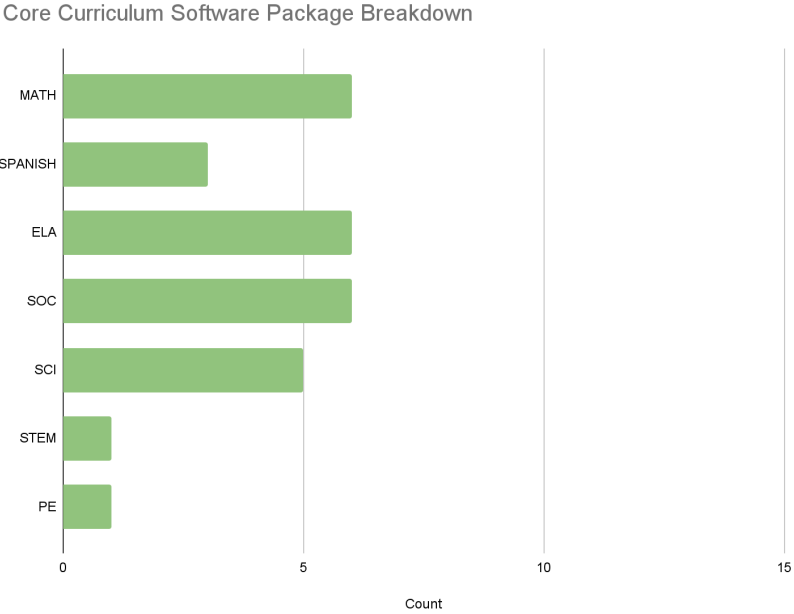
These titles are divided into four main categories, which include: Curriculum Tools, Supplemental Software, Assessment Tools, and Technology Operations.

Curriculum Tools:

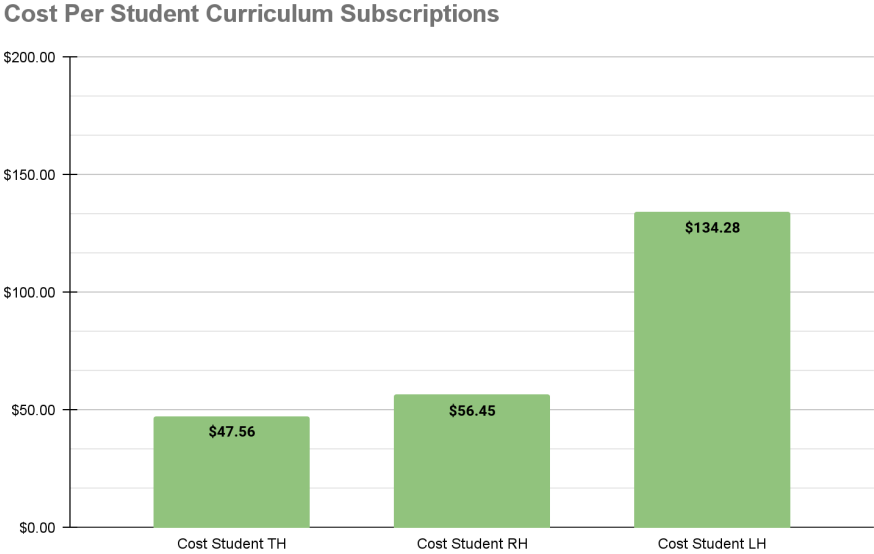
These software packages, even if acquired through different departments like Mathematics, Science, or Language Arts, all have significant technology components and are especially important, given our one-to-one personal learning device program, which extends throughout the District.

CORE CURRICULUM SOFTWARE	Description		23-24	23-23	TH	RH	LH	Dist
Carnegie Learning Math Grades 6-8	Math Curriculum	100%	\$17,714.33	\$0.00	\$0.00	\$0.00	\$44.18	\$0.00
EntreCulturas 1 by Wayside Publishing 6-8	Foreign Language	0%	\$7,294.00	\$7,294.00	\$0.00	\$0.00	\$18.19	\$0.00
Everyday Math ConnectED 4th edition	Math Curriculum	0%	\$0.00	\$0.00	\$0.00	\$0.00	\$0.00	\$0.00
Everyday Speech	EL Curriculum Supports	100%	\$1,344.00	\$0.00	\$0.00	\$0.00	\$0.00	\$1.09
IMPACT Social Studies Grade 3 by McGraw-Hill	Social Science	0%	\$1,455.00	\$1,455.00	\$0.00	\$3.99	\$0.00	\$0.00
IMPACT Social Studies Grade 4 by McGraw-Hill	Social Science	0%	\$1,861.00	\$1,861.00	\$0.00	\$5.10	\$0.00	\$0.00
IMPACT Social Studies Grade 5 by McGraw-Hill	Social Science	0%	\$2,066.00	\$2,066.00	\$0.00	\$5.66	\$0.00	\$0.00
iScience Earth & Space by McGraw-Hill	Science Materials	0%	\$5,000.00	\$5,000.00	\$0.00	\$0.00	\$12.47	\$0.00
iScience Life by McGraw-Hill	Science Materials	0%	\$5,000.00	\$5,000.00	\$0.00	\$0.00	\$12.47	\$0.00
iScience Physical by McGraw-Hill	Science Curriculum	0%	\$5,425.00	\$5,425.00	\$0.00	\$0.00	\$13.53	\$0.00
Math Course 1-3 Glencoe 6-8 by McGraw-Hill	Math Curriculum	0%	\$0.00	\$7,300.00	\$0.00	\$0.00	\$0.00	\$0.00
MyMath Grades 3-5 McGraw Hill	Math Curriculum	0%	\$8,700.00	\$8,700.00	\$0.00	\$23.84	\$0.00	\$0.00
MyMath Grades K-2 McGraw Hill	Math Curriculum	0%	\$8,700.00	\$8,700.00	\$20.91	\$0.00	\$0.00	\$0.00
Mystery Science RH	Science Curriculum	0%	\$4,500.00	\$4,500.00	\$0.00	\$12.33	\$0.00	\$0.00
Mystery Science TH	Science Curriculum	0%	\$4,500.00	\$4,500.00	\$10.82	\$0.00	\$0.00	\$0.00
My World Grade K by McGraw-Hill	Social Science	0%	\$1,333.00	\$1,333.00	\$3.20	\$0.00	\$0.00	\$0.00
My World Grade 1 by McGraw-Hill	Social Science	0%	\$1,560.00	\$1,560.00	\$3.75	\$0.00	\$0.00	\$0.00
My World Grade 2 by McGraw-Hill	Social Science	0%	\$1,385.00	\$1,385.00	\$3.33	\$0.00	\$0.00	\$0.00
Number Worlds by McGraw-Hill	Math Curriculum	0%	\$0.00	\$0.00	\$0.00	\$0.00	\$0.00	\$0.00
Pearson Easy Bridge for Realize	ELA Curriculum	0%	\$0.00	\$0.00	\$0.00	\$0.00	\$0.00	\$0.00
PLTW (Project Lead The Way)	STEM Curriculum	0%	\$2,850.00	\$2,850.00	\$0.00	\$0.00	\$0.00	\$2.30
Quaver Ed	Music Curriculum	0%	\$2,500.00	\$2,500.00	\$0.00	\$0.00	\$6.23	\$0.00
Realidades via Realize	Foreign Language	0%	\$0.00	\$0.00	\$0.00	\$0.00	\$0.00	\$0.00
Spark PE/Health	Physical fitness & state reporting	0%	\$2,667.00	\$2,667.00	\$0.00	\$0.00	\$0.00	\$2.15
Voices and Perspectives Grade 6 by McGraw-Hill	ELA Curriculum	0%	\$2,290.00	\$2,290.00	\$0.00	\$0.00	\$5.71	\$0.00
Voices and Perspectives Grade 7 by McGraw-Hill	ELA Curriculum	0%	\$2,900.00	\$2,900.00	\$0.00	\$0.00	\$7.23	\$0.00
Voices and Perspectives Grade 8 by McGraw-Hill	ELA Curriculum	0%	\$3,000.00	\$3,000.00	\$0.00	\$0.00	\$7.48	\$0.00
Voces (Spanish Novice)	Foreign Language	0%	\$499.00	\$499.00	\$0.00	\$0.00	\$1.24	\$0.00
SUBTOTAL			\$116,179.25	\$104,420.92	\$42.01	\$50.91	\$128.73	\$23.02

This graph provides information about the number of core curriculum software packages in relation to their use within our core curriculum categories.

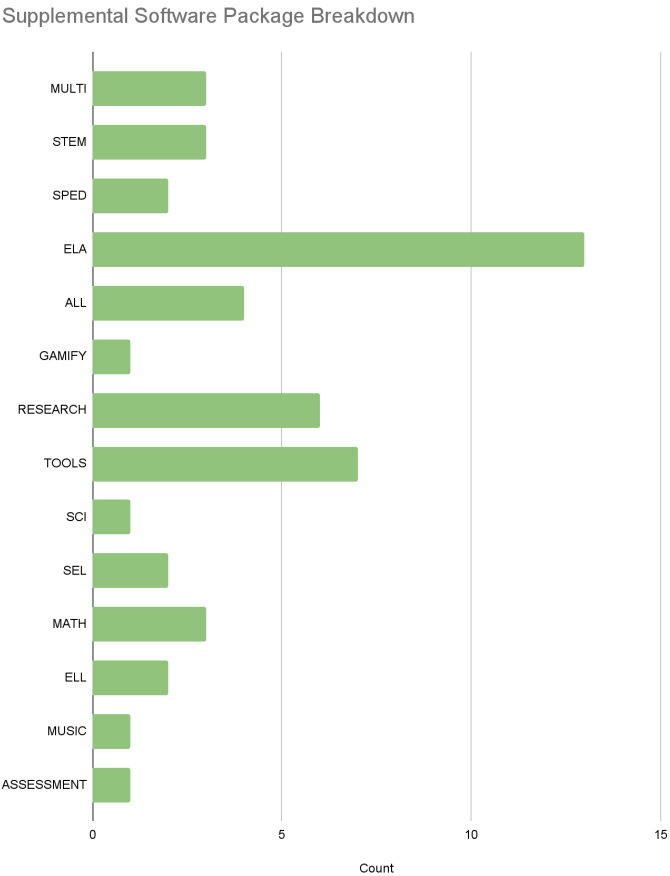


This graph is a breakdown of overall costs per student within each building in relation to the number of licenses or packages that are being used.

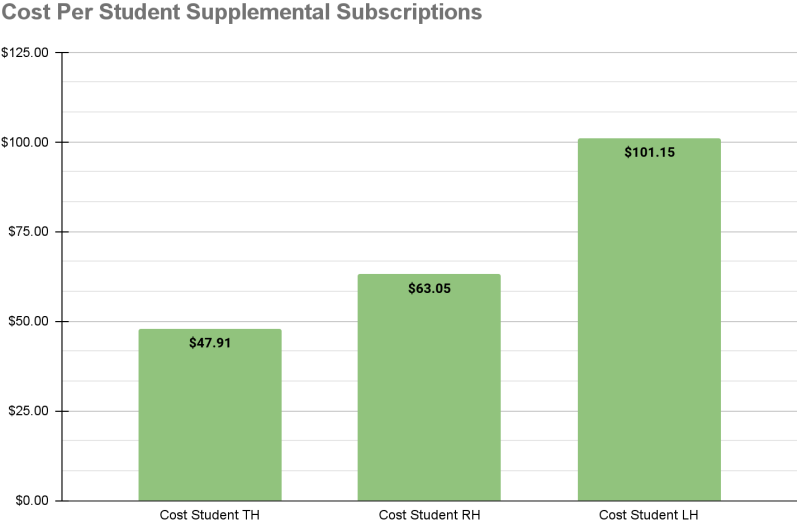


Khan Academy/ Kids	Free Video resources about math Science physics chemistry history etc.	0%	\$0.00	\$0.00	\$0.00	\$0.00	\$0.00	\$0.00
Language Live	ELA Curriculum	100.0%	\$3,724.60	\$0.00	\$0.00	\$0.00	\$9.29	\$0.00
Learning A-Z - Raz Plus	Emerging literacy	9.8%	\$6,318.00	\$5,700.00	\$0.00	\$0.00	\$0.00	\$5.10
Learning A-Z - Raz Plus ELL	Emerging literacy	35.2%	\$420.00	\$272.00	\$0.00	\$0.00	\$0.00	\$0.34
Learning A-Z - Raz-Kids	Emerging literacy	0%	\$0.00	\$0.00	\$0.00	\$0.00	\$0.00	\$0.00
Learning A-Z - Reading A-Z	Emerging literacy	0%	\$0.00	\$0.00	\$0.00	\$0.00	\$0.00	\$0.00
Learning A-Z - Vocab A-Z	Emerging literacy	18.8%	\$2,808.00	\$2,280.00	\$0.00	\$0.00	\$0.00	\$2.27
Lego Mindstorms NXT Robotics	Robotic Coding Tools For STEM Projects	0%	\$0.00	\$0.00	\$0.00	\$0.00	\$0.00	\$0.00
LessonPix	Special Education Software - Graphic/ Boardmaker	2.4%	\$295.00	\$288.00	\$0.00	\$0.00	\$0.00	\$0.24
MyNGConnect by Cengage Inside	Research database with varied levels and supports	0%	\$0.00	\$1,125.93	\$0.00	\$0.00	\$0.00	\$0.00
Nearpod	Interactive slideshows / Videos / Quiz and Software Teacher/Student Led	3.0%	\$9,275.00	\$9,000.00	\$0.00	\$0.00	\$0.00	\$7.49
Neptune Navigate	Digital Citizenship	0.0%	\$1,750.00	\$1,750.00	\$0.00	\$0.00	\$0.00	\$1.41
NewsELA	Differentiated and targeted online Interactive reading lesson tools	9.1%	\$10,560.00	\$9,600.00	\$0.00	\$0.00	\$0.00	\$8.53
Novel Effect	Learning Center App Todd Hall	-28.2%	\$39.00	\$50.00	\$0.09	\$0.00	\$0.00	\$0.00
Pebble Go! by Capstone	Online reference for biographies & animals added science & ss in 2018-19	25.0%	\$1,200.00	\$900.00	\$2.88	\$0.00	\$0.00	\$0.00
Quizlet - Flashcards & Study Tools	Interactive slideshows / Videos / Quiz and Software	0%	\$0.00	\$0.00	\$0.00	\$0.00	\$0.00	\$0.00
Reading Eggs by Edmentum	Emerging literacy	0.0%	\$720.00	\$720.00	\$1.73	\$0.00	\$0.00	\$0.00
Rosetta Stone	ELL Software for targeted needs	29.2%	\$3,250.00	\$2,300.00	\$0.00	\$0.00	\$0.00	\$2.63
Scholastic - Storyworks Jr.	Emerging literacy	0%	\$0.00	\$0.00	\$0.00	\$0.00	\$0.00	\$0.00
Second Step	SEL Curriculum	0.0%	\$4,574.67	\$4,574.67	\$0.00	\$0.00	\$0.00	\$3.70
Sibelius from Academic Superstore	Music Dept. Only	0%	\$0.00	\$0.00	\$0.00	\$0.00	\$0.00	\$0.00
Solo: Co-Writer & ?	Special Education Software	0%	\$0.00	\$0.00	\$0.00	\$0.00	\$0.00	\$0.00
SWIS by PBIS Apps	All 3 Schools	0%	\$0.00	\$0.00	\$0.00	\$0.00	\$0.00	\$0.00
Typing Club	Keyboarding and typing Training	100.0%	\$1,000.00	\$0.00	\$0.00	\$2.74	\$0.00	\$0.00
Vex ROBOTC	Robotic Coding Tools For PLTW Courses	0%	\$0.00	\$0.00	\$0.00	\$0.00	\$0.00	\$0.00
XtraMath Premium	Targeted Instruction to help improve their math fact fluency	0.0%	\$500.00	\$500.00	\$0.00	\$1.37	\$0.00	\$0.00
Writable, Inc	Differentiated and targeted online Interactive reading lesson tools	100.0%	\$3,168.00	\$0.00	\$0.00	\$0.00	\$7.90	\$0.00
Zaner-Bloser	Handwriting Curriculum	0%	\$0.00	\$0.00	\$0.00	\$0.00	\$0.00	\$0.00
SUBTOTAL			\$87,509.61	\$76,922.70	\$8.81	\$24.96	\$60.32	\$40.83

This graph provides information about the number of Supplemental Software packages in relation to their use within various curriculum categories.



This graph is a breakdown of overall costs per student within each building in relation to the number of licenses or packages that are being used.



Assessment Tools:

These software packages are used by the District to gather information on student growth and achievement as well as mandated packages, required by the Illinois State Board of education, to pull student data on Mathematics, Science, and Language Arts performance.

ASSESSMENT SOFTWARE	DESCRIPTION		23-24	22-23	TH	RH	LH	DIST
Fastbridge	Assessment. testing activities foundational skills. grammar	100.0%	\$7,080.00	\$0.00	\$0.00	\$0.00	\$0.00	\$5.72
FitnessGram by Human Kinetics	Physical fitness & state reporting	25.3%	\$399.00	\$298.00	\$0.00	\$0.00	\$0.00	\$0.32
ISBE ISA TESTING PLATFORM	Assessment Software for SCIENCE	0%	\$0.00	\$0.00	\$0.00	\$0.00	\$0.00	\$0.00
MAP by NWEA	Assessment Software to testing activities foundational skills. ELA and MATH	-3.4%	\$15,164.10	\$15,687.00	\$0.00	\$0.00	\$0.00	\$12.25
Pearson Access Next for PARCC	Assessment Software for ELA and MATH	0%	\$0.00	\$0.00	\$0.00	\$0.00	\$0.00	\$0.00
SUBTOTAL			\$26,843.10	\$19,500.89	\$0.00	\$0.00	\$0.00	\$18.29

Overall Per Student Costs for fees.

These software packages average out to a single cost for all students throughout the District of \$18.29.

Technology Operations:

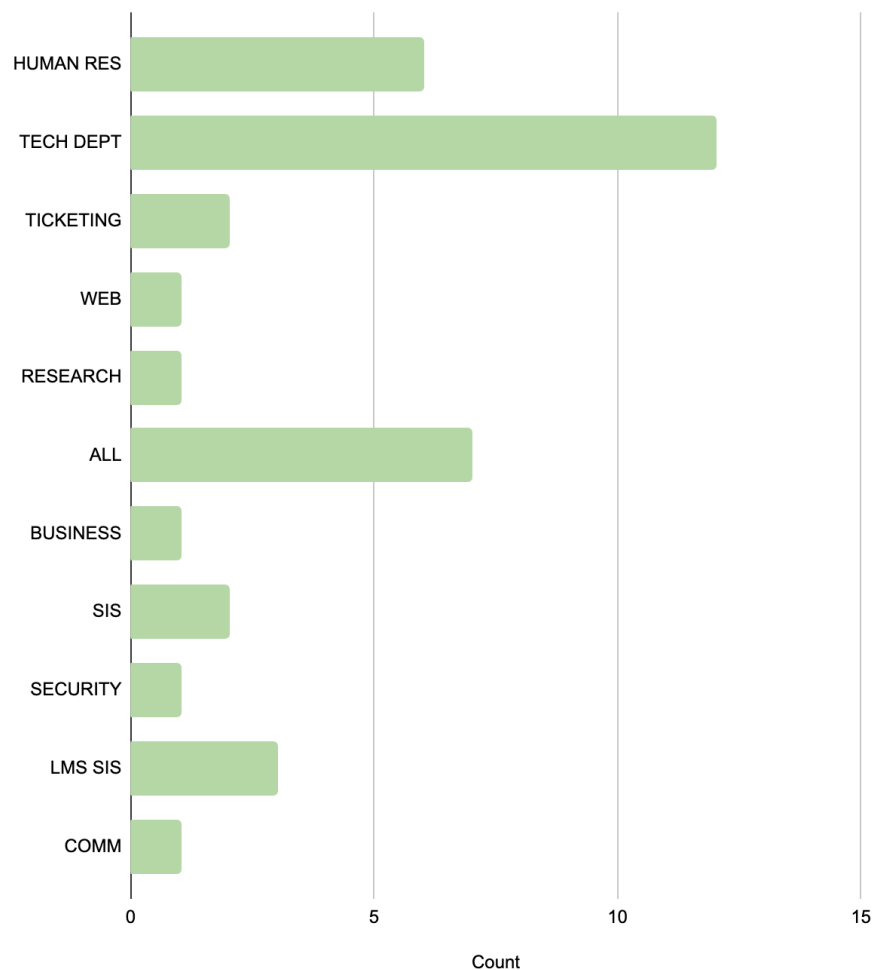
This category covers software purchased for the operational needs of the school and District as well as individual purchases solely related to the upkeep and operation of the technology systems, as well as software used by all students and faculty.

TECH DEPARTMENT PURCHASES	DESCRIPTION		23-24	22-23	TH	RH	LH	DIST
Adobe Suite Software	PDF and Graphic Design software	.0%	\$350.00	\$350.00	\$0.00	\$0.00	\$0.00	\$3.43
Aesop by Frontline Absence Management	District absence management	11.0%	\$4,247.50	\$3,781.77	\$0.00	\$0.00	\$0.00	\$3.43
Aesop by Frontline Applicant Tracking	District application software	36.7%	\$1,782.21	\$1,127.47	\$0.00	\$0.00	\$0.00	\$1.44
Apple School Manager	District App and Purchasing for IOS	0%	\$0.00	\$0.00	\$0.00	\$0.00	\$0.00	\$0.00
Brightly /SchoolDude Maint	District Maintenance Record and Ticketing System	-7.3%	\$8,594.00	\$9,220.49	\$0.00	\$0.00	\$0.00	\$6.94
Carbon Copy Cloner from Bombich	Server backup software	-55.2%	\$29.00	\$45.00	\$0.00	\$0.00	\$0.00	\$0.02
Classlink	Auto Rostering and Launchpad Software	0.0%	\$17,000.00	\$17,000.00	\$0.00	\$0.00	\$0.00	\$13.73
File Maker License - CLARIS	Data Base for Tech inventory records	0%	\$0.00	\$0.00	\$0.00	\$0.00	\$0.00	\$0.00
File Maker Maintenance FILEMAKER.COM	Data Base for Tech inventory records	0%	\$0.00	\$72.00	\$0.00	\$0.00	\$0.00	\$0.00
Final Site/BlackBoard	Software to run school website	6.9%	\$2,229.00	\$2,075.00	\$0.00	\$0.00	\$0.00	\$1.80
Follett/Destiny	Online library catalog for all schools	4.2%	\$4,600.00	\$4,408.00	\$0.00	\$0.00	\$0.00	\$3.72
Gaggle Archiving	Archiving of staff emails	-7.6%	\$3,505.00	\$3,770.00	\$0.00	\$0.00	\$0.00	\$2.83
Genuity	District Technology Ticketing System	-659.9%	\$329.00	\$2,500.00	\$0.00	\$0.00	\$0.00	\$0.27
Go Daddy	Certificates for Servers	100.0%	\$4,222.00	\$3,515.89	\$0.00	\$0.00	\$0.00	\$0.82
Go Formative	Certificates for Servers	16.3%	\$1,012.00	\$0.00	\$0.00	\$11.51	\$0.00	\$0.00
Google- GAFE	District Software for all users	0%	\$0.00	\$0.00	\$0.00	\$0.00	\$0.00	\$0.00
Imagetec Printer Lease	District Printer Lease for 13 multifunction printers	-9.9%	\$50,080.00	\$55,040.64	\$0.00	\$0.00	\$0.00	\$0.00
Infinitec	Site for annual district required tests	0%	\$0.00	\$0.00	\$0.00	\$0.00	\$0.00	\$0.00
iVisions	District Financial Software	0%	\$0.00	\$0.00	\$0.00	\$0.00	\$0.00	\$0.00
JAMF Suite	Mobile device management system	29.1%	\$13,509.00	\$9,583.00	\$0.00	\$0.00	\$0.00	\$10.91
JotForm for New Employees	District Only - Online network enrollment for new employees	0%	\$0.00	\$234.00	\$0.00	\$0.00	\$0.00	\$0.00
Lincolnwood Public Library	Generic Accounts created from powerschool data	0%	\$0.00	\$0.00	\$0.00	\$0.00	\$0.00	\$0.00
MealViewer Digital Suite	Lunch system to post school lunch menus	2.0%	\$1,470.00	\$1,440.00	\$0.00	\$0.00	\$0.00	\$1.19
Meraki Licensing	District Wireless Access Point Management	0%	\$0.00	\$0.00	\$0.00	\$0.00	\$0.00	\$0.00
Microsoft Office 16	Specific District Only	0%	\$0.00	\$0.00	\$0.00	\$0.00	\$0.00	\$0.00
PowerSchool Maintenance and Support	Student information system	-22.8%	\$8,102.00	\$9,948.00	\$0.00	\$0.00	\$0.00	\$6.54
PowerSchool Registration	School registration	6.5%	\$11,563.00	\$10,807.26	\$0.00	\$0.00	\$0.00	\$9.34
Raptor	Visitor identification/tracking	0.0%	\$3,125.00	\$3,125.00	\$0.00	\$0.00	\$0.00	\$2.52
Schoology Enterprise	Learning management system For Lincoln Hall	6.9%	\$4,875.00	\$4,539.93	\$0.00	\$0.00	\$12.16	\$0.00
Seesaw	Learning management system - Todd Hall	23.1%	\$3,120.00	\$2,400.00	\$7.50	\$0.00	\$0.00	\$0.00

SignUp Genius	Sign ups for conferences screenings & other events	0.0%	\$485.00	\$485.00	\$0.00	\$0.00	\$0.00	\$0.39
SMORE	District Electronic Newsletter - Online system	100.0%	\$180.00	\$0.00	\$0.00	\$0.00	\$0.00	\$0.15
Swift K12 Messaging	Mass Messaging System	21.3%	\$1,605.00	\$1,263.75	\$0.00	\$0.00	\$0.00	\$1.30
Total K 12/POS+ Lunch System	Lunch system in all buildings	0%	\$0.00	\$2,200.00	\$0.00	\$0.00	\$0.00	\$0.00
Tracers	Public records searching for Residency Check	16.7%	\$1,200.00	\$1,000.00	\$0.00	\$0.00	\$0.00	\$0.97
Veeam Support Maintenance Renewal	District VM backup software	0%	\$0.00	\$4,704.00	\$0.00	\$0.00	\$0.00	\$0.00
Vimeo WRH WLH	Video hosting For TV Broadcast	0.0%	\$84.00	\$84.00	\$0.00	\$0.00	\$0.00	\$0.07
VMware -3 year costs. Needs to look up	District Server Hosting software	25.0%	\$800.00	\$600.00	\$0.00	\$0.00	\$0.00	\$0.65
Zoom	Math & reading intervention	0.0%	\$300.00	\$300.00	\$0.00	\$0.00	\$0.00	\$0.24
SUBTOTAL			\$144,175.71	\$152,104.31	\$7.50	\$0.00	\$12.16	\$69.27

The following chart in this report provides detailed information for software packages within specific categories.

Tech Department Breakdown



Padlett Pro	Interactive slideshows/videos DIGITAL BOARD - FLIPGRID	0%	\$0.00	\$0.00	\$0.00	\$0.00	\$0.00	\$0.00
PearDeck	Interactive slideshows/videos	0%	\$0.00	\$0.00	\$0.00	\$0.00	\$0.00	\$0.00
Quia	Interactive slideshows / Videos / Quiz and Software	0%	\$0.00	\$0.00	\$0.00	\$0.00	\$0.00	\$0.00
Quiz	Interactive slideshows / Videos / Quiz and Software	0%	\$0.00	\$0.00	\$0.00	\$0.00	\$0.00	\$0.00
Speakaboos	Emerging literacy	0%	\$0.00	\$0.00	\$0.00	\$0.00	\$0.00	\$0.00
Spotify Premium	Todd Hall PE	0%	\$0.00	\$80.00	\$0.00	\$0.00	\$0.00	\$0.00
Typing Training by Custom Solutions	Keyboarding and typing Training	0%	\$0.00	\$552.00	\$0.00	\$0.00	\$0.00	\$0.00
Varsity Tutors	Math & reading intervention Service	0%	\$0.00	\$36,000.00	\$0.00	\$0.00	\$0.00	\$0.00
SUBTOTAL			\$1,605.00	\$49,589.35	\$193.82	\$146.62	\$204.46	\$173.69
ASSESSMENT SOFTWARE								
Compass	Reports on geographical locations around the world	0%	\$0.00	\$0.00	\$0.00	\$0.00	\$0.00	\$0.00
Panorama	Assessment Software for SEL	0%	\$0.00	\$0.00	\$0.00	\$0.00	\$0.00	\$0.00
SUBTOTAL			\$0.00	\$0.00	\$109.56	\$77.36	\$110.88	\$103.53
TECH DEPARTMENT PURCHASES								
Air Server 5 - OUT OF DATE	Apple TV Like Software	0%	\$0.00	\$0.00	\$0.00	\$0.00	\$0.00	\$0.00
Clear Batch Thompson Reuters	Public records searching for Residency Check	0%	\$0.00	\$0.00	\$0.00	\$0.00	\$0.00	\$0.00
Express Invoice Plus	Invoice Software	0%	\$0.00	\$163.00	\$0.00	\$0.00	\$0.00	\$0.00
JotForm for Photo submissions	District Only - Online Forms.	0%	\$0.00	\$0.00	\$0.00	\$0.00	\$0.00	\$0.00
JotForm for PTA	District Only - Online Forms.	0%	\$0.00	\$0.00	\$0.00	\$0.00	\$0.00	\$0.00
QuickBooks Pro 2016 -DO NOT USE ANYMORE	Past Business Office purchase	0%	\$0.00	\$0.00	\$0.00	\$0.00	\$0.00	\$0.00
Reflector from Squirrels -DO NOT USE ANYMORE	Apple TV Like Software	0%	\$0.00	\$0.00	\$0.00	\$0.00	\$0.00	\$0.00
Reflector2 from Squirrels-DO NOT USE ANYMORE	Apple TV Like Software	0%	\$0.00	\$0.00	\$0.00	\$0.00	\$0.00	\$0.00
ScreenFlow by Telesolutions - NOT SURE	Apple TV Like Software	0%	\$0.00	\$0.00	\$0.00	\$0.00	\$0.00	\$0.00
Skedda Bookings	Tech reservation software	0%	\$0.00	\$0.00	\$0.00	\$0.00	\$0.00	\$0.00
Skype-DO NOT USE ANYMORE	District Account	0%	\$0.00	\$0.00	\$0.00	\$0.00	\$0.00	\$0.00
SonicWall: NSA Gateway Suite	District - Back up Firewall subscription	0%	\$0.00	\$0.00	\$0.00	\$0.00	\$0.00	\$0.00
Symantec	EndPoint Virus Protection	0%	\$0.00	\$0.00	\$0.00	\$0.00	\$0.00	\$0.00
Vimeo District: video@sd74.org	Video hosting For LWTV	0%	\$0.00	\$0.00	\$0.00	\$0.00	\$0.00	\$0.00
Vimeo WLH: wlh@sd74.org	Video hosting For LWTV	0%	\$0.00	\$0.00	\$0.00	\$0.00	\$0.00	\$0.00
SUBTOTAL			\$0.00	\$9,383.49	\$303.38	\$223.98	\$318.96	\$277.22

Inventory of iOS Applications

This section of the report provides an overview of the iOS applications that are currently being used within our School District. These are differentiated from our paid subscriptions, as iOS apps are typically one-time purchases. The information listed outlines the software titles, application costs, licenses purchased, and at which building these applications are most widely used.

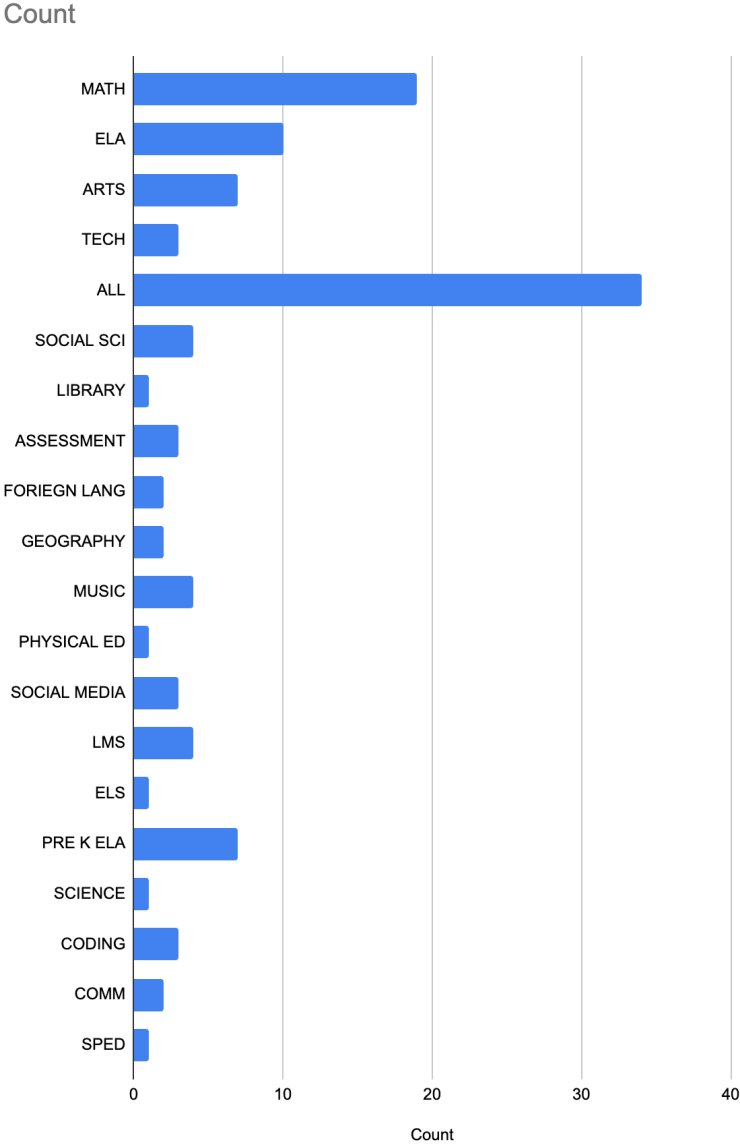
APPS FOR IPADS ON JAMF	23-24	22-23	LIC	TH	RH	LH	DIST
123 Numbers - Count & Tracing	\$0.00	\$0.00	25	\$0.00	\$0.00	\$0.00	\$0.00
ABC Kids - Tracing & Phonics	\$0.00	\$0.00	45	\$0.00	\$0.00	\$0.00	\$0.00
ABCya Games	\$0.00	\$0.00	289	\$0.00	\$0.00	\$0.00	\$0.00
Adobe Spark Video	\$0.00	\$0.00	197	\$0.00	\$0.00	\$0.00	\$0.00
Alien Buddies – Preschool Fun	\$2.99	\$119.60	40	\$0.29	\$0.00	\$0.00	\$0.00
Animal Typing - Lite	\$0.00	\$0.00	230	\$0.00	\$0.00	\$0.00	\$0.00
AT&T Enhanced PTT/ FirstNet RR	\$0.00	\$0.00	4	\$0.00	\$0.00	\$0.00	\$0.00
Boddle	\$0.00	\$0.00	518	\$0.00	\$0.00	\$0.00	\$0.00
BrainPOP Jr.	\$0.00	\$0.00	388	\$0.00	\$0.00	\$0.00	\$0.00
Canvas Student	\$0.00	\$0.00	364	\$0.00	\$0.00	\$0.00	\$0.00
Cast Your Vote	\$0.00	\$0.00	50	\$0.00	\$0.00	\$0.00	\$0.00
ChatterPix Kids	\$0.00	\$0.00	180	\$0.00	\$0.00	\$0.00	\$0.00
Classcraft	\$0.00	\$0.00	28	\$0.00	\$0.00	\$0.00	\$0.00
Classkick	\$0.00	\$0.00	456	\$0.00	\$0.00	\$0.00	\$0.00
ClassLink LaunchPad	\$0.00	\$0.00	1462	\$0.00	\$0.00	\$0.00	\$0.00
Classroom	\$0.00	\$0.00	107	\$0.00	\$0.00	\$0.00	\$0.00
Clips	\$0.00	\$0.00	408	\$0.00	\$0.00	\$0.00	\$0.00
Court Quest	\$0.00	\$0.00	250	\$0.00	\$0.00	\$0.00	\$0.00
Desmos Graphing Calculator	\$0.00	\$0.00	224	\$0.00	\$0.00	\$0.00	\$0.00
Destiny Discover	\$0.00	\$0.00	506	\$0.00	\$0.00	\$0.00	\$0.00
Dictionary.com for iPad	\$0.00	\$0.00	298	\$0.00	\$0.00	\$0.00	\$0.00
Don't Let Pigeon Run This App!	\$5.99	\$119.80	20	\$0.00	\$0.33	\$0.00	\$0.00
Drawing Pad	\$5.99	\$3,000.99	501	\$0.00	\$0.00	\$0.00	\$2.42
DRC INSIGHT	\$0.00	\$0.00	500	\$0.00	\$0.00	\$0.00	\$0.00
Duolingo - Language Lessons	\$0.00	\$0.00	61	\$0.00	\$0.00	\$0.00	\$0.00
EarthViewer	\$0.00	\$0.00	643	\$0.00	\$0.00	\$0.00	\$0.00
Easy Xylophone	\$0.00	\$0.00	1200	\$0.00	\$0.00	\$0.00	\$0.00
Edpuzzle	\$0.00	\$0.00	507	\$0.00	\$0.00	\$0.00	\$0.00
Epic - Kids' Books & Reading	\$0.00	\$0.00	1523	\$0.00	\$0.00	\$0.00	\$0.00
Evernote - Notes Organizer	\$0.00	\$0.00	689	\$0.00	\$0.00	\$0.00	\$0.00
Fitbit: Health & Fitness	\$0.00	\$0.00	5	\$0.00	\$0.00	\$0.00	\$0.00
Flashcards by NKO: Flash Cards	\$0.00	\$0.00	514	\$0.00	\$0.00	\$0.00	\$0.00

Flip Makes Learning Engaging	\$0.00	\$0.00	1211	\$0.00	\$0.00	\$0.00	\$0.00
Freckle by Renaissance	\$0.00	\$0.00	757	\$0.00	\$0.00	\$0.00	\$0.00
GarageBand	\$0.00	\$0.00	532	\$0.00	\$0.00	\$0.00	\$0.00
GeoGuessr	\$0.00	\$0.00	200	\$0.00	\$0.00	\$0.00	\$0.00
Gmail - Email by Google	\$0.00	\$0.00	207	\$0.00	\$0.00	\$0.00	\$0.00
GoodReader PDF Editor & Viewer	\$5.99	\$1,497.50	250	\$0.00	\$0.00	\$3.73	\$0.00
Google Calendar: Get Organized	\$0.00	\$0.00	557	\$0.00	\$0.00	\$0.00	\$0.00
Google Classroom	\$0.00	\$0.00	1005	\$0.00	\$0.00	\$0.00	\$0.00
Google Docs: Sync, Edit, Share	\$0.00	\$0.00	975	\$0.00	\$0.00	\$0.00	\$0.00
Google Drive	\$0.00	\$0.00	1164	\$0.00	\$0.00	\$0.00	\$0.00
Google Earth	\$0.00	\$0.00	1012	\$0.00	\$0.00	\$0.00	\$0.00
Google Keep - Notes and lists	\$0.00	\$0.00	1119	\$0.00	\$0.00	\$0.00	\$0.00
Google Sheets	\$0.00	\$0.00	964	\$0.00	\$0.00	\$0.00	\$0.00
Google Slides	\$0.00	\$0.00	764	\$0.00	\$0.00	\$0.00	\$0.00
Google Translate	\$0.00	\$0.00	863	\$0.00	\$0.00	\$0.00	\$0.00
Green Screen by Do Ink	\$4.99	\$54.89	11	\$0.00	\$0.00	\$0.14	\$0.00
iMovie	\$0.00	\$0.00	1137	\$0.00	\$0.00	\$0.00	\$0.00
ISBE ISA Secure Exam Browser	\$0.00	\$0.00	300	\$0.00	\$0.00	\$0.00	\$0.00
iWriteWords	\$2.99	\$194.35	65	\$0.47	\$0.00	\$0.00	\$0.00
IXL - Math, English, & More	\$0.00	\$0.00	866	\$0.00	\$0.00	\$0.00	\$0.00
Jamboard	\$0.00	\$0.00	979	\$0.00	\$0.00	\$0.00	\$0.00
Jamf School Student	\$0.00	\$0.00	1200	\$0.00	\$0.00	\$0.00	\$0.00
Jamf Teacher	\$0.00	\$0.00	201	\$0.00	\$0.00	\$0.00	\$0.00
Joy Doodle: Movie Color & Draw	\$0.00	\$0.00	145	\$0.00	\$0.00	\$0.00	\$0.00
Kahoot! Play & Create Quizzes	\$0.00	\$0.00	967	\$0.00	\$0.00	\$0.00	\$0.00
Khan Academy	\$0.00	\$0.00	658	\$0.00	\$0.00	\$0.00	\$0.00
Kids A-Z	\$0.00	\$0.00	1114	\$0.00	\$0.00	\$0.00	\$0.00
Kodable	\$0.00	\$0.00	764	\$0.00	\$0.00	\$0.00	\$0.00
LAMP Words For Life	\$299.99	\$1,199.96	4	\$0.00	\$0.00	\$0.00	\$0.97
McGraw Hill K-12 Portal	\$0.00	\$0.00	427	\$0.00	\$0.00	\$0.00	\$0.00
Microsoft PowerPoint	\$0.00	\$0.00	523	\$0.00	\$0.00	\$0.00	\$0.00
Monkey Math School Sunshine	\$1.99	\$49.75	25	\$0.12	\$0.00	\$0.00	\$0.00
Monkey Preschool Lunchbox	\$1.99	\$91.54	46	\$0.22	\$0.00	\$0.00	\$0.00
Monster Physics®	\$1.99	\$796.00	400	\$1.91	\$0.00	\$0.00	\$0.00
Moose Math - Duck Duck Moose	\$0.00	\$0.00	93	\$0.00	\$0.00	\$0.00	\$0.00
Nearpod	\$0.00	\$0.00	1030	\$0.00	\$0.00	\$0.00	\$0.00
Newsela Student	\$0.00	\$0.00	609	\$0.00	\$0.00	\$0.00	\$0.00
Notability – Note Taking	\$0.00	\$0.00	1032	\$0.00	\$0.00	\$0.00	\$0.00
NWEA Secure Testing	\$0.00	\$0.00	1296	\$0.00	\$0.00	\$0.00	\$0.00

Padlet	\$0.00	\$0.00	590	\$0.00	\$0.00	\$0.00	\$0.00
Pages	\$0.00	\$0.00	577	\$0.00	\$0.00	\$0.00	\$0.00
Pano Tuner Lite	\$0.00	\$0.00	500	\$0.00	\$0.00	\$0.00	\$0.00
PBS KIDS Games	\$0.00	\$0.00	54	\$0.00	\$0.00	\$0.00	\$0.00
Piano Tuner(Home Edition)	\$0.00	\$0.00	490	\$0.00	\$0.00	\$0.00	\$0.00
Pigeon Presents Mo on the Go!	\$3.99	\$159.60	40	\$0.38	\$0.00	\$0.00	\$0.00
PowerSchool Mobile	\$0.00	\$0.00	728	\$0.00	\$0.00	\$0.00	\$0.00
Prodigy Math Game	\$0.00	\$0.00	400	\$0.00	\$0.00	\$0.00	\$0.00
Pro Metronome - Tempo, Beats	\$0.00	\$0.00	668	\$0.00	\$0.00	\$0.00	\$0.00
Quizizz: Play to Learn	\$0.00	\$0.00	508	\$0.00	\$0.00	\$0.00	\$0.00
Quizlet: AI-powered Flashcards	\$0.00	\$0.00	604	\$0.00	\$0.00	\$0.00	\$0.00
Race to Ratify	\$0.00	\$0.00	150	\$0.00	\$0.00	\$0.00	\$0.00
Rosetta Stone: Learn Languages	\$0.00	\$0.00	59	\$0.00	\$0.00	\$0.00	\$0.00
Schoology	\$0.00	\$0.00	557	\$0.00	\$0.00	\$0.00	\$0.00
ScratchJr	\$0.00	\$0.00	994	\$0.00	\$0.00	\$0.00	\$0.00
Seesaw	\$0.00	\$0.00	641	\$0.00	\$0.00	\$0.00	\$0.00
SimpleMind - Mind Mapping	\$0.00	\$0.00	112	\$0.00	\$0.00	\$0.00	\$0.00
Sketchbook®	\$0.00	\$0.00	212	\$0.00	\$0.00	\$0.00	\$0.00
Stack the Countries®	\$2.99	\$592.02	198	\$0.00	\$0.00	\$0.00	\$0.48
Starfall ABCs	\$0.00	\$0.00	454	\$0.00	\$0.00	\$0.00	\$0.00
Starfall Gingerbread	\$0.99	\$39.60	40	\$0.10	\$0.00	\$0.00	\$0.00
Starfall Learn to Read	\$0.00	\$0.00	260	\$0.00	\$0.00	\$0.00	\$0.00
Starfall Numbers	\$4.99	\$99.80	20	\$0.24	\$0.00	\$0.00	\$0.00
Starfall Pumpkin	\$0.99	\$39.60	40	\$0.10	\$0.00	\$0.00	\$0.00
Starfall Snowman	\$0.99	\$19.80	20	\$0.05	\$0.00	\$0.00	\$0.00
Sushi Monster	\$0.00	\$0.00	150	\$0.00	\$0.00	\$0.00	\$0.00
Swapsies Jobs	\$2.99	\$59.80	20	\$0.00	\$0.00	\$0.00	\$0.05
Swapsies Sports	\$2.99	\$59.80	20	\$0.00	\$0.00	\$0.00	\$0.05
SwiftK12	\$0.00	\$0.00	4	\$0.00	\$0.00	\$0.00	\$0.00
Swift Playgrounds	\$0.00	\$0.00	325	\$0.00	\$0.00	\$0.00	\$0.00
Teach Monster: Reading for Fun	\$0.00	\$0.00	498	\$0.00	\$0.00	\$0.00	\$0.00
Teach Monster Number Skills	\$0.00	\$0.00	493	\$0.00	\$0.00	\$0.00	\$0.00
Teach Your Monster to Read	\$8.99	\$4,432.07	493	\$10.65	\$0.00	\$0.00	\$0.00
Toca Band	\$4.99	\$99.80	20	\$0.00	\$0.00	\$0.00	\$0.08
Todo Math	\$0.00	\$0.00	270	\$0.00	\$0.00	\$0.00	\$0.00
TouchChat HD- AAC w/ WordPower	\$299.99	\$2,399.92	8	\$0.00	\$0.00	\$0.00	\$1.94
Tynker: Coding for Kids	\$0.00	\$0.00	643	\$0.00	\$0.00	\$0.00	\$0.00
Win the White House	\$0.00	\$0.00	101	\$0.00	\$0.00	\$0.00	\$0.00
X	\$0.00	\$0.00	100	\$0.00	\$0.00	\$0.00	\$0.00

XtraMath	\$4.99	\$1,237.52	248	\$0.00	\$0.00	\$0.00	\$1.00
Zoom - One Platform to Connect	\$0.00	\$0.00	961	\$0.00	\$0.00	\$0.00	\$0.00
SUBTOTAL		\$16,363.71		\$14.52	\$0.33	\$3.87	\$6.99

The following chart in this report provides a count of the number of IOS application packages in relation to the curriculum areas that each one is currently being used.



It's important to remember that while many of the iOS applications are free, it does not imply that the entire service is also free. For example, the **McGraw Hill K-12 Portal** application is offered at no cost, but we pay an annual licensing fee for access to the educational content provided.

New Software Purchases

As much as the District continues to trim its software and services budget, there are always new tools on the horizon that we need to research and implement to provide the best educational experiences for the students. It is important to ensure that we do not have too much overlap in these services. In an effort to control this, over the past 2 years, our team has collected data from various application packages and discussed its usage compared to the visible outcomes. These conversations involved not only the admin team, but also the curriculum department and teachers who are involved with the day to day usage of some of these products.

The District also revamped the software application process, commonly referred to as SEA (Software, Extension, and Apps). This revised process allows teachers to fill out an online form to request new software, which the Technology Team and Instructional Coaches review. This process now requires a bit more research and includes more stringent questions like:

- What types of logins are required by students and staff?
- What are the privacy ratings given by Common Sense Media?
- Which school populations is this new product serving?
- What content area is it being used for?
- Is this package a new tool and what would it be replacing?
- Is there a curriculum gap or need that this is designed to fill?
- What are the student expectations?
- What are the estimated costs to the District?

These questions have helped raise awareness to the amount of products that the District currently has within our toolbox and have limited the amount of new requests over time.

Per Student Costs

In many of the charts and graphs within this report, you probably noticed a large disparity between the overall costs per student between Todd Hall, Rutledge Hall and Lincoln Hall. To clarify that, the District must realize that there are a number of factors that make up those figures. For Example: Todd Hall relies heavily on IOS Application usage through the iPads. As children grow, they move from app based activities to those that integrate more of their core curriculum products. This can be done through the LMS, and specific vendor software packages that provide students with digital books and activities. Even though electronic Core Curriculum resources are available for grades K-2, most of these provide more traditional resources that teachers present and students will work on individually to build their skill set.

Fiscal Impact:

N/A

Recommendation:

Should you have any questions or require further discussion on this report, please do not hesitate to contact our Tech Department at any time. We are here to provide any clarification or insights needed.