


COLLIN COUNTY COMMUNITY COLLEGE DISTRICT

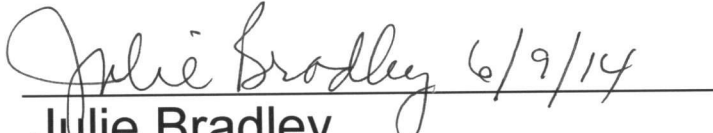
QUARTERLY INVESTMENT REPORT  
FOR QUARTER ENDED MAY 31, 2014

Submitted by:

 6/9/14


Ralph G. Hall

V.P. Administration & CFO  
District Investment Officer

 6/9/14

Julie Bradley

Associate V.P., Controller/  
Student Financial Services

 6/10/14

Barbara Jindra

Associate V.P., Financial  
Services & Reporting

**COLLIN COUNTY COMMUNITY COLLEGE DISTRICT  
SUMMARY OF INVESTMENTS  
AT MAY 31, 2014**

	<u>Book Value</u>	<u>%</u>	<u>Market Value</u>	<u>%</u>
<b>Short-term securities</b>				
U.S. Govt Agencies	29,997,378	11.37%	29,999,270	11.37%
Bank of America CD	50,000,000	18.95%	50,000,000	18.95%
TexPool	146,586,934	55.54%	146,586,934	55.54%
TexStar	<u>37,333,443</u>	<u>14.15%</u>	<u>37,333,443</u>	<u>14.15%</u>
<b>Total Short-term securities</b>	<b>263,917,755</b>	<b>100.00%</b>	<b>263,919,647</b>	<b>100.00%</b>
<b>Total Investments</b>	<b>263,917,755</b>	<b>100.00%</b>	<b>263,919,647</b>	<b>100.00%</b>

COLLIN COUNTY COMMUNITY COLLEGE DISTRICT  
STATEMENT OF CHANGES IN INVESTMENT ASSETS  
OPERATING FUND  
QUARTER ENDED MAY 31, 2014

	<u>Book Value</u>	<u>Market Value</u>
Beginning Investment Assets-2/28/14	\$167,227,687	\$167,235,107
Receipts/Contributions	39,847,013	
Investment Income	17,158	
Distributions	<u>55,301,765</u>	<u>                    </u>
Ending Investment Assets-5/31/14	151,790,093	151,791,985

COLLIN COUNTY COMMUNITY COLLEGE DISTRICT  
SUMMARY OF INVESTMENTS  
OPERATING FUND  
AT MAY 31, 2014

	<u>Book Value</u>	<u>%</u>	<u>Market Value</u>	<u>%</u>
Short-term securities				
U.S. Govt Agencies	29,997,378	19.76%	29,999,270	19.76%
Bank of America CD	30,000,000	19.76%	30,000,000	19.76%
Texpool	76,331,420	50.29%	76,331,420	50.29%
Texstar	<u>15,461,295</u>	<u>10.19%</u>	<u>15,461,295</u>	<u>10.19%</u>
Total Short-term securities	151,790,093	100.00%	151,791,985	100.00%
Total Investments	151,790,093	100.00%	151,791,985	100.00%

COLLIN COUNTY COMMUNITY COLLEGE DISTRICT  
STATEMENT OF CHANGES IN INVESTMENT ASSETS  
BUILDING FUND  
QUARTER ENDED MAY 31, 2014

	<u>Book Value</u>	<u>Market Value</u>
Beginning Investment Assets-2/28/14	\$98,904,252	\$98,904,252
Receipts/Contributions	7,500,000	
Investment Income	7,634	
Distributions	<u>245,105</u>	<u>                    </u>
Ending Investment Assets-5/31/14	106,166,781	106,166,781

COLLIN COUNTY COMMUNITY COLLEGE DISTRICT  
SUMMARY OF INVESTMENTS  
BUILDING FUND  
AT MAY 31, 2014

	<u>Book Value</u>	<u>%</u>	<u>Market Value</u>	<u>%</u>
Short-term securities				
Bank of America CD	20,000,000	18.84%	20,000,000	18.84%
Texpool	64,294,633	60.56%	64,294,633	60.56%
Texstar	<u>21,872,148</u>	<u>20.60%</u>	<u>21,872,148</u>	<u>20.60%</u>
Total Short-term securities	106,166,781	100.00%	106,166,781	100.00%
Total Investments	106,166,781	100.00%	106,166,781	100.00%

COLLIN COUNTY COMMUNITY COLLEGE DISTRICT  
STATEMENT OF CHANGES IN INVESTMENT ASSETS  
DEBT SERVICE FUND  
QUARTER ENDED MAY 31, 2014

	<u>Book Value</u>	<u>Market Value</u>
Beginning Investment Assets-2/28/14	\$5,888,681	5,888,681
Receipts/Contributions	71,765	
Investment Income	435	
Distributions	<u>0</u>	<u>                    </u>
Ending Investment Assets-5/31/14	5,960,881	5,960,881

COLLIN COUNTY COMMUNITY COLLEGE DISTRICT  
SUMMARY OF INVESTMENTS  
DEBT SERVICE FUND  
AT MAY 31, 2014

	<u>Book Value</u>	<u>%</u>	<u>Market Value</u>	<u>%</u>
Short-term securities				
Texpool	<u>5,960,881</u>	<u>100.00%</u>	<u>5,960,881</u>	<u>100.00%</u>
Total Short-term securities	5,960,881	100.00%	5,960,881	100.00%
Total Investments	5,960,881	100.00%	5,960,881	100.00%

**CCCCD**  
**INVESTMENT PORTFOLIO**  
**QUARTER ENDED MAY 31, 2014**

DESCRIPTION	PAR	2/28/14 BOOK VALUE	5/31/14 BOOK VALUE	2/28/14 MARKET	5/31/14 MARKET	IN COMPLIANCE
<b>OPERATING FUNDS</b>						
TEXPOOL	76,331,420	111,778,556	76,331,420	111,778,556	76,331,420	YES
TEXSTAR	15,461,295	15,459,931	15,461,295	15,459,931	15,461,295	YES
FNMA	10,000,000	9,996,133	9,999,200	9,999,060	9,999,820	YES
FNMA	10,000,000	9,996,133	9,999,200	9,999,060	9,999,820	YES
FHLB	10,000,000	9,996,934	9,998,978	9,998,500	9,999,630	YES
B OF A CD	10,000,000	10,000,000	10,000,000	10,000,000	10,000,000	YES
B OF A CD	10,000,000	0	10,000,000	0	10,000,000	YES
B OF A CD	10,000,000	0	10,000,000	0	10,000,000	YES
<b>TOTAL</b>	<b>151,792,715</b>	<b>167,227,687</b>	<b>151,790,093</b>	<b>167,235,107</b>	<b>151,791,985</b>	
<b>BUILDING FUNDS</b>						
TEXPOOL	64,294,633	77,034,034	64,294,633	77,034,034	64,294,633	YES
TEXSTAR	21,872,148	21,870,218	21,872,148	21,870,218	21,872,148	YES
B OF A CD	20,000,000	0	20,000,000	0	20,000,000	YES
<b>TOTAL</b>	<b>106,166,781</b>	<b>98,904,252</b>	<b>106,166,781</b>	<b>98,904,252</b>	<b>106,166,781</b>	
<b>GO DEBT SERVICE FUNDS</b>						
TEXPOOL	5,960,881	5,888,681	5,960,881	5,888,681	5,960,881	YES
<b>TOTAL</b>	<b>5,960,881</b>	<b>5,888,681</b>	<b>5,960,881</b>	<b>5,888,681</b>	<b>5,960,881</b>	
<b>TOTAL CCCC</b>	<b>263,920,377</b>	<b>272,020,620</b>	<b>263,917,755</b>	<b>272,028,040</b>	<b>263,919,647</b>	