

Nueces County Hospital District
 Quarterly Investment Report
 April 1, 2016 - June 30, 2016

Summary Holdings Statistics:

<u>Portfolio as of March 31, 2016</u>		<u>Portfolio as of June 30, 2016</u>	
Beginning Book Value	\$73,888,933	Ending Book Value	\$78,037,127
Beginning Market Value	\$73,900,263	Ending Market Value	\$78,046,743
Unrealized Gain/Loss	\$11,330	Unrealized Gain/Loss	\$9,616
Beginning WAM	276 Days	Ending WAM	214 Days
Change in Market Value	\$4,146,480		
Investment Income for Period	\$115,793		
Quarter Average Yield - NCHD	0.579%		
Quarter Average Yield - 6 Mth T-Bill	0.400%		

This report reflects Nueces County Hospital District's investment policy and strategies in accordance with the Public Funds Investment Act.

INVESTMENT OFFICERS:


 JONNY F. HIPPI, ADMINISTRATOR


 DENA BRUNI, ASSISTANT ADMINISTRATOR


 DONNA LITTLEFIELD, DIRECTOR OF ACCOUNTING & FINANCE

Nueces County Hospital District
Inventory Report - Holdings by Fund
As of: 06/30/2016

Settle Date	Maturity Date	Fund Name	Location	Security	CUSIP	Avg Yield/ Coupon	Purchase Price	PAR	Beginning Book Value 03/31/2016	Beginning Market Value 03/31/2016	Ending Book Value 06/30/2016	Ending Market 06/30/2016	Gain/Loss	Accrued Interest	Yield	D-T-M
Indigent Care Fund																
06/30/2016	07/01/2016	Indigent Care Fund	Tex.Pool	Investment Pool	#0002	0.363%	706,346	706,346	669,075	669,075	706,346	706,346	0	0	0.363%	1
06/30/2016	07/01/2016	Indigent Care Fund	LOGIC	Investment Pool		0.564%	17,385	17,385	17,385	17,385	17,385	17,385	0	0	0.564%	1
06/30/2016	07/01/2016	Indigent Care Fund	TexSTAR	Investment Pool		0.393%	14,816,438	14,816,438	11,771,130	11,771,130	14,816,438	14,816,438	0	0	0.393%	1
09/28/2015	09/28/2018	Indigent Care Fund	Safekeeping	FHLMC - City Call	3134GTZJ3	1.250%	0	0	2,000,000	2,001,642	0	0	0	0	1.267%	820
09/28/2015	09/28/2018	Indigent Care Fund	Safekeeping	FNMA - City Call	3136GZLS4	1.300%	0	0	1,000,000	1,002,428	0	0	0	0	1.300%	820
10/29/2015	10/29/2018	Indigent Care Fund	Safekeeping	FNMA - City Call	3136GZPF8	1.125%	3,000,000	3,000,000	3,000,000	2,998,962	3,000,000	3,000,318	318	5,813	1.125%	851
11/30/2015	11/26/2018	Indigent Care Fund	Safekeeping	FHLMC - City Call	3134GR3X5	1.350%	3,000,000	3,000,000	3,000,000	3,001,908	3,000,000	3,001,989	1,689	3,825	1.350%	857
02/12/2016	02/12/2019	Indigent Care Fund	Safekeeping	FHLMC - City Call	3134GRKR9	1.300%	0	0	3,000,000	3,000,270	0	0	0	0	1.300%	957
03/22/2016	03/22/2019	Indigent Care Fund	Safekeeping	FNMA - City Call	3136G3BR5	1.300%	4,000,000	4,000,000	4,000,000	4,003,096	4,000,000	4,003,624	3,624	14,156	1.300%	995
03/29/2016	03/29/2019	Indigent Care Fund	Safekeeping	FHLMC - City Call	3130A7K46	1.500%	0	0	4,000,000	4,003,128	0	0	0	0	1.500%	1,002
05/23/2016	05/23/2019	Indigent Care Fund	Safekeeping	FNMA - City Call	3136G3MA9	1.200%	3,000,000	3,000,000	0	0	4,000,000	4,002,068	2,068	4,933	1.200%	1,057
06/28/2016	06/28/2019	Indigent Care Fund	Safekeeping	FNMA - City Call	3135G0H93	1.250%	3,000,000	3,000,000	0	0	3,000,000	3,001,917	1,917	208	1.250%	1,093
		Subtotal					32,540,168	32,540,168	32,457,565	32,468,895	32,540,168	32,549,784	9,616	28,935	0.638%	513
Tobacco Settlement Fund																
06/30/2016	07/01/2016	Tobacco Settlement	Tex.Pool	Investment Pool	#00007	0.363%	157	157	545	545	157	157	0	0	0.363%	1
		Subtotal					157	157	545	545	157	157	0	0	0.363%	1
Employee Health Benefits Trust Fund																
06/30/2016	07/01/2016	Emp Health Benefits Trust	Frost Trust	Short Term Treasury	AIM	0.230%	235,240	235,240	254,616	254,616	235,240	235,240	0	47	0.230%	1
		Subtotal					235,240	235,240	254,616	254,616	235,240	235,240	0	47	0.230%	1
General Fund																
10/01/1996	10/15/2016	General Fund	Safekeeping	GNMA Pool #155879	3021562L4	9.000%	3	3	35	35	3	3	(0)	0	9.350%	107
06/30/2016	07/01/2016	General Fund	Tex.Pool	Investment Pool	#00004	0.363%	21,208,065	21,208,065	23,575,839	23,575,839	21,208,065	21,208,065	0	0	0.363%	1
06/30/2016	07/01/2016	GF - Membership Revenue	Tex.Pool	Investment Pool	#00009	0.363%	23,191,382	23,191,382	16,653,431	16,653,431	23,191,382	23,191,382	0	0	0.363%	1
06/30/2016	07/01/2016	GF - Operating	Frost Bank	Commercial Checking	664025879	0.010%	861,107	861,107	896,196	896,196	861,107	861,107	0	0	0.010%	1
06/30/2016	07/01/2016	GF - Payroll	Frost Bank	Commercial Checking	664027221	0.010%	1,005	1,005	50,706	50,706	1,005	1,005	0	0	0.010%	1
		Subtotal					45,261,562	45,261,562	41,176,206	41,176,206	45,261,562	45,261,562	(0)	0	0.357%	1

TOTAL PORTFOLIO																
							78,037,127	78,037,127	73,888,933	73,900,293	78,037,127	78,046,743	9,616	28,962	0.557%	214
															WAY	WAM

Nueces County Hospital District
Investment Transaction Activity
April 1, 2016 - June 30, 2016

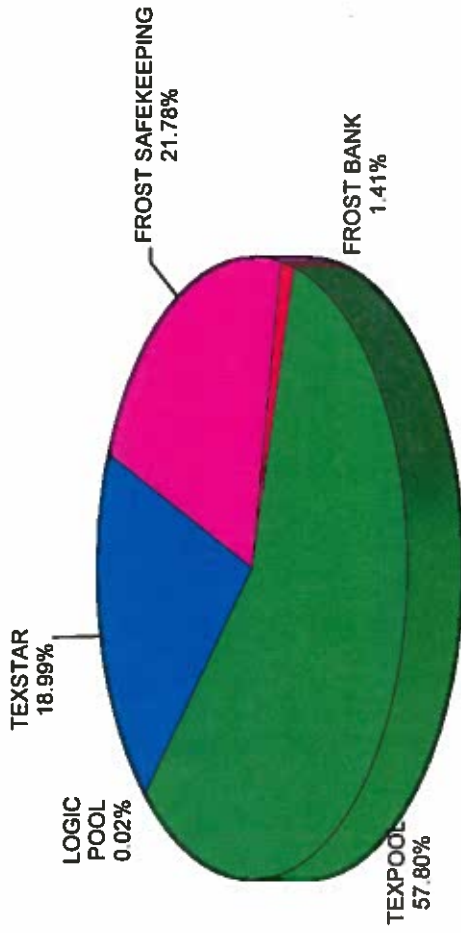
Settle Date	Maturity	Call Date	Fund	Type	CUSIP	Coupon	Price	Par	Principal	Acc'd Interest	Total Settlement	Yield to Mat/Call	Broker
<u>Purchases</u>													
05/23/2016	05/23/2019	11/23/2016	Indigent Care Fund	FNMA - Qtrly Call	3136G3NA9	1.200%	100.0000	4,000,000.00	4,000,000.00	0.00	4,000,000.00	1.200%	Mizuho
06/28/2016	06/28/2019	12/28/2016	Indigent Care Fund	FNMA - Qtrly Call	3135G0K93	1.250%	100.0000	3,000,000.00	3,000,000.00	0.00	3,000,000.00	1.250%	Mizuho
									Total Purchases:	7,000,000.00	7,000,000.00	0.00	7,000,000.00
<u>Maturities/Calls</u>													
02/12/2016	02/12/2019	05/12/2016	Indigent Care Fund	FHLMC - Qtrly Call	3134G8KR9	1.300%	100.0000	3,000,000.00	3,000,000.00	9,750.00	3,009,750.00	1.300%	Mizuho
09/28/2015	09/28/2018	06/28/2016	Indigent Care Fund	FNMA - Qtrly Call	3136G2LS4	1.300%	100.0000	1,000,000.00	1,000,000.00	3,250.00	1,003,250.00	1.300%	Morgan Stanley
09/28/2015	09/28/2018	06/28/2016	Indigent Care Fund	FHLMC - Qtrly Call	3134G7ZJ3	1.250%	99.9500	2,000,000.00	1,999,000.00	6,250.00	2,006,250.00	1.450%	Wells Fargo
03/29/2019	03/29/2019	06/29/2016	Indigent Care Fund	FHLB - Qtrly Call	3130A7K46	1.500%	100.0000	4,000,000.00	4,000,000.00	15,000.00	4,015,000.00	1.500%	Wells Fargo
									Total Maturities/Calls:	10,000,000.00	9,999,000.00	34,250.00	10,034,250.00

**NUECES COUNTY HOSPITAL DISTRICT
INVESTMENTS SUMMARY BY TYPE & LOCATION
FY 2016 3RD QUARTER (APRIL 1 - JUNE 30, 2016)**


	<u>FROST BANK</u>	<u>TEXPOOL</u>	<u>LOGIC</u>	<u>TEXSTAR</u>	<u>FROST SAFEKEEPING</u>	<u>TOTAL</u>	<u>PERCENT BY TYPE OF INVESTMENT</u>
CASH - INTEREST BEARING	\$862,112	\$0	\$0	\$0	\$0	\$862,112	1.1%
MONEY MKT MUTUAL FUNDS	\$235,240	\$0	\$0	\$0	\$0	\$235,240	0.3%
GOVT INVESTMENT POOLS	\$0	\$45,105,949	\$17,385	\$14,816,438	\$0	\$59,939,772	76.8%
CERTIFICATES OF DEPOSIT	\$0	\$0	\$0	\$0	\$0	\$0	0.0%
TREASURY NOTES AND BONDS	\$0	\$0	\$0	\$0	\$0	\$0	0.0%
AGENCIES	\$0	\$0	\$0	\$0	\$17,000,003	\$17,000,003	21.8%
TOTAL INVESTMENTS	\$1,097,352	\$45,105,949	\$17,385	\$14,816,438	\$17,000,003	\$78,037,127	100.0%

PERCENT BY HOLDER OF INVESTMENTS	1.41%	57.80%	0.02%	18.99%	21.78%	100.00%
---	--------------	---------------	--------------	---------------	---------------	----------------

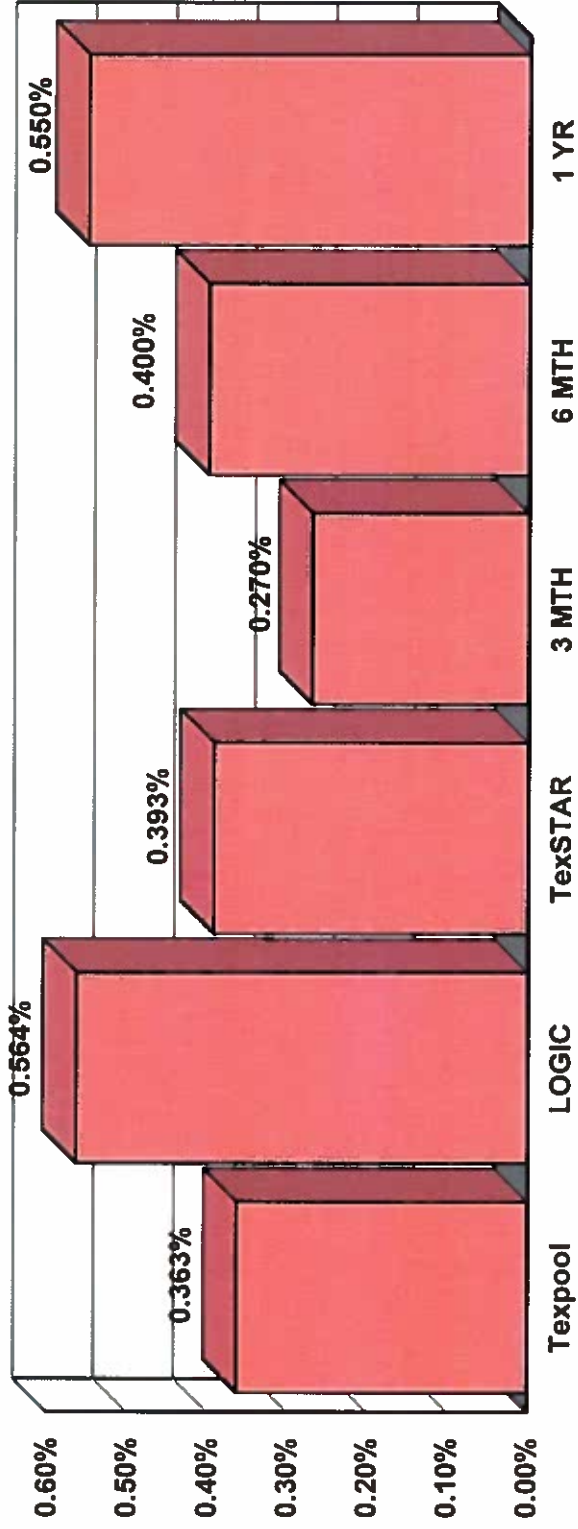
NUECES COUNTY HOSPITAL DISTRICT INVESTMENT BY LOCATION JUNE 30, 2016



NUECES COUNTY HOSPITAL DISTRICT INVESTMENTS BY TYPE JUNE 30, 2016




NUECES COUNTY HOSPITAL DISTRICT POOL RATES V. TREASURIES JUNE 30, 2016

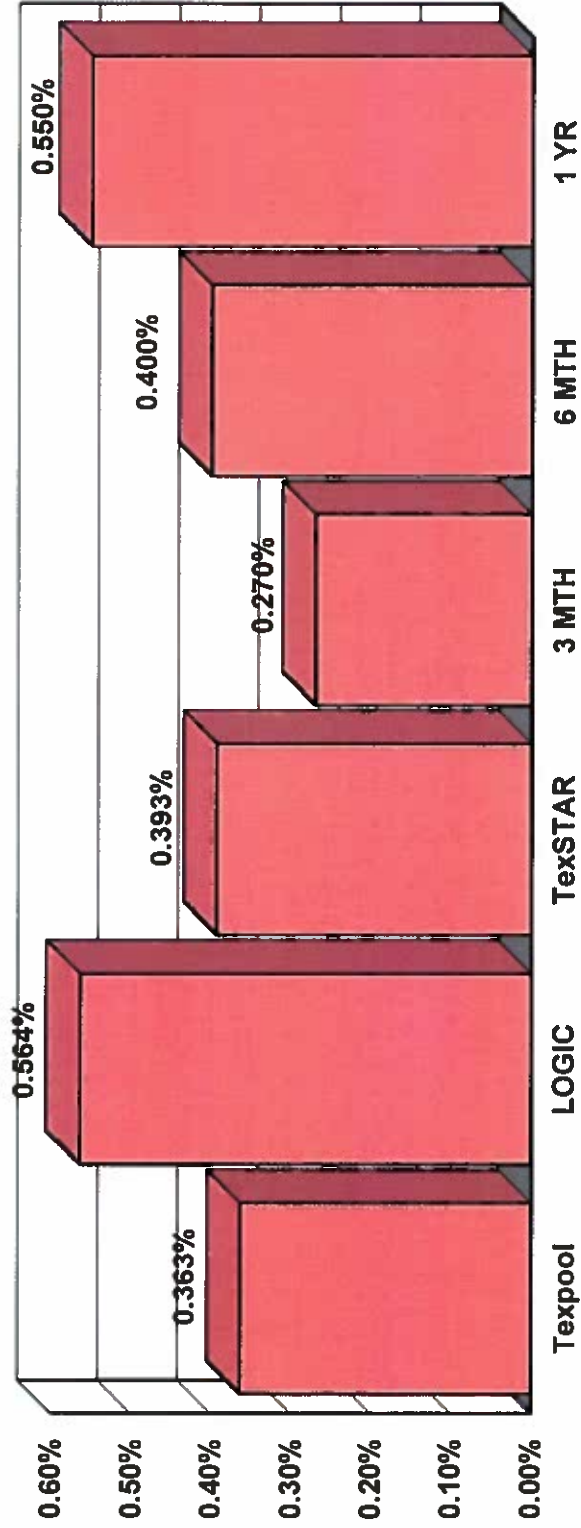


**NUECES COUNTY HOSPITAL DISTRICT
 INVESTMENT SUMMARY BY LIQUIDITY
 FY 2016 3RD QUARTER (APRIL 1 - JUNE 30, 2016)**

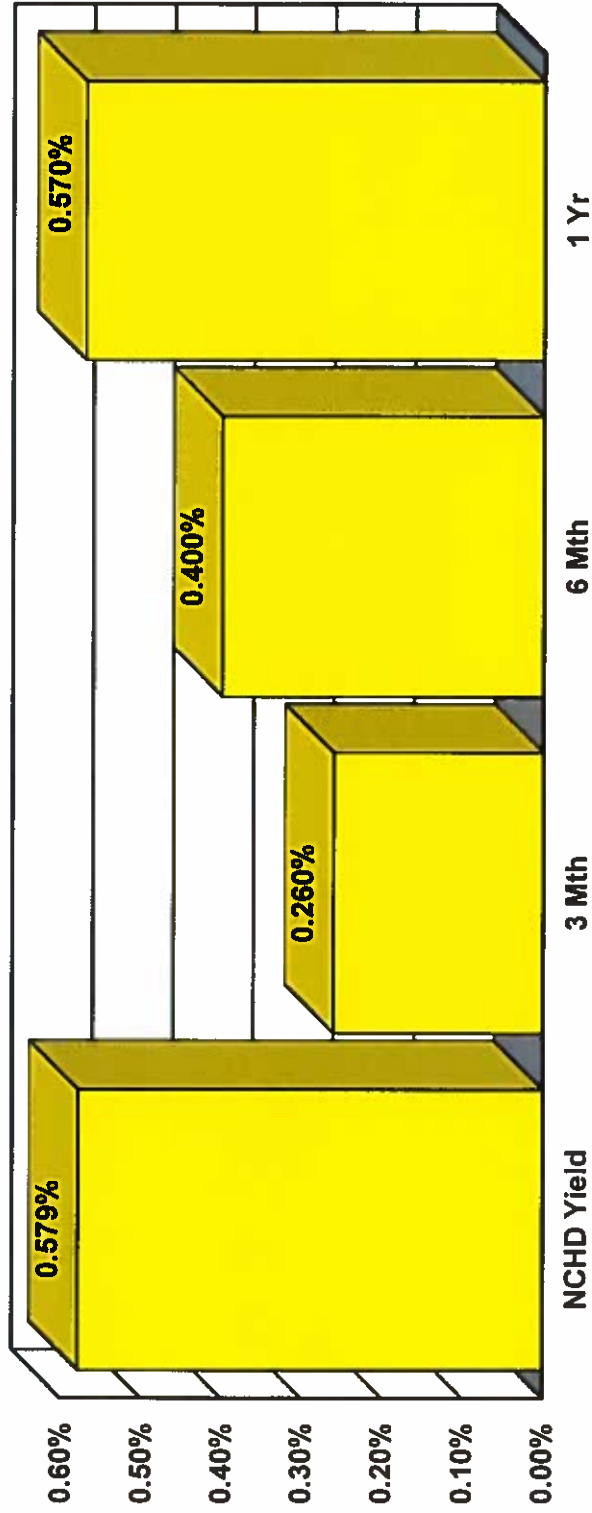
<u>INVESTMENT-YRS TO MATURITY</u>	<u>AMOUNT</u>	
CASH & CASH EQUIVALENTS	\$61,037,124	78.2%
MATURES IN 0-6 MONTHS	\$3	0.0%
MATURES IN 6-12 MONTHS	\$0	0.0%
MATURES IN 12-18 MONTHS	\$0	0.0%
MATURES IN 18-24 MONTHS	\$0	0.0%
MATURES IN OVER 2 YEARS	\$17,000,000	21.8%
TOTAL	\$78,037,127	100.0%



NUECES COUNTY HOSPITAL DISTRICT POOL RATES V. TREASURIES JUNE 30, 2016



NUECES COUNTY HOSPITAL DISTRICT QUARTERLY BENCHMARK COMPARISON JUNE 30, 2016



**Nueces County Hospital District
Investment Policy Compliance
For the Quarter Ended June 30, 2016**

These are the major compliance issues regarding our investment policy. Any negative responses are explained below.

	Yes	No
1.) Are at least 33% of the District's investments backed by U.S. Government securities to assure return of principal?	<u>X</u>	<u> </u>
2.) Are all investments maturing 3 years or less from the date of purchase?	<u>X</u>	<u> </u>
3.) Are at least 10% of the investments short-term maturing within 60-90 days?	<u>X</u>	<u> </u>
4.) Is the weighted average maturity of the District's portfolio 12 months or less?	<u>X</u>	<u> </u>
5.) With the exception of U.S. Treasury Bills, U.S. Treasury Notes and Bonds, are less than 20% of the District's portfolio invested with a common maturity date, a specific issue or a specific type or class.	<u>X</u>	<u> </u>
6.) Does the District's weighted average yield exceed the U.S. Treasury Bill benchmark compared to the District's maximum weighted average maturity for each class of security?		
6 Month Treasury	<u>0.579%</u>	<u>0.400%</u>
District		U.S. Treasury