

NORTH AREA BOARD REPORT SEPT 2023




OCEANLAKE



Oceanlake: Current State and Goals for the Year

LCSD & OLES Goal Focus for 23-24:

	Beginning of the Year	Middle of the Year	End of the Year
Kindergarten	N/A		
First Grade	At Grade Level: 22 out of 79 students; +14 Above (total 46%)		
Second Grade	At Grade Level: 12 out of 102 students; +18 Above (total 30%)		

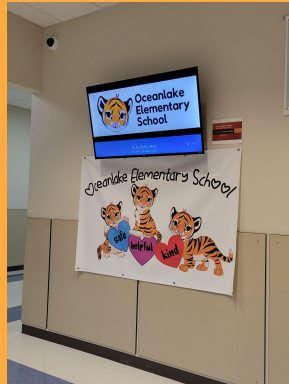
- Increase Graduation Rate

23-24 Focus:

- Increase Teacher understanding around the Science of Reading through professional development
- Increase Rigor in Reading and Math instruction
- AVID Alignment with Taft Elem and Taft 7-12
- Strengthen Tier 1 structures to engage our students in learning


Oceanlake: NEW THIS YEAR

- Extended the Bus Lane to streamline the bus loading/unloading process
- New fence along the south side of the building creating a secured schoolyard
- Digital display in the lobby is up and running!!
- New t-shirts for parents and students!
- Garden is being revamped!



Oceanlake: Plans for the 23-24 school year

Winter and Spring music concerts!



We have filled our Makerspace position, very excited to increase Art opportunities with our students this year!

Increased volunteer opportunities with the addition our school garden being refreshed and SMART readers continuing their partnership.



NORTH AREA TAFT ELEMENTARY



Taft Elementary: Current State & Goal



LCSD CIP Goal:

Goal #1: Graduation Rate

TAES Goal:

By May 2024, all students in grades 3-6 at Taft Elementary will increase reading proficiency to average 75%, as measured by the RfR Benchmark Assessments.

Measure:

- Acadiance
- Reading Benchmark
- iReady Math Diagnostic

Strategies:

- Focused Professional development
- Intentional PLC
- Purposeful teacher collaboration



Acadiane Reading (Composite Score)



	Spring 2023	Fall 2023	Winter 2024	Spring 2024
3rd	40%			
4th	37%			
5th	41%			
6th	36%			

Taft Ele: Next Steps

- **Teacher Professional Development:**

- Reading:

- Explicit Reading Instruction for upper elementary students
- ODE Literacy Framework: Science of Reading

- AVID: Rigorous Instruction and Focused Note Taking

- Language Acquisition

- Math:

- Productive Struggle & problem solving

- **Behavior:**


- Restorative Practices

- Tier 2 and Tier 3 Interventions



Taft Ele: Opportunities for the year

- **Fall Family Night:**
 - Hispanic Family Night: September 15th
 - AVID Night on September 28th
- **Student Advisory Team:**
 - Community service project: Rainy Day Recess
 - Volunteer Opportunities
- **Art Integration:**
 - Collaboration with Lincoln City Cultural Center
 - Portland Opera (fall)



Taft 7-12

We model passionate learning in a safe and respectful environment, empowering students to be resilient and prepared for future opportunities in a global society.

100 Day Plan : GOALS & PLAN



GOAL 2:

Reading across all grade levels:

Taft will increase the number of students on grade level by 21% going from 29% of students on grade level to 50%

Action Items:

- Increase teachers knowledge of instructional strategies (WICOR)
 - Embedded Formative Assessments in every classroom
 - Tier 1 access to iReady MyPath
-

iReady Reading



2021-2022:


- 32% On grade level
- 23% One grade level Below

2022-2023:

- 29% On grade level
- 22% One grade level Below

2023-2024:

- Goal - 50% on grade level





WHY YONDR?

Yondr Pouch: They have received responses to our annual surveys from over 1,200 school partners, and after implementing the Yondr Education Program:

- **84% saw a change in student engagement**
- **72% saw a positive change in student behavior**
- **68% saw a positive change in academic performance**

Phone Free Campus

Personal Electronic Device Policy

NEW - Students will be following the current LCSD “Personal Electronic Device” policy at Taft. To assist with this policy, Taft will be issuing a Yondr Pouch to all student for the duration of the school day.

How it works?

The Yondr Program utilizes a simple, secure pouch that stores a phone. Every student will secure their phone in a personally assigned Yondr pouch when they arrive at school. Students will maintain possession of their phones and will not use them until their pouches are opened at the end of the school day. Students are required to bring their Yondr pouch to and from school each day and are responsible for their pouch at all times.



As students enter school, they place their phone in their assigned Yondr Pouch.




Students close and secure their Pouch, keeping it on them throughout the day.



When leaving school, students tap their Pouch on a Base to retrieve their phone.

QUESTIONS...






East Area



Toledo Elementary

Toledo Jr /Sr High School

Compass School





**ENGAGE &
ELEVATE**

TOLEDO JR/SR HIGH


T

Toledo Jr/Sr High School






Vision for Student Learning/Experience



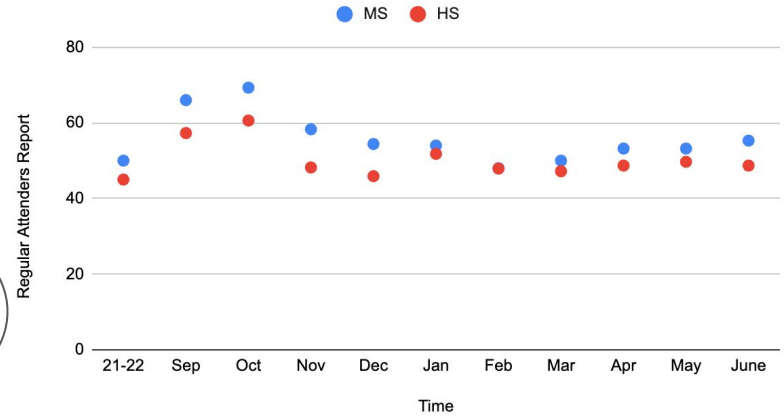
At TJSHS, the classroom is an emotionally secure space where students hear and include each other, practice empathy, value diversity, and promote respect. Students take ownership over their education and intentionally pursue growth with equitable access to interactive, collaborative, and inquiry - based learning.



Toledo Jr /Sr High School

Our goal is to increase our rate of Regular Attenders by 5% by the end of the school year.

22-23 TJSHS Regular Attenders Rate



RIGHT NOW (as of 9 /27):
78% of our students have a 90% attendance rate, or higher!

Goal 2

Each school will increase attendance of regular attenders by 5% each year or reach and maintain 90%, which will be measured by 90% of the students attending 90% of the time each year for the next three years.





Tardy Data :)



Last year (22-23 year) we had the following data:

- 9 Days into the school year, we had a TOTAL of **1,516** tardies NOT including 1st per
 - This equates to **168 tardies/day**

This year (23-24) we have the following data:

- 9 days into the school year, we have had a TOTAL of **123** tardies NOT including 1st per
 - This equates to **13.6 tardies/day**

This year (23-24) we have the following data:

- 19 days of school into the school year, we have a TOTAL of **398** tardies NOT including 1st per
 - This equates to **20.9 tardies/day**



Action Steps



- Activity Eligibility
- Tier I on Expectations
- PD in August for Staff re: Attendance
- Homeroom!
- Attendance lessons in each Homeroom
- Rewards: Student Athlete of the Week, Weekly Attendance Raffles, Recognition Assemblies, etc.
- Synergy Support - Remind Messages

Fun Things @ TJSHS

Instructional Coach

- [Tracker](#)
- [Coaching Document](#)

Communication

- Remind & Mass Email in Synergy

Meetings with Seniors & Juniors

Food Services

GEAR UP

- Field trips to trade, 2 & 4 year
- HR Lessons
- Working in OVERGRAD

Class Representatives

Parking Passes

Homecoming Week! Now!

Senior Newsletter





TOLEDO BOOMERS

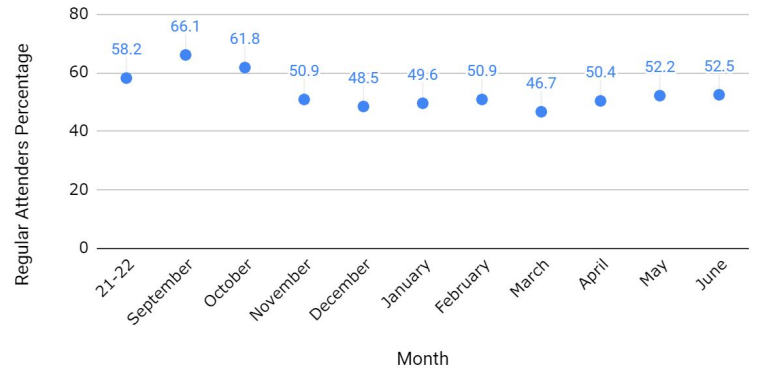
Toledo Elementary School



Toledo Elementary School

Our goal is to increase our rate of Regular Attenders by 5% by the end of the school year.

23-24 Toledo Elementary Regular



RIGHT NOW (as of 9/27):
76% of our students have a 90%
attendance rate, or higher!

Goal 2


Each school will increase attendance of regular attenders by 5% each year or reach and maintain 90%, which will be measured by 90% of the students attending 90% of the time each year for the next three years.



Action Steps



- Personal Phone calls
- Attendance reminders on the daily announcements
- TAPP- Tribal Attendance Promising Practices
- Tier II- Attendance small groups and punch cards
- Classrooms tracking attendance on a graph for perfectish attendance
- Synergy Support- Remind Messages

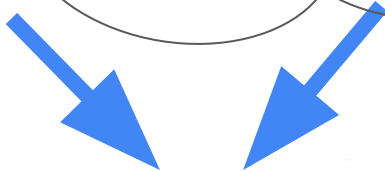


Compass Online



Compass Online

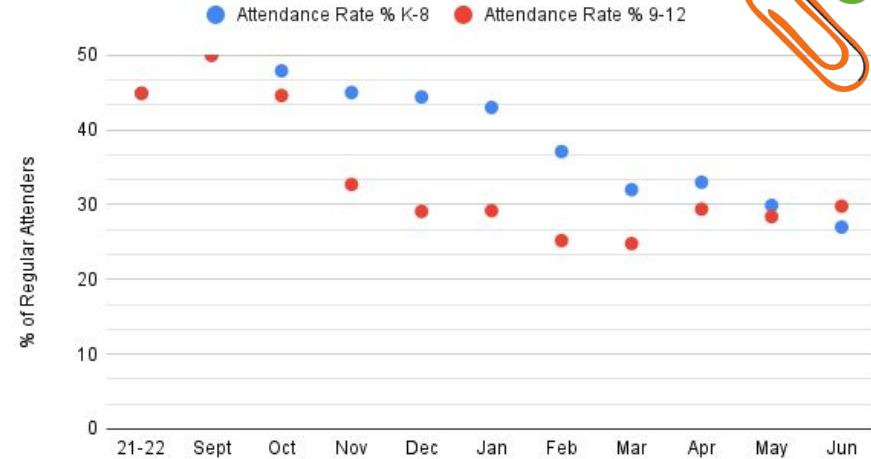
Our goal is to increase our rate of Regular Attenders by 5% by the end of the school year.



Goal 2

Each school will increase attendance of regular attenders by 5% each year or reach and maintain 90%, which will be measured by 90% of the students attending 90% of the time each year for the next three years.

22-23 Compass Attendance Rate



Currently:

52% of our 6 - 8 students have a 90% attendance rate, or higher while 43% of our 9 - 12 grade students have a 90% attendance rate, or higher



Action Steps



- Attendance rewards as a class
- Tier I on Expectations
- Continuous PD for staff re: Attendance
- Individual meetings w/Teacher or Counselor
- Synergy Support-Remind Messages, Personal Phone calls home after 3 days of absences

QUESTIONS...

