



Finance Committee Tentative 2025-2026 Budget

September 8, 2025

FY25 Review-unaudited

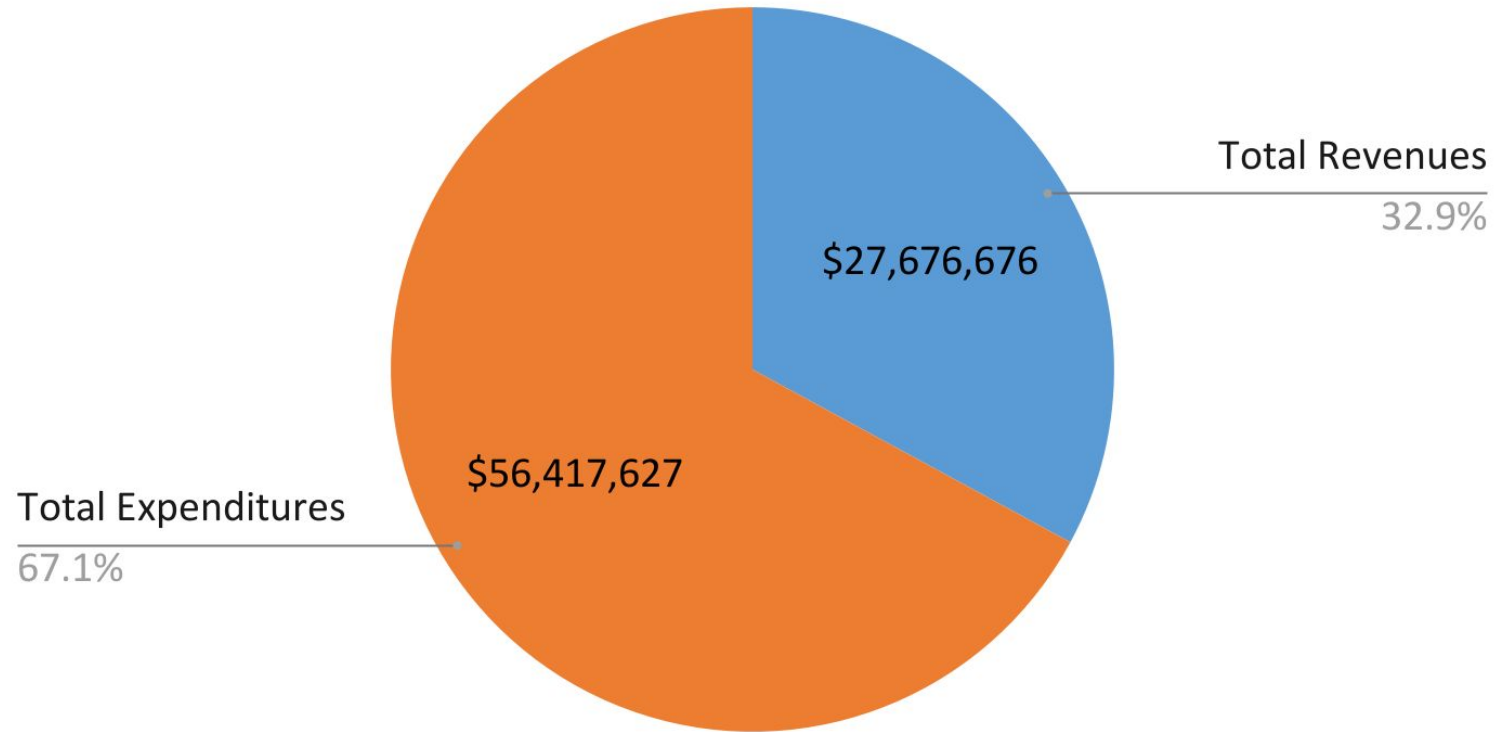
	YTD	Budget
REVENUES		
Local	\$24,213,598	\$23,014,863
State	\$1,495,325	\$1,446,203
Federal	\$983,799	\$798,030
Other	\$0	\$0
TOTAL REVENUE	\$26,692,722	\$25,259,096
EXPENDITURES		
Salaries	\$11,709,918	\$12,275,349
Benefits	\$2,818,205	\$3,362,514
Purchased Services	\$3,479,803	\$3,539,678
Supplies	\$1,384,315	\$1,515,332
Capital Outlay	\$1,494,260	\$3,082,511
Other Objects	\$2,516,390	\$2,667,194
Non-Cap Equipment	\$335,946	\$266,000
Termination Benefits	\$44,000	\$50,750
TOTAL EXPENDITURES	\$23,782,837	\$26,759,328

Timeline

- August 21 – Publish notice of public hearing
Budget available for public inspection
(at District Office and on website)
- September 8 - Finance Committee
- September 22 – Hold public hearing and budget adoption
- September 30 – School district to adopt budget and post to website
- October 31 – School district budget is due to ISBE



Budget at a Glance: The Big Picture



Where does the money come from (Revenues)?

Federal

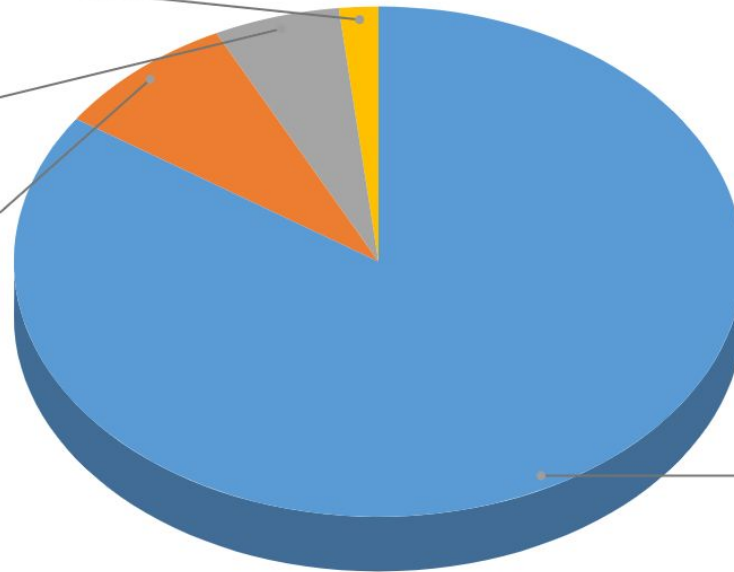
1.7%

State

5.6%

Other Local

8.2%

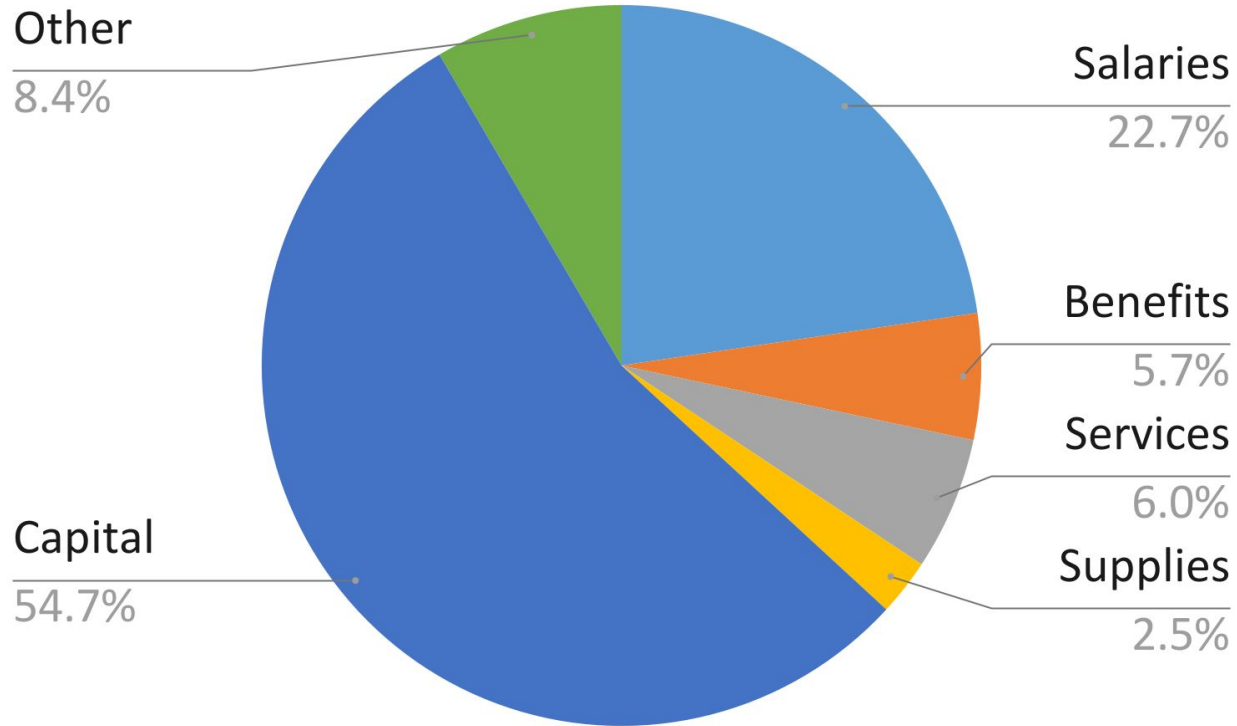


Property Tax

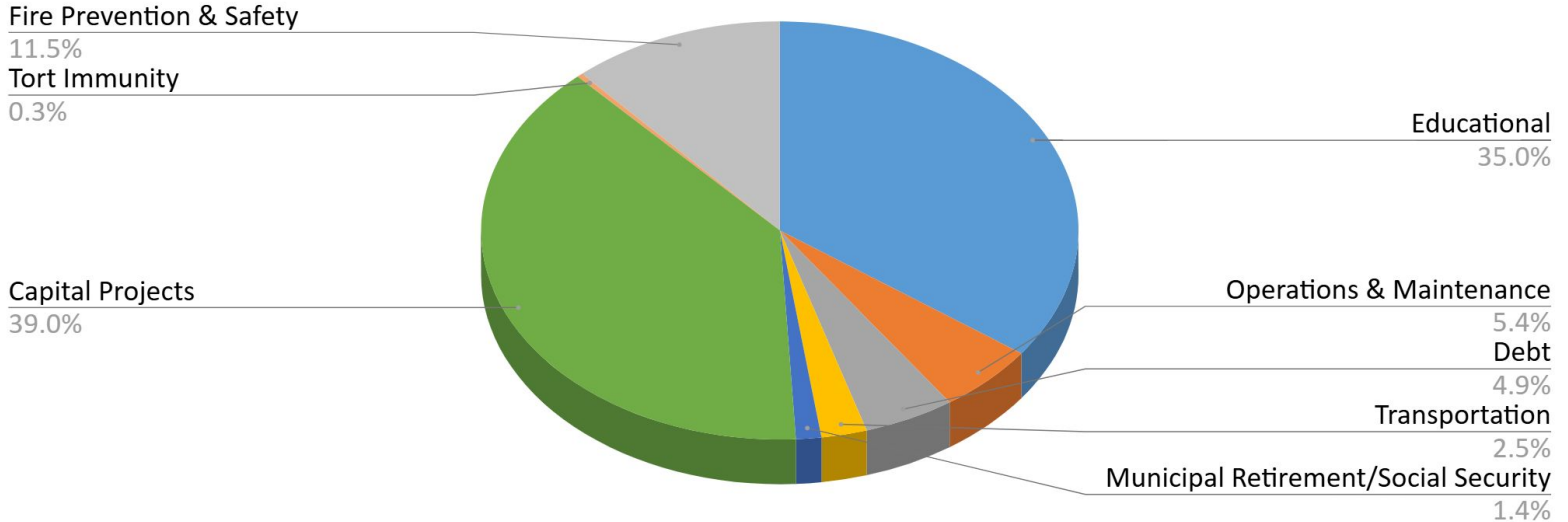
84.5%

Residential	90%
Commercial	8%
Industrial	2%

How is the Money Spent (Expenditures by Object)



How is the Money Spent (Expenditures by Fund)



Public Act 102-895

Fund	FY25 Unaudited Ending Fund Balance
Educational	14,705,058
Operations & Maintenance	3,607,212
Debt Services	829,290
Transportation	795,518
Municipal Retirement/Social Security	773,166
Capital Projects	29,035,742
Working Cash	3,368,296
Tort	109,782
Fire Prevention & Safety	12,494,431
Total	65,718,495

Public Act 103-0394

School District: Bloomington SD 13

Most Recent AFR Fiscal Year: 2024

RCDT: _____

2.5 Yrs Annual Average Expenditures to Combined Cash Reserve Balance

Data from District's Annual Financial Reports

Direct Disbursements / Expenditures	FY2022	FY2023	FY2024	Total Expenditures	Average Annual Expenditures	Cash Reserve Balances FY2024
Educational Fund (10)	14,889,651	15,449,402	16,379,541	46,718,594	15,572,864.67	21,748,225
Operations & Maintenance Fund (20)	1,964,404	1,761,257	1,998,600	5,724,261	1,908,087.00	4,919,618
Transportation Fund (40)	1,010,142	978,802	1,056,617	3,045,561	1,015,187.00	1,468,681
Operational Balance - June 2024	17,864,197	18,189,461	19,434,758	55,488,416	18,496,138.67	28,136,524

Must be < 2.5

Cash Reserve Balance to Expenditures Ratio: **1.521**

Determination:

No action needed

Questions?