




Absence Reason Percentages

[Return to Report Menu](#)

Start Date: 10/01/2025  End Date: 10/31/2025  Type: Absences  School(s):

View All
Admin Assistant
Assistant Principal
Assoc Dir SPED

View All 

Employee Types :

Submit

Print

Absence Reason Type	% Needs Substitute	Absences Needing Substitute	% Does NOT Need Substitute	Absences NOT Needing Substitutes	% of Total Absences	Total Absences
Bereavement Leave	33.33%	1	66.67%	2	0.53%	3
Jury Duty	50.00%	1	50.00%	1	0.35%	2
Personal > Personal Day	36.77%	28.5	63.23%	49	13.62%	77.5
Personal > Religious Holiday	20.00%	1	80.00%	4	0.88%	5
Professional Develop > Conference	6.25%	1	93.75%	15	2.81%	16
Professional Develop > Curriculum Develop	62.00%	15.5	38.00%	9.5	4.39%	25
Sick > Bereavement	25.00%	1	75.00%	3	0.70%	4
Sick > Family Illness	41.28%	35.5	58.72%	50.5	15.11%	86
Sick > FMLA/LOA	40.54%	45	59.46%	66	19.51%	111
Sick > Personal Illness	37.24%	62	62.76%	104.5	29.26%	166.5
Spec Ed > Meeting	100.00%	1.5	0.00%	0	0.26%	1.5
Unpaid or Docked > FMLA	0.00%	0	100.00%	8	1.41%	8
Unpaid or Docked > Parental Leave	0.00%	0	100.00%	23	4.04%	23
Unpaid or Docked > Personal	100.00%	0.5	0.00%	0	0.09%	0.5
Vacation > Vacation Day	0.00%	0	100.00%	40	7.03%	40
TOTALS	34.01%	193.5	65.99%	375.5	100.00%	569