

San Elizario I.S.D.
Statement of Interest Earned
For The One Month Ending December 31, 2025

General Fund	\$	205,079.90
Interest & Sinking (Debt Service) Fund	\$	7,017.25
Capital Projects Fund	\$	8,678.73
Health Insurance Fund	\$	99.08
Workers Compensation Fund	\$	28,706.76
Total	\$	<u>249,581.72</u>

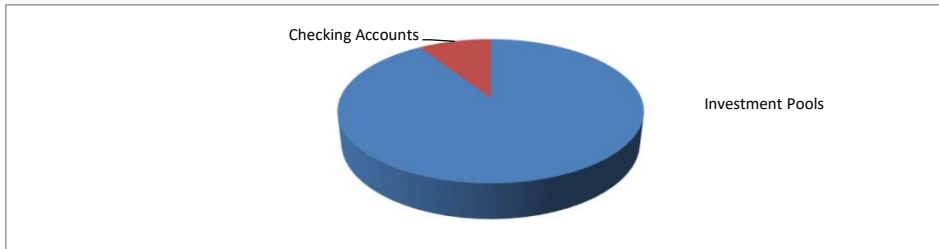
We, the undersigned Investment Officers, do hereby certify that the above investment information, is in compliance with Board Policy (CDA Local) and requirements stated in Sec. 2256.023 of the PFIA.

Elizabeth Perez
Chief Financial Officer

January 28, 2026
Date

Portfolio Diversification

By Investment Type	Current Market Value	Portfolio %	Investment Maturity
Investment Pools	\$ 14,878,794	90.85%	Overnight
Checking Accounts	\$ 1,497,777	9.15%	Overnight
	<u>\$ 16,376,571</u>		



General Fund

Wells Fargo- General Operating Checking Account

<i>Beginning Date</i>	<i>Ending Date</i>	<i>Maturity</i>	<i>Bank Balance</i>	<i>Earnings Allowance</i>	<i>Net Earnings Allowance</i>
01-Jul-25	31-Jul-25	Overnight	\$ 838,994.15	1.20%	\$ 886.16
01-Aug-25	31-Aug-25	Overnight	\$ 607,050.05	1.20%	\$ 842.36
01-Sep-25	30-Sep-25	Overnight	\$ 239,186.25	1.00%	\$ 689.70
01-Oct-25	31-Oct-25	Overnight	\$ 813,294.44	1.00%	\$ 743.11
01-Nov-25	30-Nov-25	Overnight	\$ 1,143,751.69	0.80%	\$ 790.98
01-Dec-25	31-Dec-25	Overnight	\$ 1,244,437.27	0.60%	\$ 682.71
01-Jan-26	31-Jan-26	Overnight			
01-Feb-26	28-Feb-26	Overnight			
01-Mar-26	31-Mar-26	Overnight			
01-Apr-26	30-Apr-26	Overnight			
01-May-26	31-May-26	Overnight			
01-Jun-26	30-Jun-26	Overnight			

Net Earnings Allowance: \$ **4,635.02**

Earnings allowance is earned based on the available bank balance and is used to offset monthly bank analyzed charges.

Wells Fargo- Food Service Checking Account

<i>Beginning Date</i>	<i>Ending Date</i>	<i>Maturity</i>	<i>Bank Balance</i>	<i>Earnings Allowance</i>	<i>Net Earnings Allowance</i>
01-Jul-25	31-Jul-25	Overnight	\$ 132,847.70	0.00%	\$ -
01-Aug-25	31-Aug-25	Overnight	\$ 143,984.60	0.00%	\$ -
01-Sep-25	30-Sep-25	Overnight	\$ 156,125.25	0.00%	\$ -
01-Oct-25	31-Oct-25	Overnight	\$ 170,901.90	0.00%	\$ -
01-Nov-25	30-Nov-25	Overnight	\$ 190,086.11	0.00%	\$ -
01-Dec-25	31-Dec-25	Overnight	\$ 199,193.51	0.00%	\$ -
01-Jan-26	31-Jan-26	Overnight		0.00%	\$ -
01-Feb-26	28-Feb-26	Overnight		0.00%	\$ -
01-Mar-26	31-Mar-26	Overnight		0.00%	\$ -
01-Apr-26	30-Apr-26	Overnight		0.00%	\$ -
01-May-26	31-May-26	Overnight		0.00%	\$ -
01-Jun-26	30-Jun-26	Overnight		0.00%	\$ -

Net Earnings Allowance: \$ -

This bank balance is combined with the general operating account for the purpose of the earning allowance.

Lone Star Investment Pool- Corporate Overnight Plus Fund

<i>Beginning Date</i>	<i>Ending Date</i>	<i>Maturity</i>	<i>Bank Balance</i>	<i>Interest Rate</i>	<i>Interest Earned</i>
01-Jul-25	31-Jul-25	Overnight	\$ 1,922,931.48	4.44%	\$ 5,819.01
01-Aug-25	31-Aug-25	Overnight	\$ 716,792.31	4.43%	\$ 4,460.75
01-Sep-25	30-Sep-25	Overnight	\$ 4,426,993.63	4.39%	\$ 3,748.94
01-Oct-25	31-Oct-25	Overnight	\$ 3,306,062.05	4.28%	\$ 13,746.31
01-Nov-25	30-Nov-25	Overnight	\$ 2,741,365.93	4.14%	\$ 9,131.80
01-Dec-25	31-Dec-25	Overnight	\$ 5,345,560.39	4.03%	\$ 12,179.74
01-Jan-26	31-Jan-26	Overnight			
01-Feb-26	28-Feb-26	Overnight			
01-Mar-26	31-Mar-26	Overnight			
01-Apr-26	30-Apr-26	Overnight			
01-May-26	31-May-26	Overnight			
01-Jun-26	30-Jun-26	Overnight			

Interest Earned: \$ **49,086.55**

Lone Star Investment Pool- Corporate Overnight Fund

<i>Beginning Date</i>	<i>Ending Date</i>	<i>Maturity</i>	<i>Bank Balance</i>	<i>Interest Rate</i>	<i>Interest Earned</i>
01-Jul-25	31-Jul-25	Overnight	\$ 217,776.80	4.42%	\$ 813.98
01-Aug-25	31-Aug-25	Overnight	\$ 218,598.17	4.42%	\$ 817.23
01-Sep-25	30-Sep-25	Overnight	\$ 219,382.50	4.37%	\$ 784.33
01-Oct-25	31-Oct-25	Overnight	\$ 220,177.10	4.26%	\$ 794.60
01-Nov-25	30-Nov-25	Overnight	\$ 220,916.97	4.09%	\$ 739.87
01-Dec-25	31-Dec-25	Overnight	\$ 221,659.83	3.96%	\$ 742.86
01-Jan-26	31-Jan-26	Overnight			
01-Feb-26	28-Feb-26	Overnight			
01-Mar-26	31-Mar-26	Overnight			
01-Apr-26	30-Apr-26	Overnight			
01-May-26	31-May-26	Overnight			
01-Jun-26	30-Jun-26	Overnight			

Interest Earned: \$ **4,692.87**

Lone Star Investment Pool- Government Overnight Fund

<i>Beginning Date</i>	<i>Ending Date</i>	<i>Maturity</i>	<i>Bank Balance</i>	<i>Interest Rate</i>	<i>Interest Earned</i>
01-Jul-25	31-Jul-25	Overnight	\$ 4,761,132.40	4.31%	\$ 17,348.31
01-Aug-25	31-Aug-25	Overnight	\$ 3,100,267.40	4.31%	\$ 16,865.29
01-Sep-25	30-Sep-25	Overnight	\$ 2,597,252.22	4.25%	\$ 9,705.71
01-Oct-25	31-Oct-25	Overnight	\$ 2,640,827.00	4.14%	\$ 9,218.52
01-Nov-25	30-Nov-25	Overnight	\$ 2,763,254.65	3.97%	\$ 8,798.82
01-Dec-25	31-Dec-25	Overnight	\$ 3,290,804.87	3.81%	\$ 9,541.79
01-Jan-26	31-Jan-26	Overnight			
01-Feb-26	28-Feb-26	Overnight			
01-Mar-26	31-Mar-26	Overnight			
01-Apr-26	30-Apr-26	Overnight			
01-May-26	31-May-26	Overnight			
01-Jun-26	30-Jun-26	Overnight			
Interest Earned:					\$ 71,478.44

Texas CLASS Investment Pool- General Fund

<i>Beginning Date</i>	<i>Ending Date</i>	<i>Maturity</i>	<i>Bank Balance</i>	<i>Interest Rate</i>	<i>Interest Earned</i>
01-Jul-25	31-Jul-25	Overnight	\$ 3,698,009.69	4.41%	\$ 13,812.13
01-Aug-25	31-Aug-25	Overnight	\$ 3,711,822.53	4.39%	\$ 13,812.84
01-Sep-25	30-Sep-25	Overnight	\$ 3,725,114.46	4.35%	\$ 13,291.93
01-Oct-25	31-Oct-25	Overnight	\$ 3,738,663.74	4.28%	\$ 13,549.28
01-Nov-25	30-Nov-25	Overnight	\$ 3,751,303.72	4.11%	\$ 12,639.98
01-Dec-25	31-Dec-25	Overnight	\$ 3,763,968.94	3.97%	\$ 12,665.22
01-Jan-26	31-Jan-26	Overnight			
01-Feb-26	28-Feb-26	Overnight			
01-Mar-26	31-Mar-26	Overnight			
01-Apr-26	30-Apr-26	Overnight			
01-May-26	31-May-26	Overnight			
01-Jun-26	30-Jun-26	Overnight			
Interest Earned:					\$ 79,771.38

Wells Fargo- San Elizario High School Account

<i>Beginning Date</i>	<i>Ending Date</i>	<i>Maturity</i>	<i>Bank Balance</i>	<i>Earnings Allowance</i>	<i>Net Earnings Allowance</i>
01-Jul-25	31-Jul-25	Overnight	\$ 14,782.53	0.68%	\$ 8.55
01-Aug-25	31-Aug-25	Overnight	\$ 15,560.42	0.68%	\$ 8.73
01-Sep-25	30-Sep-25	Overnight	\$ 17,899.36	0.64%	\$ 8.78
01-Oct-25	31-Oct-25	Overnight	\$ 18,729.30	0.58%	\$ 8.95
01-Nov-25	30-Nov-25	Overnight	\$ 19,385.43	0.48%	\$ 7.55
01-Dec-25	31-Dec-25	Overnight	\$ 20,237.33	0.48%	\$ 8.10
01-Jan-26	31-Jan-26	Overnight			
01-Feb-26	28-Feb-26	Overnight			
01-Mar-26	31-Mar-26	Overnight			
01-Apr-26	30-Apr-26	Overnight			
01-May-26	31-May-26	Overnight			
01-Jun-26	30-Jun-26	Overnight			
Interest Earned:					\$ 50.66

Total General Fund Interest Earned **\$ 205,079.90**

Interest & Sinking Fund (Debt Service)**Lone Star Investment Pool- Corporate Overnight Plus Fund**

<i>Beginning Date</i>	<i>Ending Date</i>	<i>Maturity</i>	<i>Bank Balance</i>	<i>Interest Rate</i>	<i>Interest Earned</i>
01-Jul-25	31-Jul-25	Overnight	\$ 141,771.92	4.44%	\$ 532.47
01-Aug-25	31-Aug-25	Overnight	\$ 142,305.81	4.43%	\$ 533.89
01-Sep-25	30-Sep-25	Overnight	\$ 142,818.86	4.39%	\$ 513.05
01-Oct-25	31-Oct-25	Overnight	\$ 143,338.42	4.28%	\$ 519.56
01-Nov-25	30-Nov-25	Overnight	\$ 143,825.62	4.14%	\$ 487.20
01-Dec-25	31-Dec-25	Overnight	\$ 144,317.40	4.03%	\$ 491.78
01-Jan-26	31-Jan-26	Overnight			
01-Feb-26	28-Feb-26	Overnight			
01-Mar-26	31-Mar-26	Overnight			
01-Apr-26	30-Apr-26	Overnight			
01-May-26	31-May-26	Overnight			
01-Jun-26	30-Jun-26	Overnight			
Interest Earned:					\$ 3,077.95

Lone Star Investment Pool- Government Overnight Fund

<i>Beginning Date</i>	<i>Ending Date</i>	<i>Maturity</i>	<i>Bank Balance</i>	<i>Interest Rate</i>	<i>Interest Earned</i>
01-Jul-25	31-Jul-25	Overnight	\$ 163,823.95	4.31%	\$ 592.59
01-Aug-25	31-Aug-25	Overnight	\$ 169,462.90	4.31%	\$ 608.66
01-Sep-25	30-Sep-25	Overnight	\$ 177,880.42	4.25%	\$ 608.36
01-Oct-25	31-Oct-25	Overnight	\$ 186,226.39	4.14%	\$ 644.13
01-Nov-25	30-Nov-25	Overnight	\$ 213,529.07	3.97%	\$ 651.18
01-Dec-25	31-Dec-25	Overnight	\$ 337,067.14	3.81%	\$ 834.38
01-Jan-26	31-Jan-26	Overnight			
01-Feb-26	28-Feb-26	Overnight			
01-Mar-26	31-Mar-26	Overnight			
01-Apr-26	30-Apr-26	Overnight			
01-May-26	31-May-26	Overnight			
01-Jun-26	30-Jun-26	Overnight			
Interest Earned:					\$ 3,939.30

Total Debt Service Fund Interest Earned **\$ 7,017.25****Capital Projects Fund****2015 Bond Construction Fund - Government Overnight Fund**

<i>Beginning Date</i>	<i>Ending Date</i>	<i>Maturity</i>	<i>Bank Balance</i>	<i>Interest Rate</i>	<i>Interest Earned</i>
01-Jul-25	31-Jul-25	Overnight	\$ 414,582.28	4.31%	\$ 1,513.14
01-Aug-25	31-Aug-25	Overnight	\$ 416,099.83	4.31%	\$ 1,517.55
01-Sep-25	30-Sep-25	Overnight	\$ 417,553.80	4.25%	\$ 1,453.97
01-Oct-25	31-Oct-25	Overnight	\$ 419,022.50	4.14%	\$ 1,468.70
01-Nov-25	30-Nov-25	Overnight	\$ 420,388.83	3.97%	\$ 1,366.33
01-Dec-25	31-Dec-25	Overnight	\$ 421,747.87	3.81%	\$ 1,359.04
01-Jan-26	31-Jan-26	Overnight			
01-Feb-26	28-Feb-26	Overnight			
01-Mar-26	31-Mar-26	Overnight			
01-Apr-26	30-Apr-26	Overnight			
01-May-26	31-May-26	Overnight			
01-Jun-26	30-Jun-26	Overnight			
Interest Earned:					\$ 8,678.73

Total Capital Projects Fund Interest Earned **\$ 8,678.73**

Health Insurance Fund**Wells Fargo- Health Insurance**

<i>Beginning Date</i>	<i>Ending Date</i>	<i>Maturity</i>	<i>Bank Balance</i>	<i>Interest Rate</i>	<i>Interest Earned</i>
01-Jul-25	31-Jul-25	Overnight	\$ 75,186.24	0.68%	\$ 20.16
01-Aug-25	31-Aug-25	Overnight	\$ 46,781.69	0.68%	\$ 22.23
01-Sep-25	30-Sep-25	Overnight	\$ 30,805.10	0.64%	\$ 20.44
01-Oct-25	31-Oct-25	Overnight	\$ 14,884.65	0.57%	\$ 7.42
01-Nov-25	30-Nov-25	Overnight	\$ 18,432.76	0.48%	\$ 22.64
01-Dec-25	31-Dec-25	Overnight	\$ 27,712.09	0.48%	\$ 6.19
01-Jan-26	31-Jan-26	Overnight			
01-Feb-26	28-Feb-26	Overnight			
01-Mar-26	31-Mar-26	Overnight			
01-Apr-26	30-Apr-26	Overnight			
01-May-26	31-May-26	Overnight			
01-Jun-26	30-Jun-26	Overnight			

Interest Earned: \$ **99.08**Total Health Insurance Fund Interest Earned \$ **99.08****Workers Compensation Fund****Wells Fargo- Worker's Compensation**

<i>Beginning Date</i>	<i>Ending Date</i>	<i>Maturity</i>	<i>Bank Balance</i>	<i>Interest Rate</i>	<i>Interest Earned</i>
01-Jul-25	31-Jul-25	Overnight	\$ 19,529.14	0.68%	\$ 11.76
01-Aug-25	31-Aug-25	Overnight	\$ 18,657.22	0.68%	\$ 11.08
01-Sep-25	30-Sep-25	Overnight	\$ 17,909.80	0.64%	\$ 9.58
01-Oct-25	31-Oct-25	Overnight	\$ 11,620.08	0.58%	\$ 7.32
01-Nov-25	30-Nov-25	Overnight	\$ 10,052.10	0.48%	\$ 4.27
01-Dec-25	31-Dec-25	Overnight	\$ 6,196.47	0.48%	\$ 3.45
01-Jan-26	31-Jan-26	Overnight			
01-Feb-26	28-Feb-26	Overnight			
01-Mar-26	31-Mar-26	Overnight			
01-Apr-26	30-Apr-26	Overnight			
01-May-26	31-May-26	Overnight			
01-Jun-26	30-Jun-26	Overnight			

Interest Earned: \$ **47.46****Lone Star Investment Pool- Corporate Overnight Fund**

<i>Beginning Date</i>	<i>Ending Date</i>	<i>Maturity</i>	<i>Bank Balance</i>	<i>Interest Rate</i>	<i>Interest Earned</i>
01-Jul-25	31-Jul-25	Overnight	\$ 1,329,979.23	4.42%	\$ 4,971.01
01-Aug-25	31-Aug-25	Overnight	\$ 1,334,970.11	4.42%	\$ 4,990.88
01-Sep-25	30-Sep-25	Overnight	\$ 1,339,759.96	4.37%	\$ 4,789.85
01-Oct-25	31-Oct-25	Overnight	\$ 1,344,612.54	4.26%	\$ 4,852.58
01-Nov-25	30-Nov-25	Overnight	\$ 1,349,130.89	4.09%	\$ 4,518.35
01-Dec-25	31-Dec-25	Overnight	\$ 1,353,667.52	3.96%	\$ 4,536.63
01-Jan-26	31-Jan-26	Overnight			
01-Feb-26	28-Feb-26	Overnight			
01-Mar-26	31-Mar-26	Overnight			
01-Apr-26	30-Apr-26	Overnight			
01-May-26	31-May-26	Overnight			
01-Jun-26	30-Jun-26	Overnight			

Interest Earned: \$ **28,659.30**Total Worker's Compensation Fund Interest Earned : \$ **28,706.76**

First Public
12007 Research Blvd.
Austin, Texas 78759
800-558-8875 • firstpublic.com

Custodian Bank: State Street Bank

Investment Managers:
American Beacon Advisors and
Mellon Investments Corp (Dreyfus)

A TASBO Strategic Partner



The Official Investment Pool of



Lone Star Monthly Performance Update

The Lone Star Information Statement should be read carefully before investing. Investors should consider the investment objectives, risks, charges, and expenses associated with this or any security prior to investing. Investment in Lone Star Investment Pool is not insured or guaranteed by the Federal Deposit Insurance Corporation (FDIC) or any other government agency, and although Lone Star seeks to preserve the value of the investment at a fixed share price, it is possible to lose money by investing in Lone Star. For further information or for an Information Statement, contact First Public at 800.558.8875. The return information is net of all current operating expenses. The return represents past performance and is no indication of future results.

First Public is a registered broker dealer with the Securities and Exchange Commission, the Financial Industry Regulatory Authority, and the Municipal Securities Rulemaking Board. First Public is not acting as a municipal advisor and is not providing advice or recommending any action to any municipal entity (including governmental entities under Section 15B of the U.S. Securities Exchange Act) or any of such entity's obligated persons. First Public does not assume or owe any fiduciary duty under Section 15B of the U.S. Securities Exchange Act with respect to the information contained herein. Please consult your professional and legal advisors and fiduciaries before acting on any of this information.



Fund Performance Update

December 31, 2025

Comments by Mellon, Investment Manager

The US Treasury yield curve steepened in December as short rates were lower by as much as 32 basis points (bps) as yields on longer maturing bonds rose as much as 18 bps. The equity markets in the US were close to flat in December. For the year 2025, the Dow Jones Industrial Average, S&P 500, and Nasdaq-100 indexes gained 13.4%, 16.4%, and 20.4%, respectively. As expected, the Federal Open Market Committee (FOMC) reduced the federal funds rate target range by 25 bps to 3.5% to 3.75%, with two hawkish dissents and one dovish dissent. The latest SEP median projections show stronger GDP growth, lower unemployment, and inflation remaining 0.5% above the Federal Reserve's (Fed) target in 2026. The median Fed funds projections for 2026 were unchanged from September's SEP at 3.4%, though the bottom range was lowered by 50 bps. Notable was the post-meeting statement, which stated that it will consider "the extent and timing of additional adjustments" – similar verbiage was added last December, ahead of the extended pause. The statement also acknowledged that job gains have slowed during the year and that downside risks to employment have increased recently. Additionally, the Fed announced plans to purchase Treasury bills to maintain an ample supply of reserves.

Active Participants This Month

Schools and Colleges	607
Other Governmental Entities	95
Total	702

Government Overnight Fund

Return Information

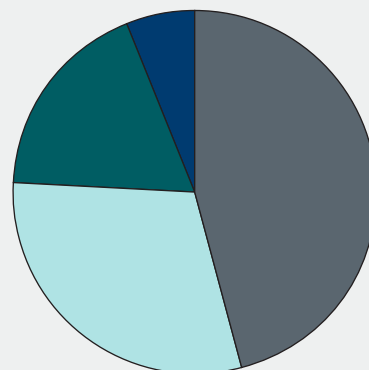
December 31, 2025

Average Monthly Return (a)	3.81%
SEC 7-day Fund Yield (b)	3.75%
Weighted Average Maturity One (c)	28 days
Weighted Average Maturity Two (c)	93 days
Portfolio Maturing beyond One Year	6%
Net Asset Value (NAV)	\$1.00
Annualized Expense Ratio	0.06%
Standard & Poor's Rating	AAAm

Inventory Position

	Book Value	Market Value
Cash/Repo	2,085,828,444.63	2,085,828,444.63
US Treasuries	1,266,976,671.94	1,267,600,505.26
Agencies	3,215,742,224.97	3,216,285,862.17
Money Market Funds	413,546,258.04	413,546,258.04
Total Assets	6,982,093,599.58	6,983,261,070.10

Investment Distribution



Agencies	46%
Cash Repo	30%
Treasuries	18%
Money Market	6%

(a) The return information represents the average annualized rate of return on investments for the time period referenced. Return rates reflect a partial waiver of the Lone Star Investment Pool operating expense. Past performance is no guarantee of future results.

Corporate Overnight Fund

Return Information

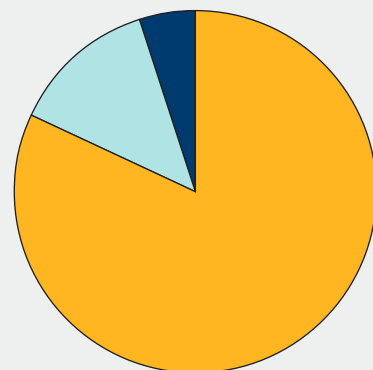
December 31, 2025

Average Monthly Return (a)	3.96%
SEC 7-day Fund Yield (b)	3.92%
Weighted Average Maturity One (c)	42 days
Weighted Average Maturity Two (c)	65 days
Portfolio Maturing beyond One Year	0%
Net Asset Value (NAV)	\$1.00
Annualized Expense Ratio	0.06%
Standard & Poor's Rating	AAAm

Inventory Position

	Book Value	Market Value
Cash/Repo	575,116,186.88	575,116,186.88
US Treasuries	-	-
Agencies	-	-
Commercial Paper	3,583,968,602.03	3,584,584,567.08
Money Market Funds	203,336,389.61	203,336,389.61
Total Assets	4,362,421,178.52	4,363,037,143.57

Investment Distribution



Commercial Paper	82%
Cash/Repo	13%
Money Market	5%

(b)

SEC 7-Day Yield Calculation

$$\text{Yield} = 2 \left[\left(\frac{a-b}{cd} + 1 \right)^6 - 1 \right]$$

*a - Dividend and interest income
b - Expenses accrued for the period
c - Average daily number of shares outstanding during the period that was entitled to dividends
d - Maximum offering price per share on the last day of the period*

Corporate Overnight Plus Fund

Return Information

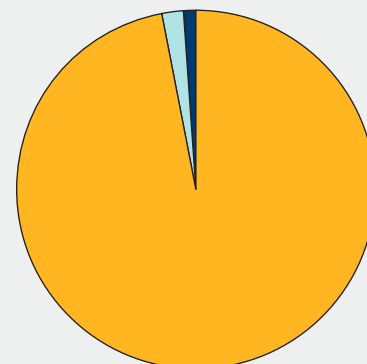
December 31, 2025

Average Monthly Return (a)	4.03%
SEC 7-day Fund Yield (b)	3.98%
Weighted Average Maturity One (c)	53 days
Weighted Average Maturity Two (c)	85 days
Portfolio Maturing beyond One Year	0%
Net Asset Value (NAV)	\$1.00
Annualized Expense Ratio	0.06%
Standard & Poor's Rating	AAAf/S1+

Inventory Position


	Book Value	Market Value
Cash/Repo	76,853,138.58	76,853,138.58
US Treasuries	-	-
Agencies	-	-
Commercial Paper	10,118,350,931.26	10,120,393,893.95
Money Market Funds	241,574,308.56	241,574,308.56
Total Assets	10,436,778,378.40	10,438,821,341.09

Investment Distribution



Commercial Paper	97%
Money Market	2%
Cash/Repo	1%

(c) The Weighted Average Maturity One calculation uses the industry standard definition of state maturity for floating rate instruments, the number of days until the next reset date. The Weighted Average Maturity Two calculation uses the final maturity of any floating rate instruments, as opined in Texas Attorney General Opinion No. JC0359.



Texas CLASS

Texas CLASS

Date	Dividend Rate	Daily Yield
12/01/2025	0.000113941	4.1610%
12/02/2025	0.000113709	4.1504%
12/03/2025	0.000112443	4.1042%
12/04/2025	0.000111733	4.0782%
12/05/2025	0.000334227	4.0663%
12/06/2025	0.000000000	4.0664%
12/07/2025	0.000000000	4.0664%
12/08/2025	0.000111356	4.0646%
12/09/2025	0.000111378	4.0653%
12/10/2025	0.000111037	4.0528%
12/11/2025	0.000109703	4.0042%
12/12/2025	0.000322092	3.9188%
12/13/2025	0.000000000	3.9188%
12/14/2025	0.000000000	3.9188%
12/15/2025	0.000107436	3.9214%
12/16/2025	0.000107695	3.9309%
12/17/2025	0.000107154	3.9112%
12/18/2025	0.000106938	3.9032%
12/19/2025	0.000320166	3.8954%
12/20/2025	0.000000000	3.8954%
12/21/2025	0.000000000	3.8954%
12/22/2025	0.000106739	3.8959%
12/23/2025	0.000107020	3.9062%
12/24/2025	0.000212772	3.8831%
12/25/2025	0.000000000	3.8831%
12/26/2025	0.000320403	3.8982%
12/27/2025	0.000000000	3.8982%
12/28/2025	0.000000000	3.8982%
12/29/2025	0.000107605	3.9276%
12/30/2025	0.000107678	3.9303%
12/31/2025	0.000107643	3.9292%

Performance results are shown net of all fees and expenses and reflect the reinvestment of dividends and other earnings. Many factors affect performance including changes in market conditions and interest rates and in response to other economic, political, or financial developments. Investment involves risk including the possible loss of principal. No assurance can be given that the performance objectives of a given strategy will be achieved. **Past performance is no guarantee of future results. Any financial and/or investment decision may incur losses.**