

# Exclusionary Discipline and Student Support Services Presentation

July 2025

# Behavior and Discipline

# Behavior Incidents - Summary

- Significant increase in Tardy referrals (4,393)
- Increased focus on Truancy/Partial Day absences resulted in increase in referrals (716)
- Decrease in referrals for disruptive behaviors
  - 2023-2024: Hall/Class Conduct & Disrespect – 3,267
  - 2024-2025: Classroom Conduct, Hallway Conduct, & Noncompliance – 2,949
- Severe Infractions
  - School data flipped from last year; Increases at West, Decreases at Central
  - Substance Use referrals are down
  - 48% of severe incidents occur in Hallways or Restrooms

# Detention Summary

- Use of Detention increased at Central and decreased at West due to the loss of a detention room at West around Spring Break due to construction
- Primarily used for Tardies and less severe/disruptive behaviors
- Students continue to be served lunch in detention
- Completion monitored using the Infinite Campus Detention Tracker

# ISS Summary

- ISS continues to be a structured full day of activities
- Allocated Two (2) staff members with a Substitute Teaching License
- Usage of ISS increased due to increase in referrals
- West Campus combined into a shared space with Detention at Spring Break due to construction

# OSS Summary

- Changes in incidences and days of OSS mirror Severe Incidents at both campuses
  - Central – Decrease
  - West - Increase
- Race, IEP Status, and Income Status continue to be indicators of increased risk of severe behaviors and suspensions

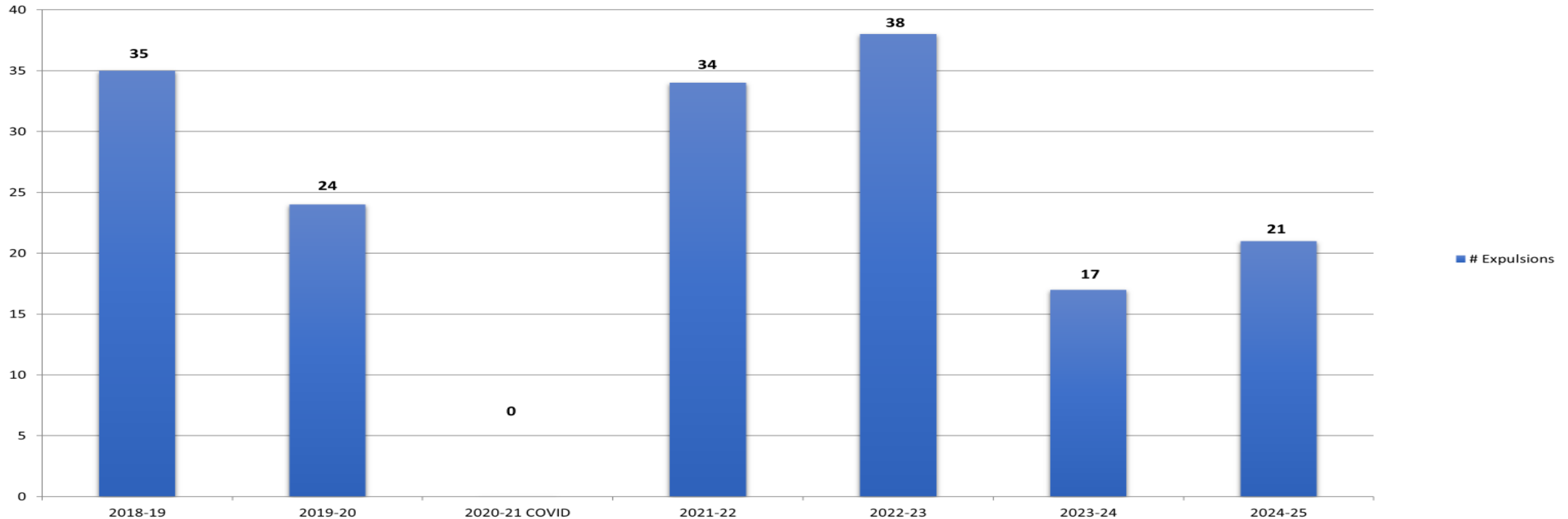
# Behavior/Discipline Changes 2025-2026



- Implement Student Support Table each day
- First Year of Levelled Behavior Infractions (Strategic Plan 1.5)
- Full implementation of Infinite Campus Hall Pass system
  - Additional Scanners purchased for Administrators and Deans
  - Goal to improve interactions between staff and students in hallways by minimizing opportunities for miscommunication
- Classroom Doors locked after the tardy bell (Pilot at West Campus)
  - Students will need a pass to enter class late
  - Hand scanners will help with monitoring
- Explore additional alternative programming for students with an IEP
  - Strategies 1.5 & 2.2 of Strategic Plan

# Number of Expulsions

**Total Number of Expulsions/in Lieu of Expulsions**





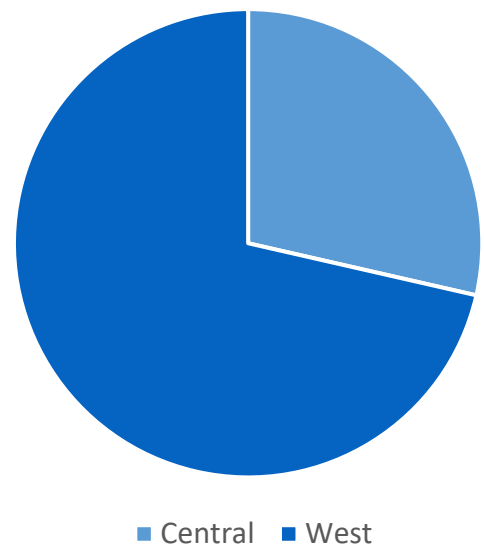
# Interventions

# RSSP Expulsion Program 2024-2025

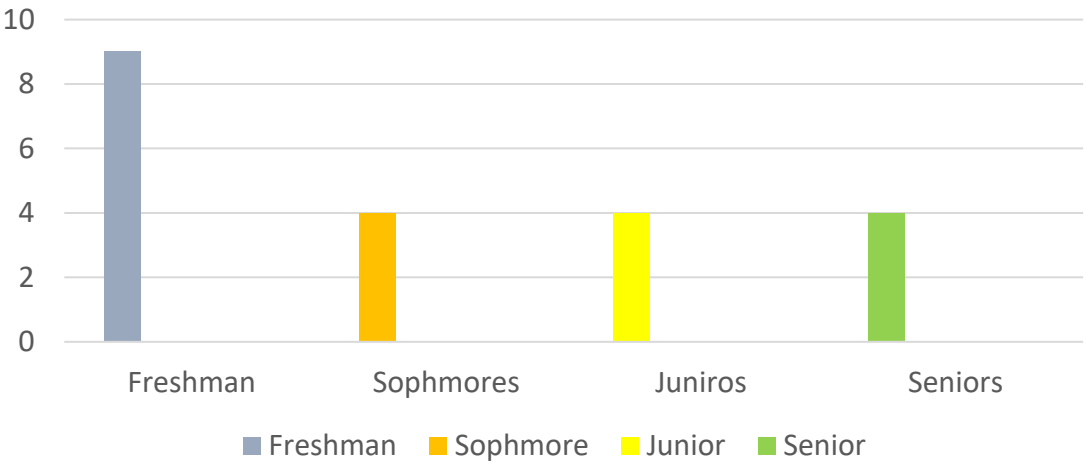
21 students were referred to Lincoln School  
Central- 6 students  
West- 15 students

- Freshmen – 9
- Sophomores – 4
- Juniors – 4
- Seniors - 4

RSSP by Campus

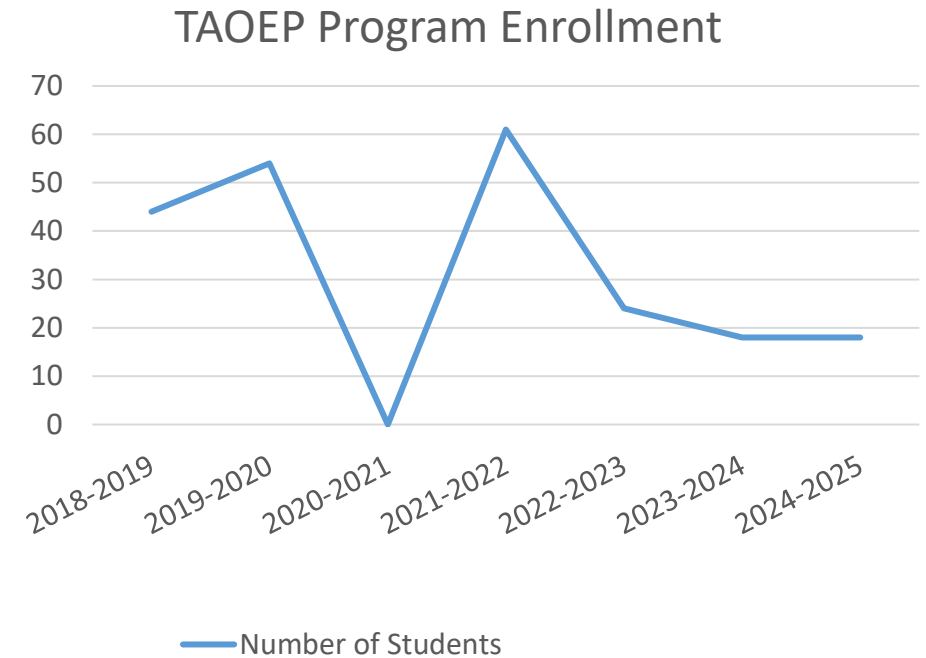


Year in School of Students referred to RSSP  
2024 – 2025 SY



# Truants Alternative and Optional Educational Program (TAOEP)/Alternative Learning Opportunities Program 2024 - 2025

- 18 students referred to Lincoln
  - Central - 9 students
  - West - 9 students
- There was a zero percent increase of students recommended to the TAOEP Program from the 23-24 school year.



# Transition Process

## Students Returning to JTHS from Lincoln



- Director of Equity and Strategic Partnerships, Dean, JTHS Counselor, Lincoln School Counselor, Parent, & Student
- Review student performance at Lincoln
- JTHS counselors provide a preliminary schedule based on the student's needs.
- SEL/BHT Supports are discussed
- Parents and students identify needs and other possible accommodations
- Registration information is given to families
- Opportunity to participate in Problem-Solving Circles

# Problem-Solving Circles

- 343 students were placed on behavior warning
  - 246 referrals were received for problem solving circles
  - 209 families participated in the process
    - 154 families out of 209 successfully completed the PSC process. (74% success rate)
    - Out of the 209 total families
      - 77 were referred by Joliet Central Deans (37%),
      - 132 were referred by Joliet West Deans (63%).

(Note: Referrals from Pathways are absorbed in the numbers from Joliet West and Joliet Central).
- 51 families out of 209 began the PSC process and did not complete the program due to disqualification for not completing the process and not responding to various communication attempts. (24% failure rate)

# Catalyst Program

One-time  
intervention

Three Day  
Assignment

Student and Parent  
must agree to the  
intervention

Student must  
admit that their  
actions were wrong

Re-entry  
agreement created  
by student before  
returning to classes

Students must  
agree to participate  
in 8-week group  
process

# Catalyst Program

## Summary 2024-2025

- 2024-2025 was year three (3) of the Catalyst program
- Referrals and demographics mirror severe incidents
- Administrators made follow-up calls when a family refused Catalyst
  - Joliet Central - ~28% of eligible students refused
  - Joliet West ~13% of eligible students refused

## Updates for Next Year

- Continue to provide follow up communication to minimize program refusals
- Increase push-in support from student Triangle Teams

# Student Support Groups

## Summary 24-25

- Tracking student progress in Panorama.
- Updated group information/criteria for every student group.

## Updates for Next Year

- Exploring ways in ensure every student completes a Pre and Post survey on their experience in group using Panorama.



# Cool Down Room

- Cool Down Room specialist has taken on an increasing number of responsibilities within the school including...
  - Point person of communication for PPS Services and Staff.
  - Providing and organizing McKinney Vento Support and Resources throughout the school and community.
  - Threat Assessment Team Member.
  - Hospital Liaison between area mental health hospitals and support staff.

# Thriveworks

- Use of IRIS online system to make referrals to Thriveworks for PPS Staff.
- 58 Referrals completed by IRIS.
- Continue use of IRIS to make referrals to Thriveworks.

# Substance Abuse Interventions



## Summary 2024-2025

- Added Community Partner BELA Recovery.
- Completed Tier 1 Freshman Presentations (Prevention Education)
- Added Will County Substance Abuse Counselor for individual support.

## Updates for Next Year

- Expanding prevention education especially to our younger high school students.
- New Grant Funding to expand on professional development and tier 1 prevention education (\$5,000 per school, each semester)

# Behavioral Health Teams

## Summary 2024-2025

- Similar number of Referrals as recent years
- Addition of WCHD Substance Use Department
- Loss of Joliet Township Government Counseling mid-year
- Increase in screening paperwork at West to match Central

## Adjustments 2025-2026

- Continue with referrals from Triangle Teams to BHT
- Increase communication/collaboration with Community Partners
- Explore additional programming to support student needs

# Home Visits

- Continued usage due to Chronic Absenteeism with families not responsive to phone calls and e-mails.
- Will continue to use to collect signatures.
- Best Practice training conducted annually.

## Updates 25-26:

- Review staffing and assignments of how Home Visits are assigned (equity).
- Continue to brainstorm ways to expand on usage. (McKinney-Vento families)

# Questions



# Data and Additional Information

We will enter most of our slides as an addendum after this section



# Enrollment Demographics

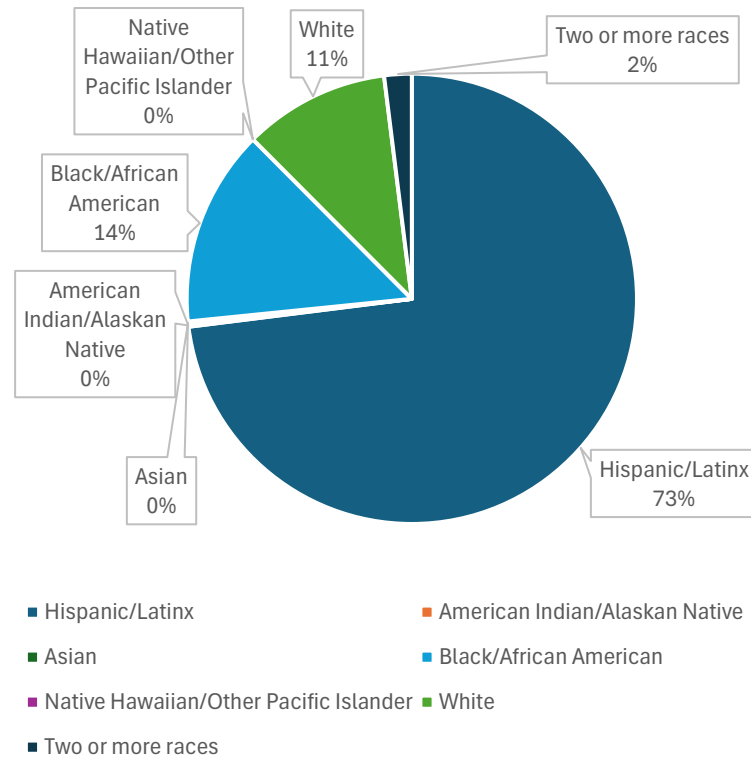
2024-2025 School Year



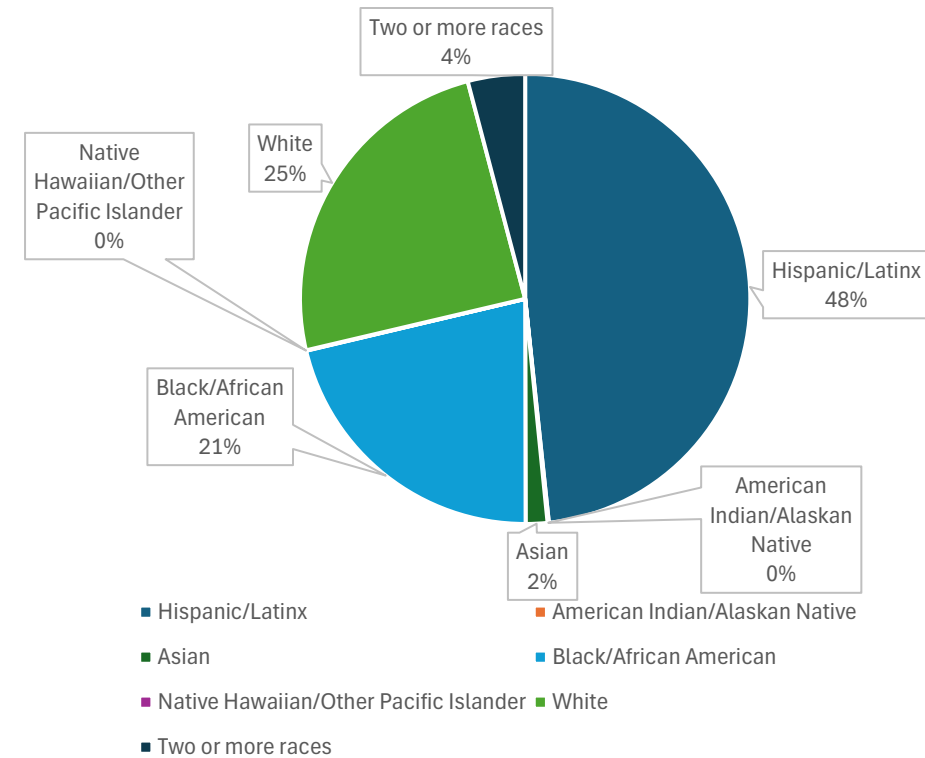


# Race/Ethnicity

## Joliet Central



## Joliet West

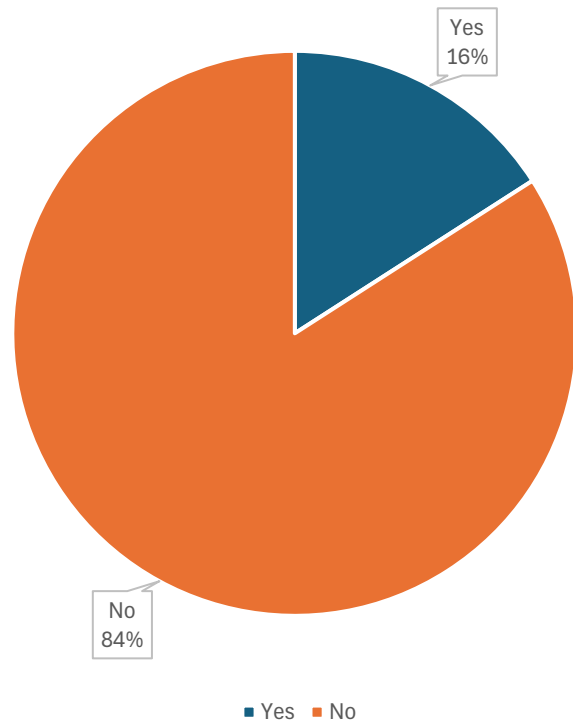


# Race/Ethnicity

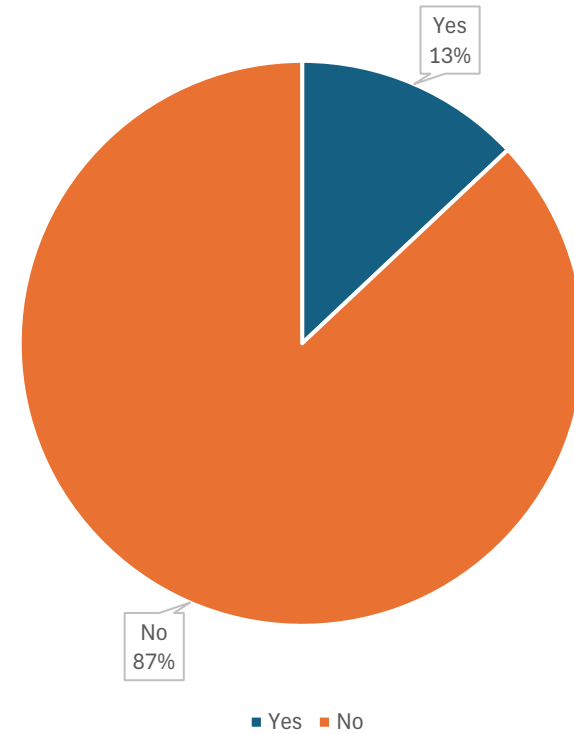
Race/Ethnicity	Central	West
Hispanic/Latinx	2330	1552
American Indian/Alaskan Native	6	3
Asian	6	50
Black/African American	451	685
Native Hawaiian/Other Pacific Islander	0	1
White	335	789
Two or more races	63	132
Total	3191	3212

# IEP Status

## Joliet Central



## Joliet West

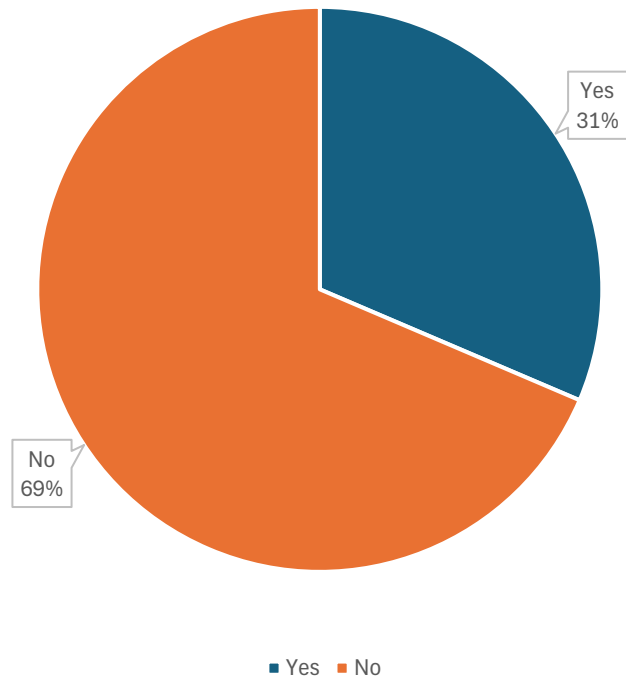


# IEP Status

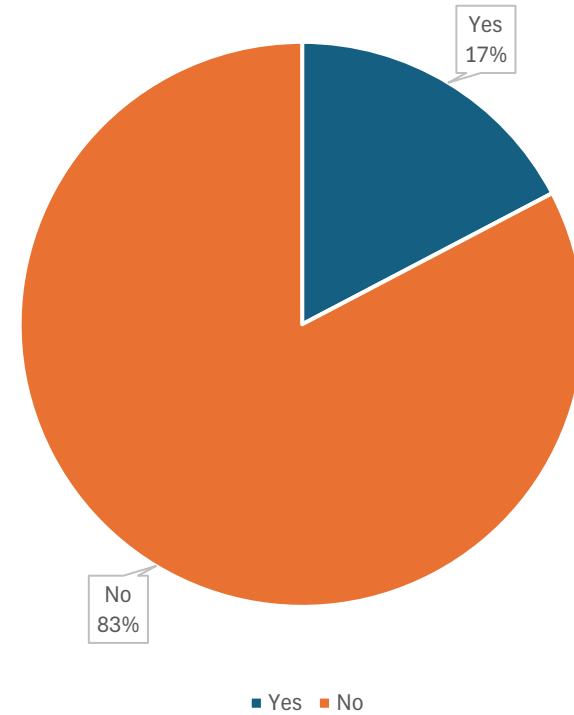
IEP Status	Central	West
Yes	508	417
No	2684	2794
Total	3192	3211

# EL Status

## Joliet Central



## Joliet West

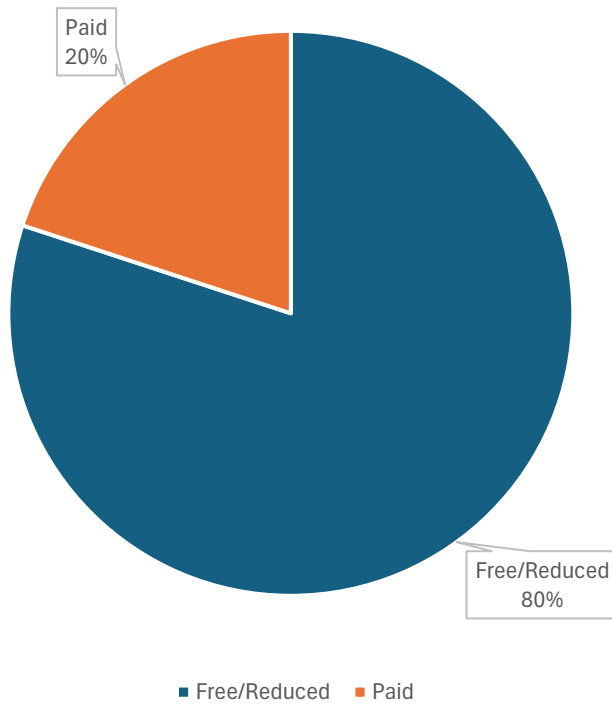


# EL Status

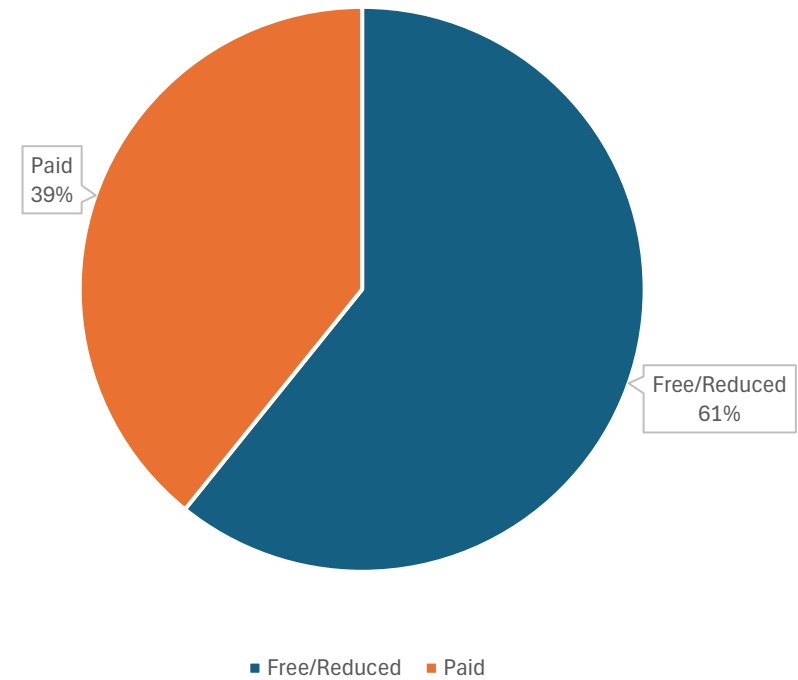
EL	Central	West
Yes	1003	556
No	2189	2655
Total	3192	3211

# Meal Status

## Joliet Central



## Joliet West



# Meal Status

Meal Status	Central	West
Free/Reduced	2555	1952
Paid	637	1259
Total	3192	3211



# Behavior and Discipline

# Incident Data



# Total Office Discipline Referrals (ODR)

2021-2022 School Year					2022-2023 School Year				
Event Type	Central Campus	Pathways Campus	West Campus	Grand Total	Event Type	Central Campus	Pathways Campus	West Campus	Grand Total
Assault	13	1	91	105	Assault	12	2	24	38
Attire	22		25	47	Attire	36		14	50
Battery	27	12	50	89	Battery	26	8	34	68
*No Bus Disruption Incidents					Bus Disruption	12	1	15	28
Cafeteria	1	2	28	31	Cafeteria	1	3	23	27
Derogatory Language	54	12	69	135	Derogatory Language	52	33	54	139
Disrespect	434	40	692	1166	Disrespect	387	28	518	933
Distribution	7		7	14	Distribution	2		4	6
*No Electronic Equipment Incidents					Electronic Equipment	69	4	141	214
False Alarms	1		6	7	False Alarms	5		3	8
Fighting	128	10	87	225	Fighting	80	12	133	225
Fireworks	4			4	*No Fireworks Incidents				
Forgery	1		6	7	Forgery	1		1	2
*No Gambling Incidents					Gambling	5			5
Gangs	10	2	12	24	Gangs	6	2	2	10
Hall/Class Conduct	363	36	620	1019	Hall/Class Conduct	424	7	606	1037
Harassment, Intimidation or Bullying	15	7	63	85	Harassment, Intimidation or Bullying	19	29	49	97
Identification	6		17	23	Identification	70		7	77
Instigation/Mob Action	51	1	20	72	Instigation/Mob Action	38	4	16	58
Pass Misuse	26		41	67	Pass Misuse	39		55	94
Plagiarism / Cheating	2		31	33	Plagiarism / Cheating	9	1	18	28
Sexual Harassment	5	8	17	30	Sexual Harassment	3	8	1	12
Student Violence	7	1	27	35	Student Violence	3	1	27	31
Substance Abuse	114	9	136	259	Substance Abuse	99	25	104	228
Tardy to class	380		388	768	Tardy to class	12780	44	9898	22722
Theft	10	2	22	34	Theft	10	1	18	29
Tobacco/Smoking Device	100	17	97	214	Tobacco/Smoking Device	93	8	92	193
Unauthorized Parking			3	3	Unauthorized Parking	6		3	9
Unauthorized Presence	1434	12	717	2163	Unauthorized Presence	1066	9	562	1637
Unexcused Absence or Truancy Full	7	4	45	56	Unexcused Absence or Truancy Full Day	17	3	75	95
Unexcused Absence or Truancy Part	203	17	432	652	Unexcused Absence or Truancy Part Day	381	30	972	1383
Vandalism	13	6	24	43	Vandalism	21	1	14	36
Verbal Confrontation	43	6	71	120	Verbal Confrontation	40	6	80	126
Violation of AUP			1	1	Violation of AUP			2	2
Weapon	37	2	29	68	Weapon	17		25	42
Grand Total	3518	206	3874	7599	Grand Total	15829	270	13590	29689

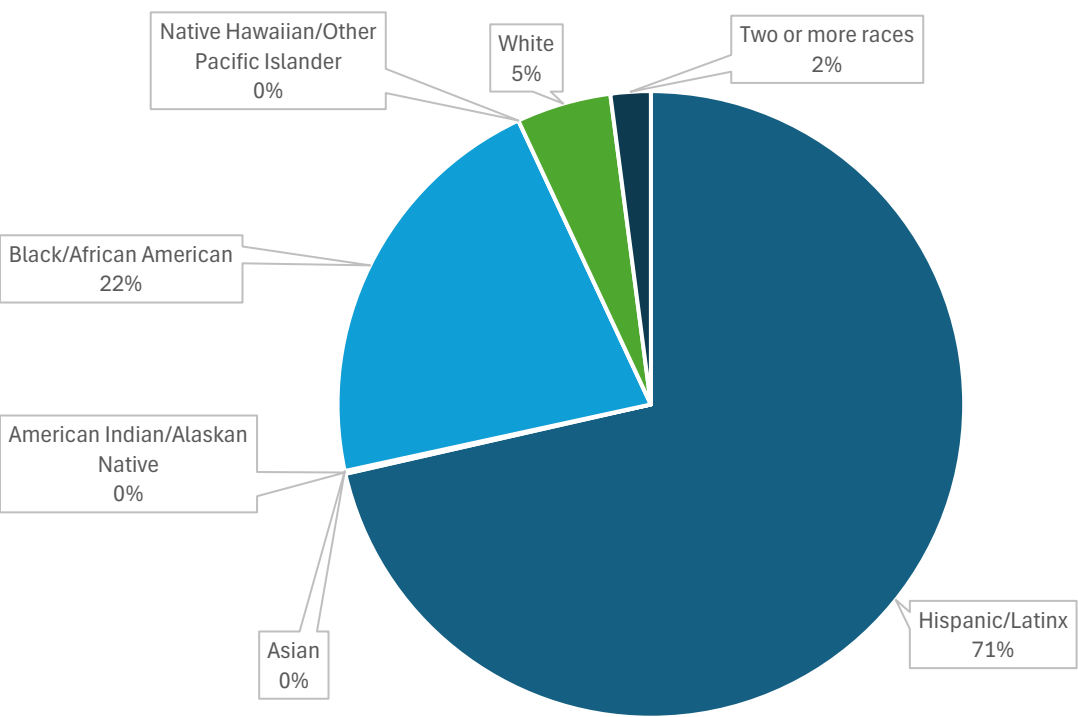
# Total Office Discipline Referrals (ODR)

2023-2024 School Year					
Event Type	Central Campus	Pathways Campus	Transition Center	West Campus	Grand Total
Assault	22	3		55	80
Attire	14			6	20
Battery	34	10	1	28	73
Bus Disruption	3			3	6
Cafeteria	5			17	22
Classroom Conduct - New 24-25					
Derogatory Language	59	17		62	138
Disrespect	384	29		521	934
Distribution	3			5	8
Electronic Equipment	29	2		195	226
No Extortion Referrals					
False Alarms				1	1
Fighting	122	12		87	221
Forgery	8			9	17
Gambling				11	11
Gangs	6	1		4	11
Hall/Class Conduct	1124	11		1198	2333
Harassment, Intimidation or Bullying	5			42	47
Identification	442			41	483
Inappropriate Display of Affection - New 24-25					
Instigation/Mob Action	40			21	61
Negligent Driving				1	1
Noncompliance - New 24-25					
Pass Misuse	60			60	120
Sexual Harassment	12	1		2	15
Substance Abuse	74	11		91	176
Tardy to class	12080			6715	18795
Theft	12			15	27
Threat of Violence	15	2		18	35
Tobacco/Smoking Device	75	7		94	176
Unauthorized Parking				66	66
Unauthorized Presence	691	4		506	1201
Unexcused Absence or Truancy Full Day	18	7		68	93
Unexcused Absence or Truancy Part Day	230	10		712	952
Vandalism	19			17	36
Verbal Confrontation	49	9		73	131
Violation of AUP	2				2
Weapon	13			14	27
<b>Grand Total</b>	<b>15650</b>	<b>136</b>	<b>1</b>	<b>10758</b>	<b>26545</b>

2024-2025 School Year					
Event Type	Central Campus	Pathways Campus	Transition Center	West Campus	Grand Total
Assault	18	9		49	76
Attire	9			8	17
Battery	33	10		45	88
Bus Disruption	1	2		7	10
Cafeteria	8			26	34
Classroom Conduct	400	22		712	1134
Derogatory Language	36	22		77	135
Disrespect - Eliminated 24-25					
Distribution				7	7
Electronic Equipment	44	1		154	199
Extortion	1				1
False Alarms				3	3
Fighting	97	13		92	202
Forgery	3			15	18
Gambling	7			9	16
Gangs	4	2		14	20
Hallway Conduct (Separated for 24-25)	739	4		632	1375
Harassment, Intimidation or Bullying	16	1	1	33	51
Identification	49			52	101
Inappropriate Display of Affection	10			9	19
Instigation	33	2		28	63
Negligent Driving	1			3	4
Noncompliance	184	2		254	440
Pass Misuse	54			62	116
Sexual Harassment	3	2		3	8
Substance Abuse	63	16		80	159
Tardy to class	15283			7905	23188
Theft	17	4		10	31
Threat of Violence	9	1		17	27
Tobacco/Smoking Device	62	1		90	153
Unauthorized Parking	1			116	117
Unauthorized Presence	831	5		646	1482
Unexcused Absence or Truancy Full Day	10			39	49
Unexcused Absence or Truancy Part Day	947			748	1695
Vandalism	17			10	27
Verbal Confrontation	71	7		106	184
No Violation of AUP Referrals					
Weapon	16			14	30
<b>Grand Total</b>	<b>19077</b>	<b>126</b>	<b>1</b>	<b>12075</b>	<b>31279</b>

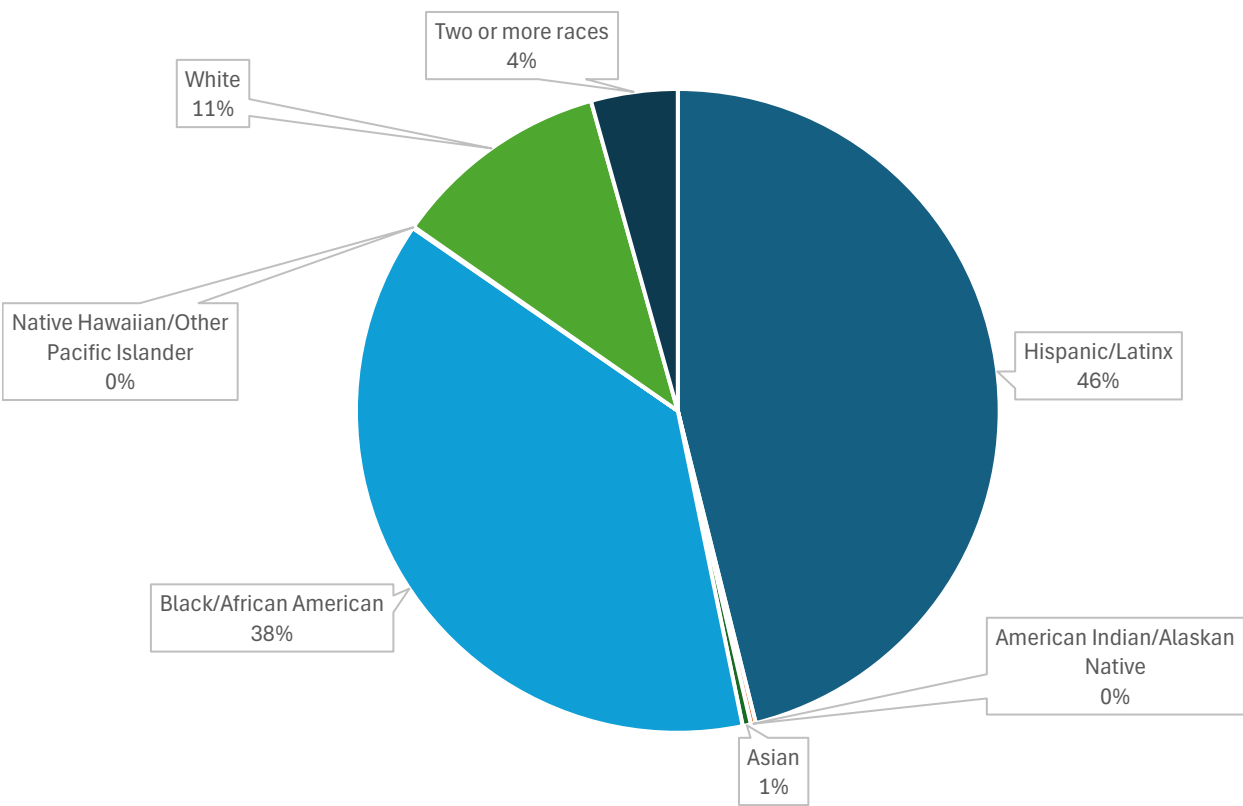
# All ODR Race/Ethnicity 2024-2025

Central



- Hispanic/Latinx
- Asian
- Native Hawaiian/Other Pacific Islander
- Two or more races
- American Indian/Alaskan Native
- Black/African American
- White

West



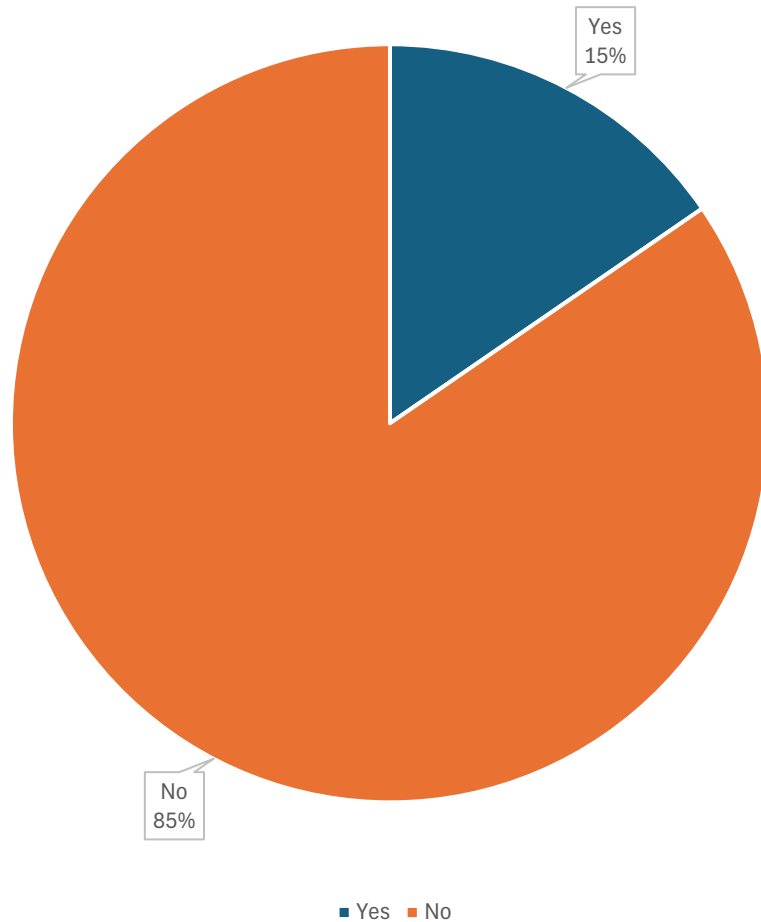
- Hispanic/Latinx
- Black/African American
- Two or more races
- American Indian/Alaskan Native
- Asian
- Native Hawaiian/Other Pacific Islander
- White

# All ODR Race/Ethnicity 2024-2025

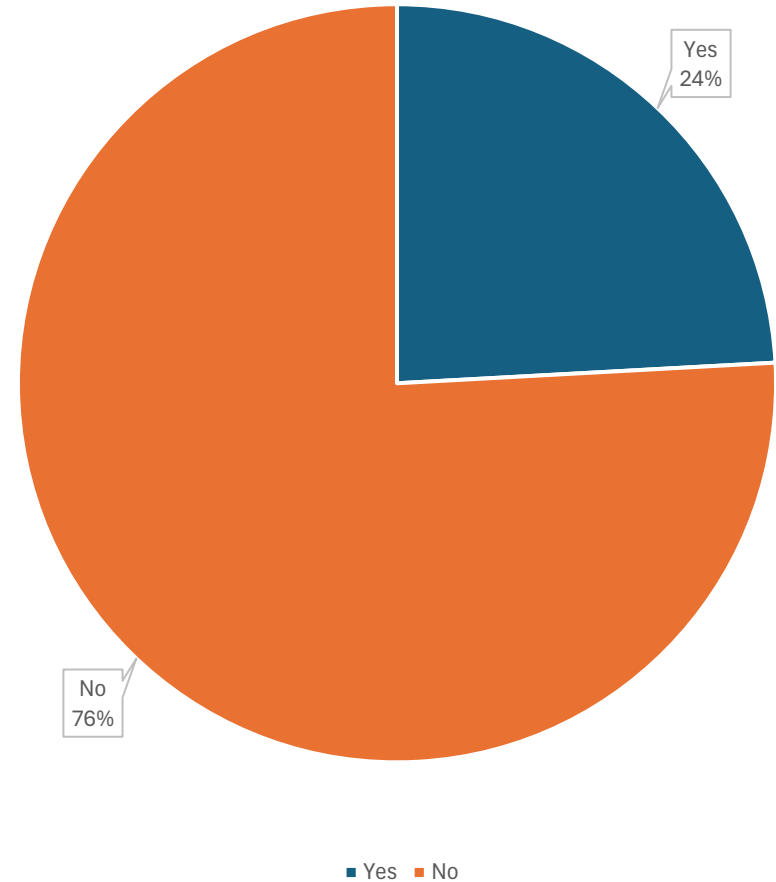
Race/Ethnicity	Central Campus	West Campus	Grand Total
American Indian/Alaskan Native	27	30	57
Asian	1	50	51
Black/African American	4094	4570	8664
Hispanic/Latinx	13629	5567	19196
Native Hawaiian/Other Pacific Islander		10	10
Two or more races	395	525	920
White	931	1323	2254
Grand Total	19077	12075	31152

# All ODR IEP Status 2024-2025

Central



West



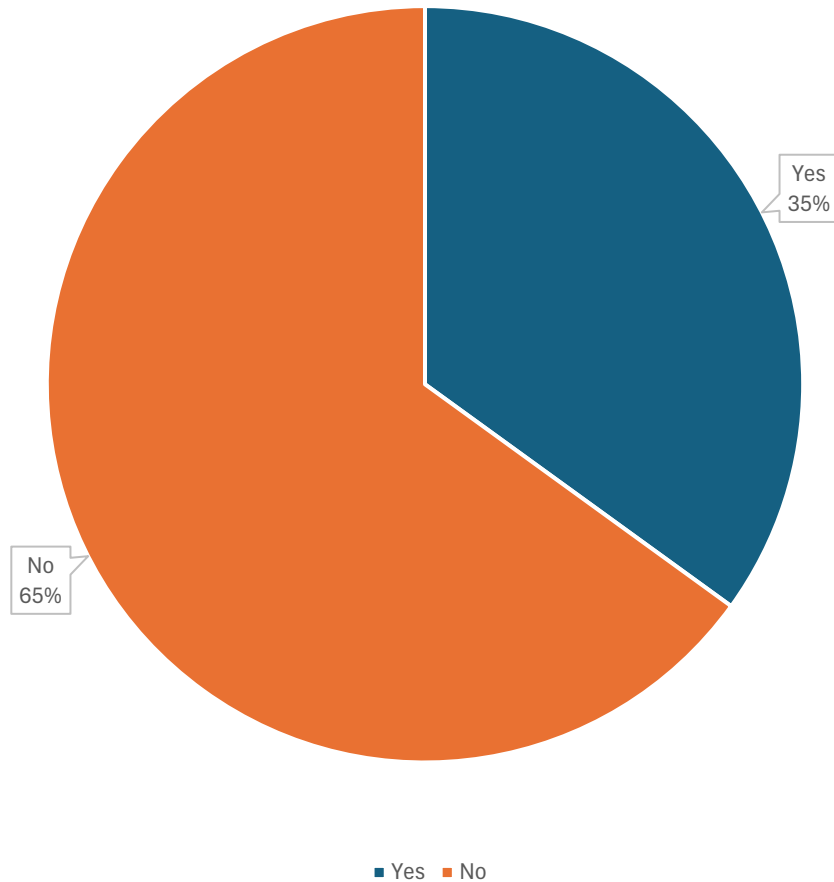
# All ODR IEP Status 2024-2025

IEP	Central Campus	West Campus	Grand Total
No	16137	9161	25298
Yes	2940	2914	5854
Grand Total	19077	12075	31152

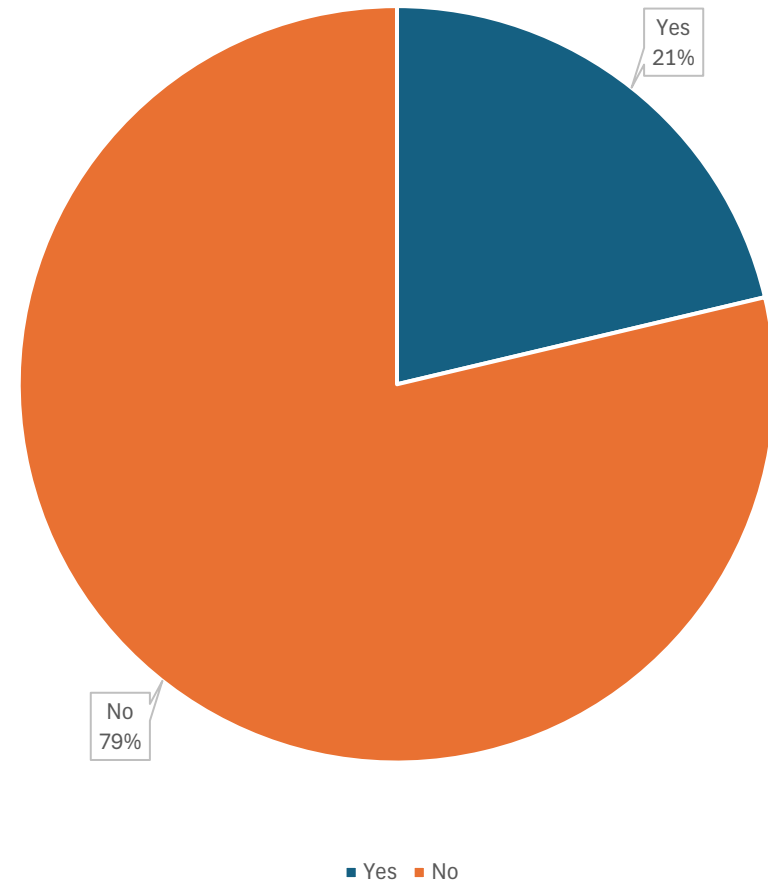


# All ODR EL Status 2024-2025

Central



West

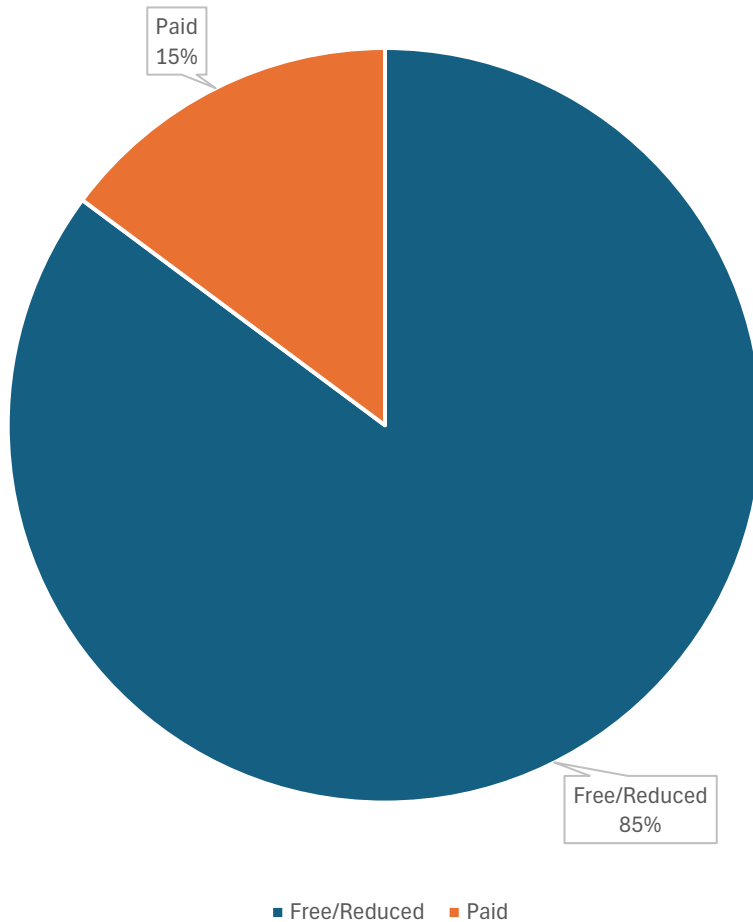


# All ODR EL Status 2024-2025

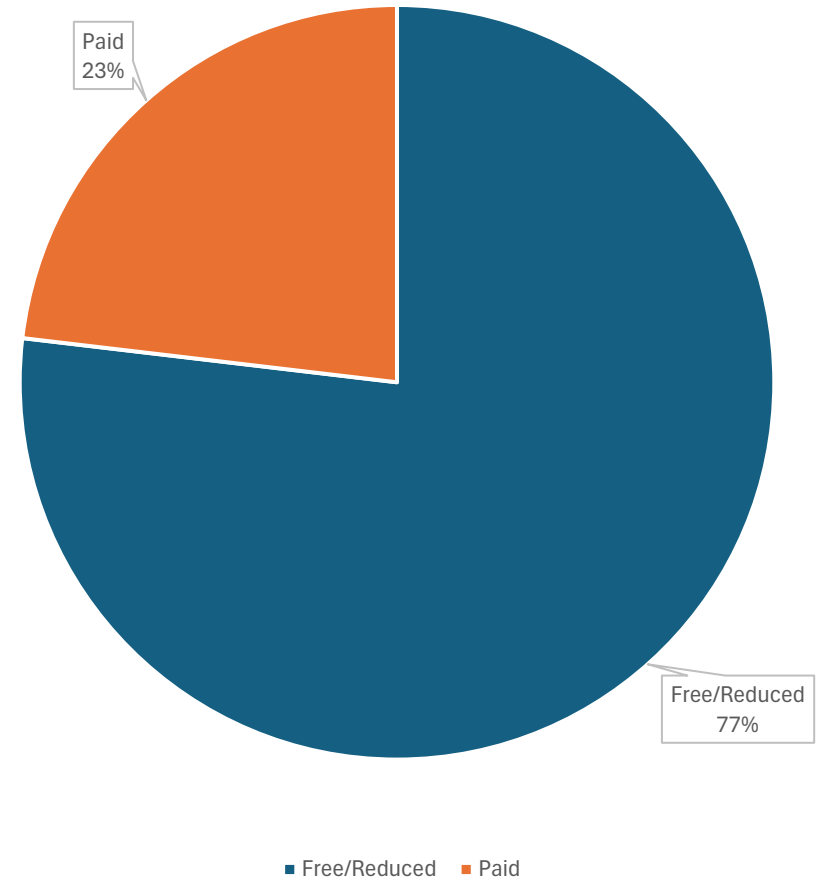
EL	Central Campus	West Campus	Grand Total
No	12404	9503	21907
Yes	6673	2572	9245
Grand Total	19077	12075	31152

# All ODR F/R Indicator 2024-2025

Central



West

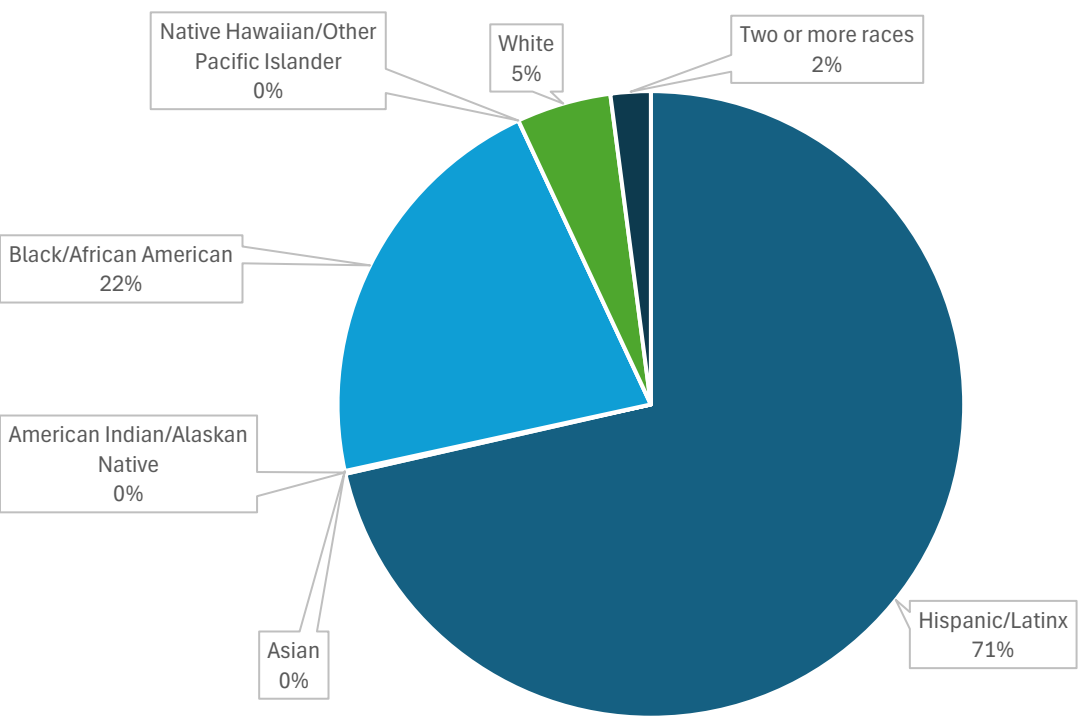


# All ODR F/R Indicator 2024-2025

Meal Status	Central Campus	West Campus	Grand Total
Free	14288	8219	22507
Paid	2827	2793	5620
Reduced	1962	1063	3025
Grand Total	19077	12075	31152

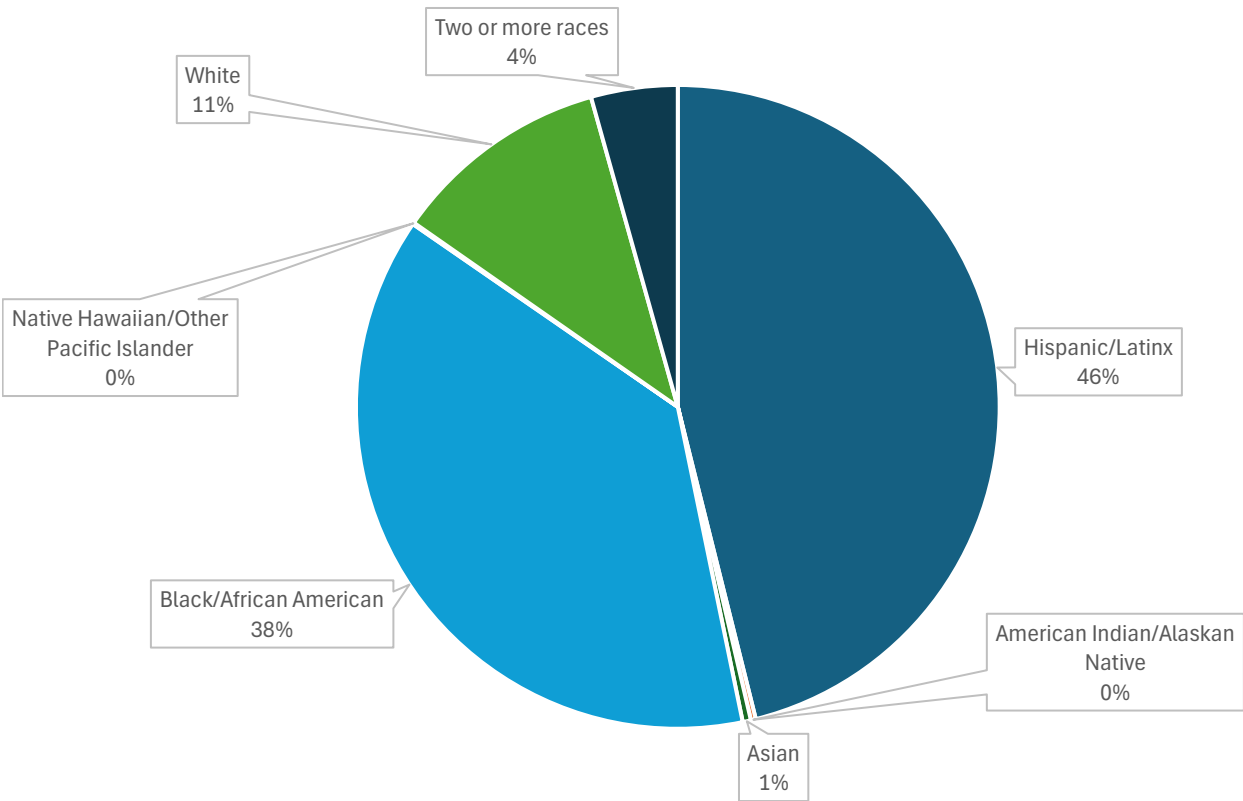
# Non-Tardy Referrals Race/Ethnicity 2024-2025

Central



- Hispanic/Latinx
- Asian
- Native Hawaiian/Other Pacific Islander
- Two or more races
- American Indian/Alaskan Native
- Black/African American
- White

West



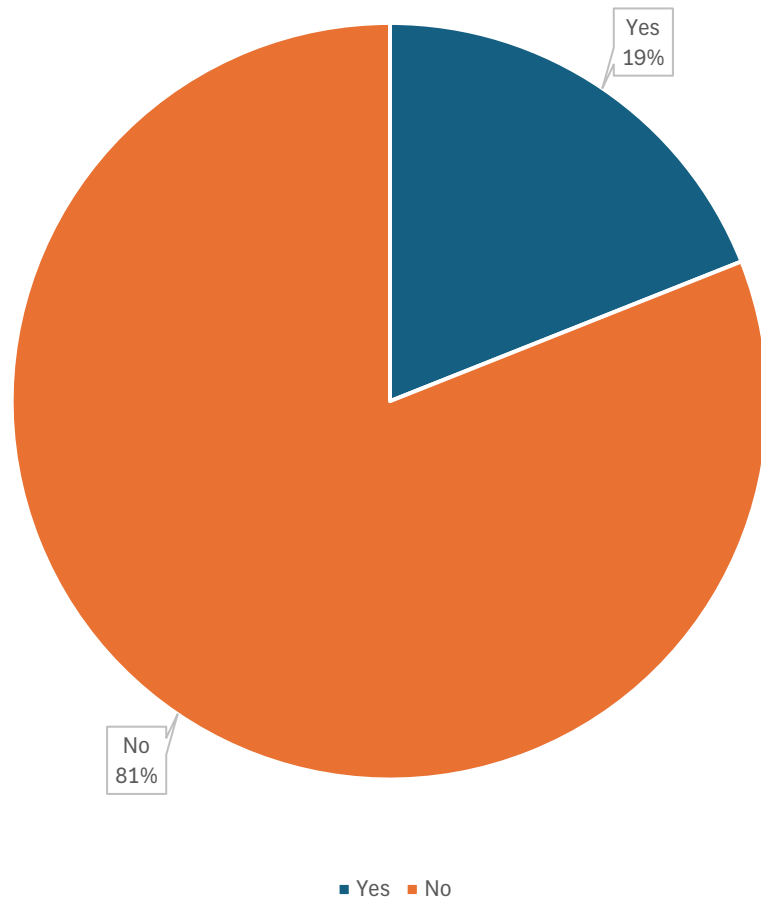
- Hispanic/Latinx
- Asian
- Native Hawaiian/Other Pacific Islander
- Two or more races
- American Indian/Alaskan Native
- Black/African American
- White

# Non-Tardy Referrals Race/Ethnicity 2024-2025

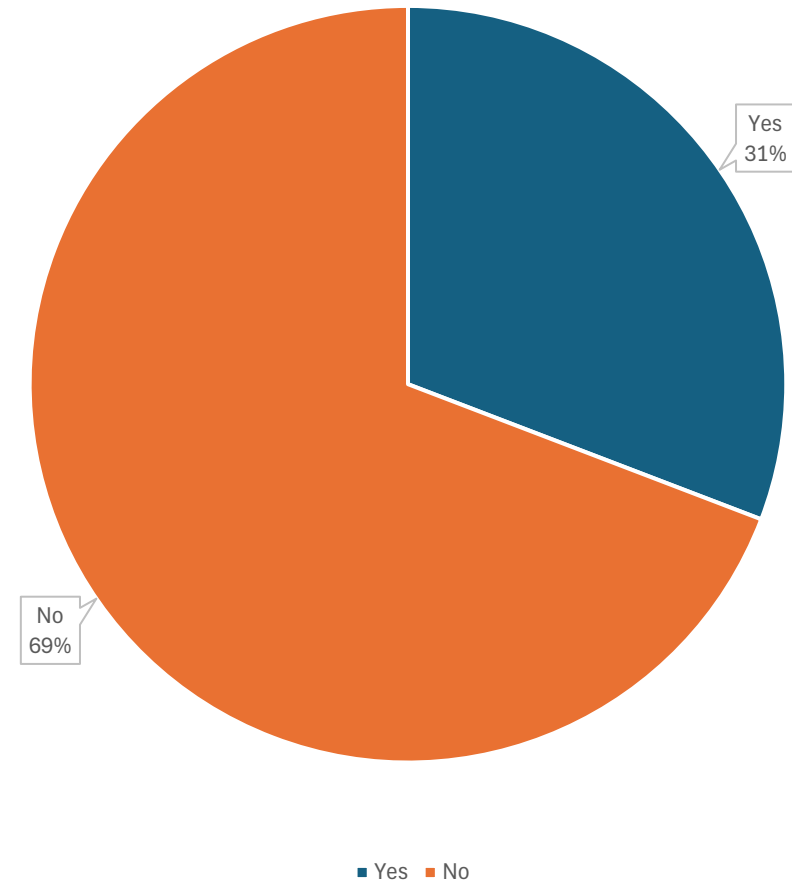
IEP	Central Campus	West Campus	Grand Total
American Indian/Alaskan Native	5	11	16
Asian		24	24
Black/African American	1058	1737	2795
Hispanic/Latinx	2429	1639	4068
Native Hawaiian/Other Pacific Islander		4	4
Two or more races	66	250	316
White	236	505	741
Grand Total	3794	4170	7964

# Non-Tardy Referral IEP Status 2024-2025

Central



West



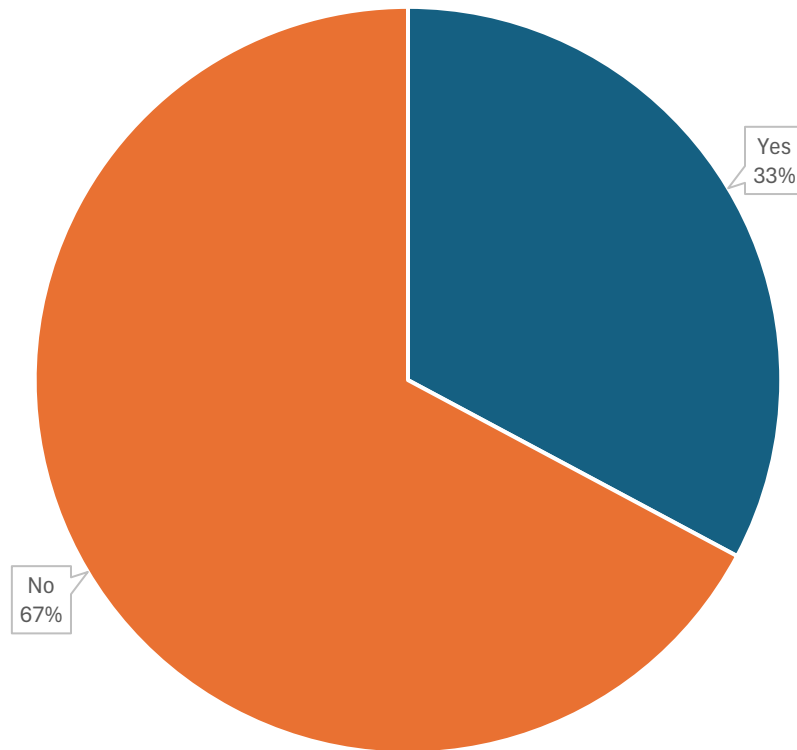
# Non-Tardy Referral IEP Status 2024-2025

IEP	Central Campus	West Campus	Grand Total
No	3074	2885	5959
Yes	720	1285	2005
Grand Total	3794	4170	7964



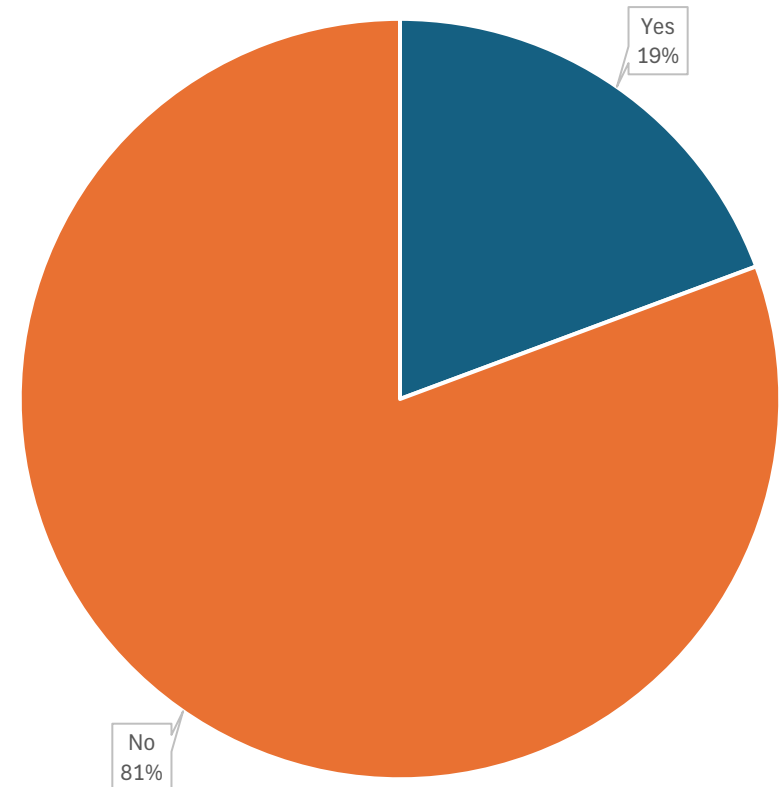
# Non-Tardy Referral EL Status 2024-2025

Central



■ Yes ■ No

West



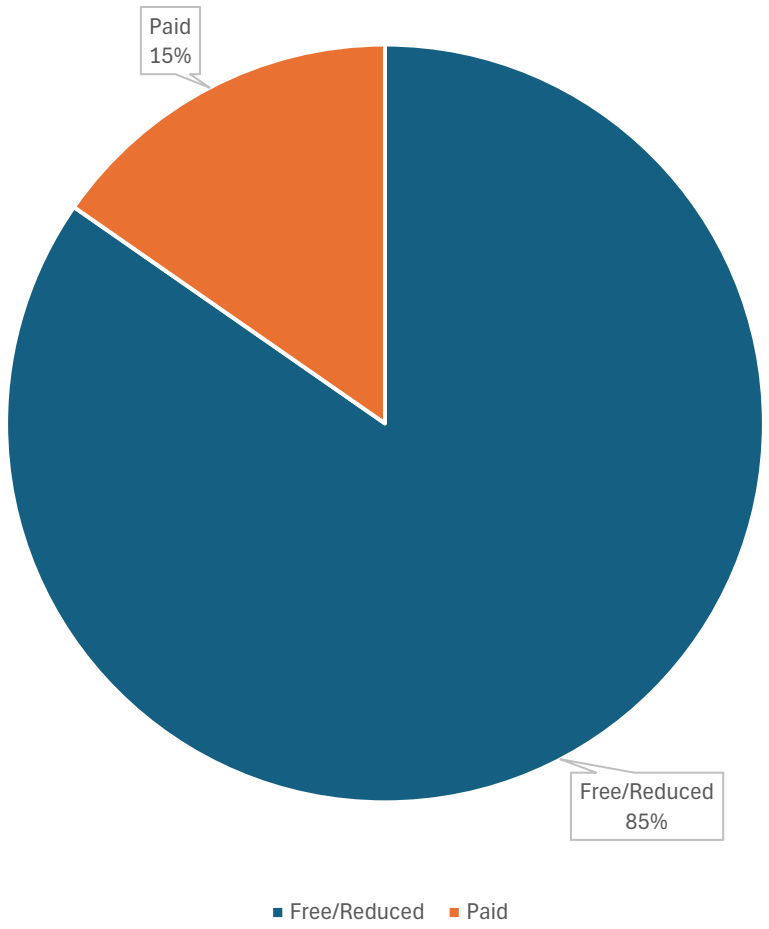
■ Yes ■ No

# Non-Tardy Referral EL Status 2024-2025

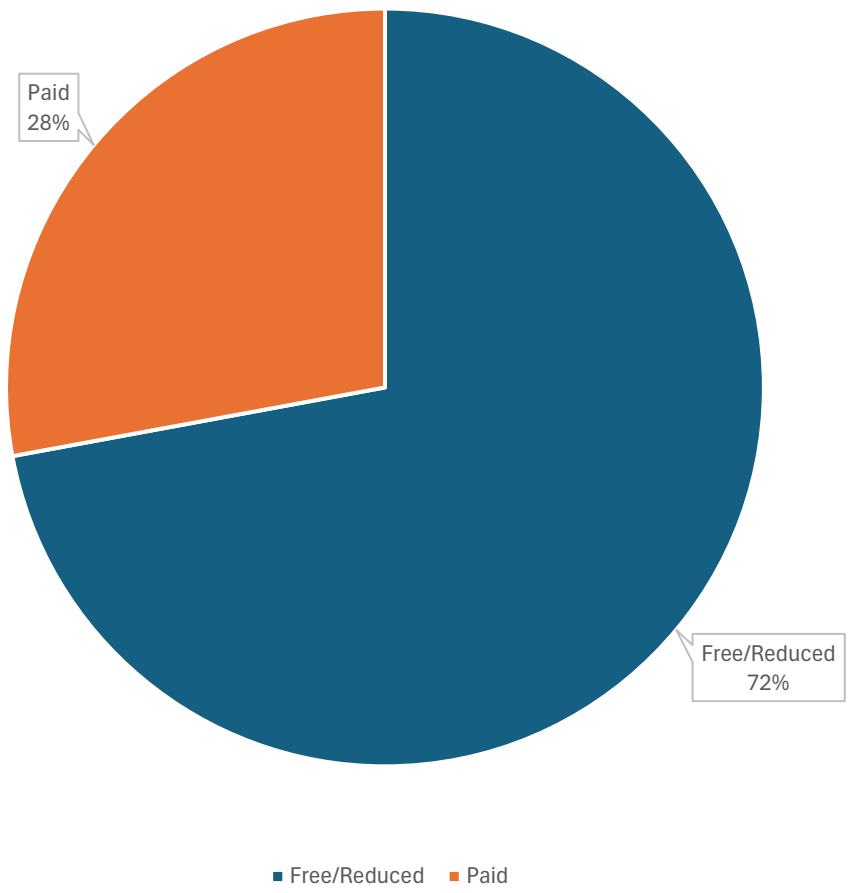
EL	Central Campus	West Campus	Grand Total
No	2549	3364	5913
Yes	1245	806	2051
Grand Total	3794	4170	7964

# Non-Tardy Referral F/R Indicator 2024-2025

Central



West



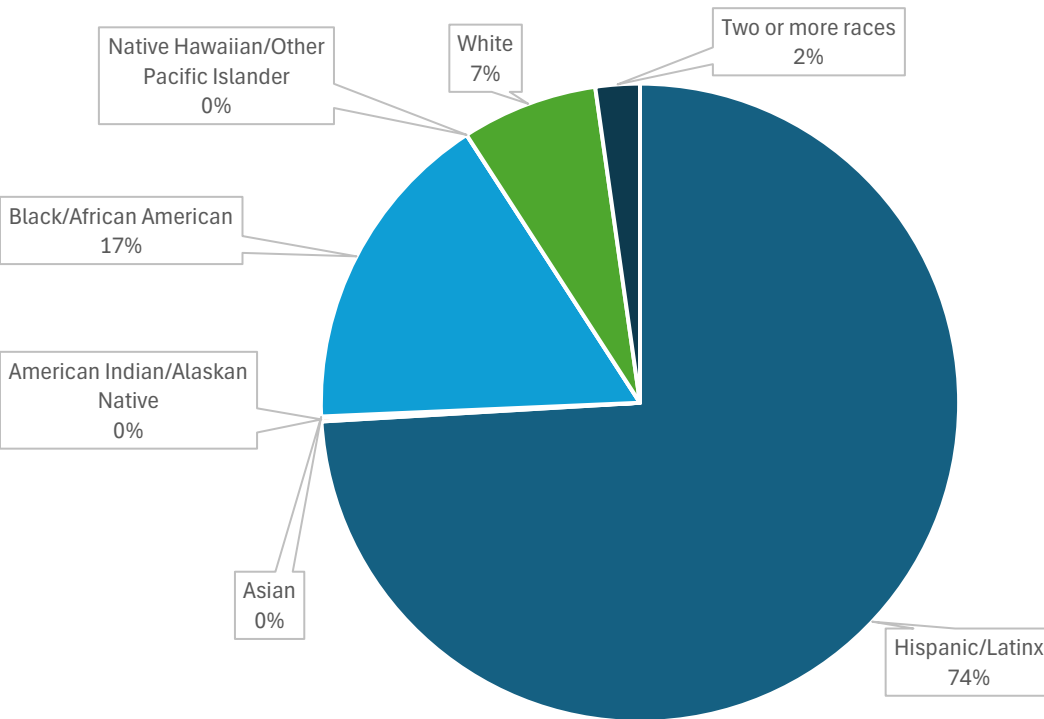
# Non-Tardy Referral F/R Indicator 2024-2025

Meal Status	Central Campus	West Campus	Grand Total
Free	2908	2886	5794
Paid	525	944	1469
Reduced	361	340	701
Grand Total	3794	4170	7964

# Individual Students – At least 1 Referral

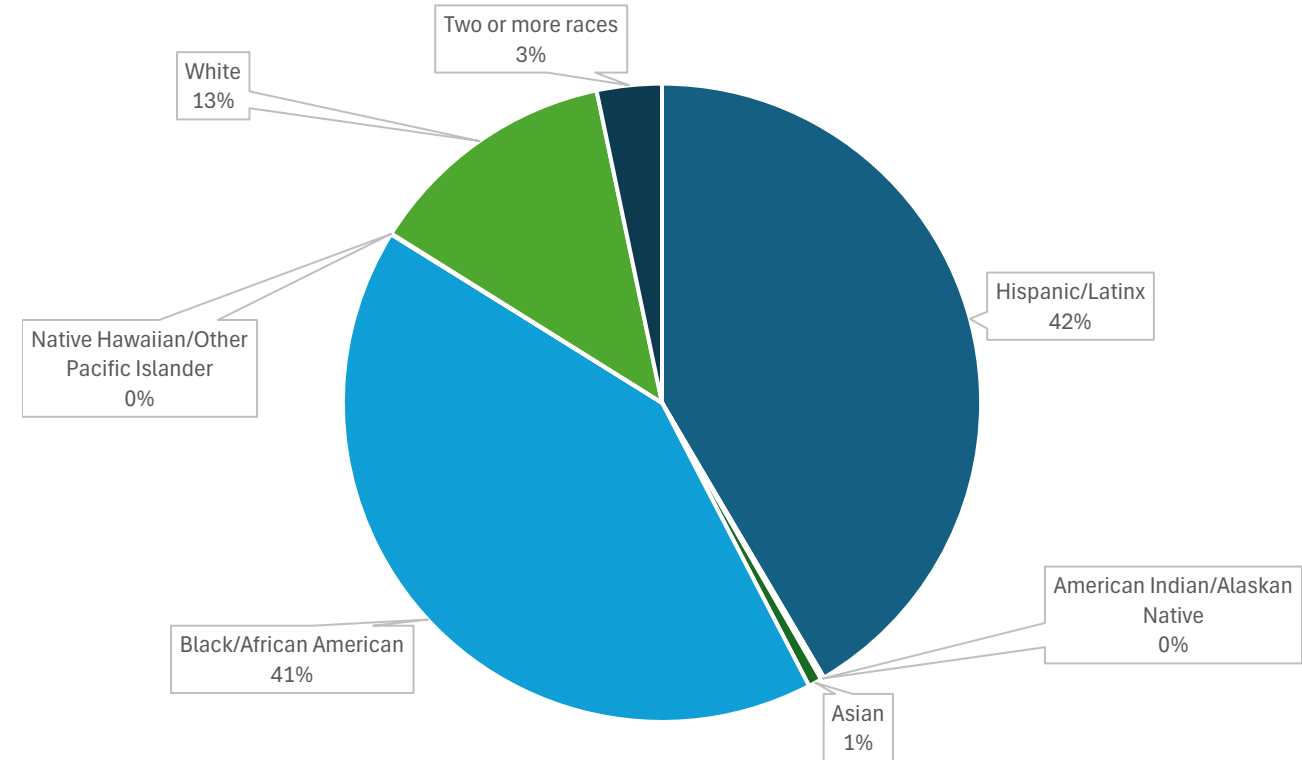
## Race/Ethnicity

Central



■ Hispanic/Latinx  
■ Asian  
■ Native Hawaiian/Other Pacific Islander  
■ Two or more races  
■ American Indian/Alaskan Native  
■ Black/African American  
■ White

West



■ Hispanic/Latinx  
■ Asian  
■ Native Hawaiian/Other Pacific Islander  
■ Two or more races  
■ American Indian/Alaskan Native  
■ Black/African American  
■ White

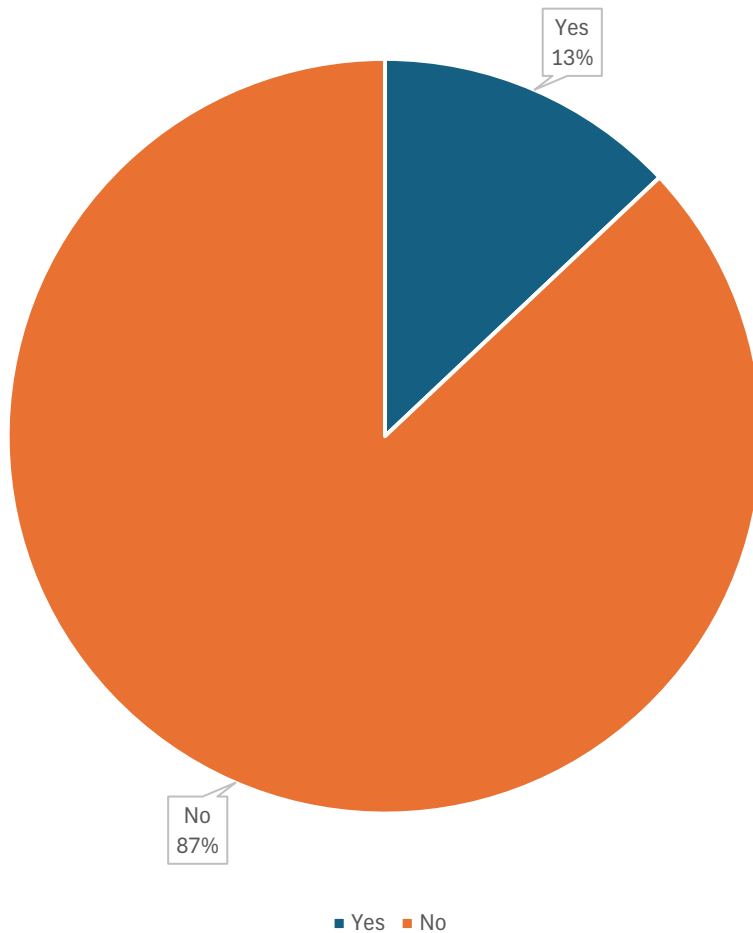
# Individual Students – At least 1 Referral Race/Ethnicity

Race/Ethnicity	Central Campus	West Campus	Grand Total
American Indian/Alaskan Native	5	4	9
Asian	1	16	17
Black/African American	398	573	971
Hispanic/Latinx	1782	972	2754
Native Hawaiian/Other Pacific Islander		1	1
Two or more races	54	77	131
White	166	300	466
Grand Total	2406	1943	4349

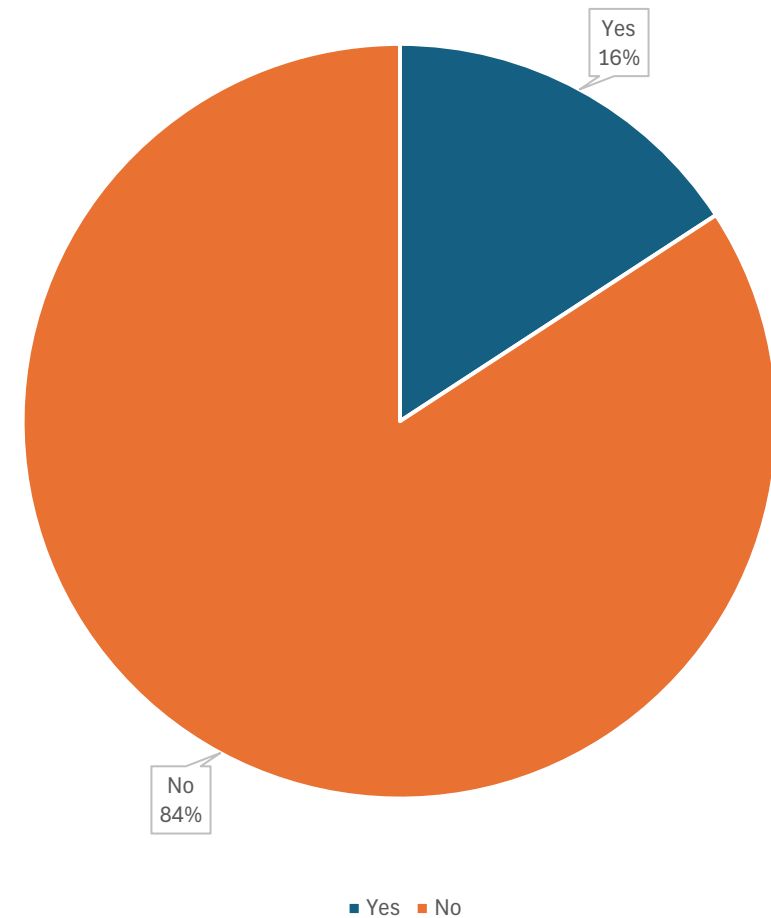
# Individual Students – At least 1 Referral

## IEP Status

Central



West



# Individual Students – At least 1 Referral

## IEP Status

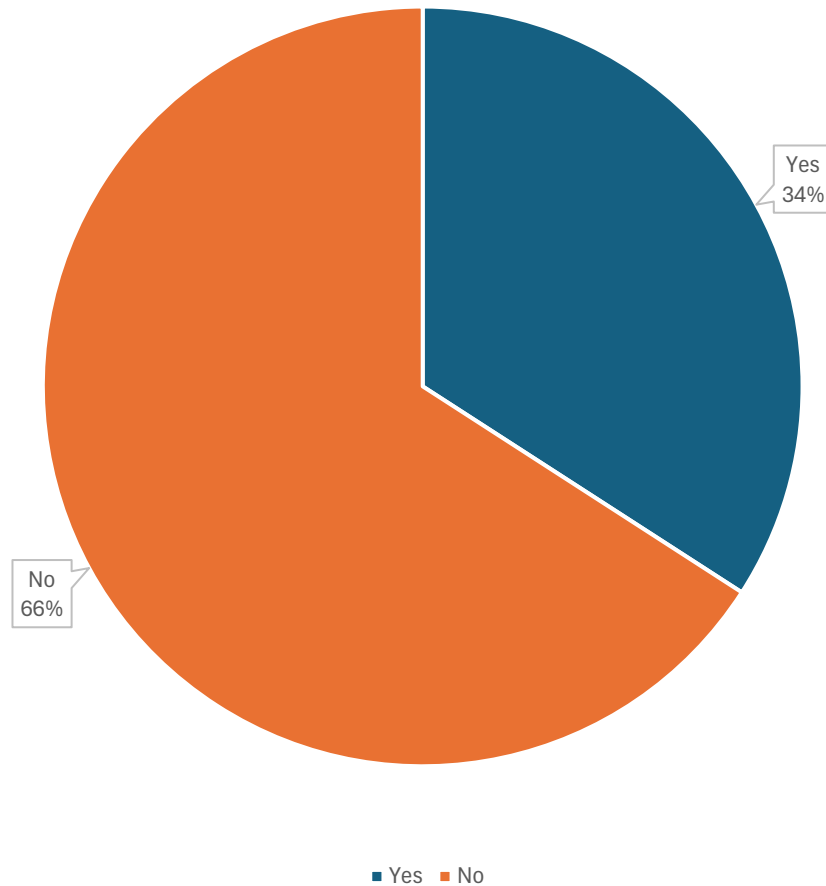
IEP	Central Campus	West Campus	Grand Total
No	2094	1636	3730
Yes	312	307	619
Grand Total	2406	1943	4349



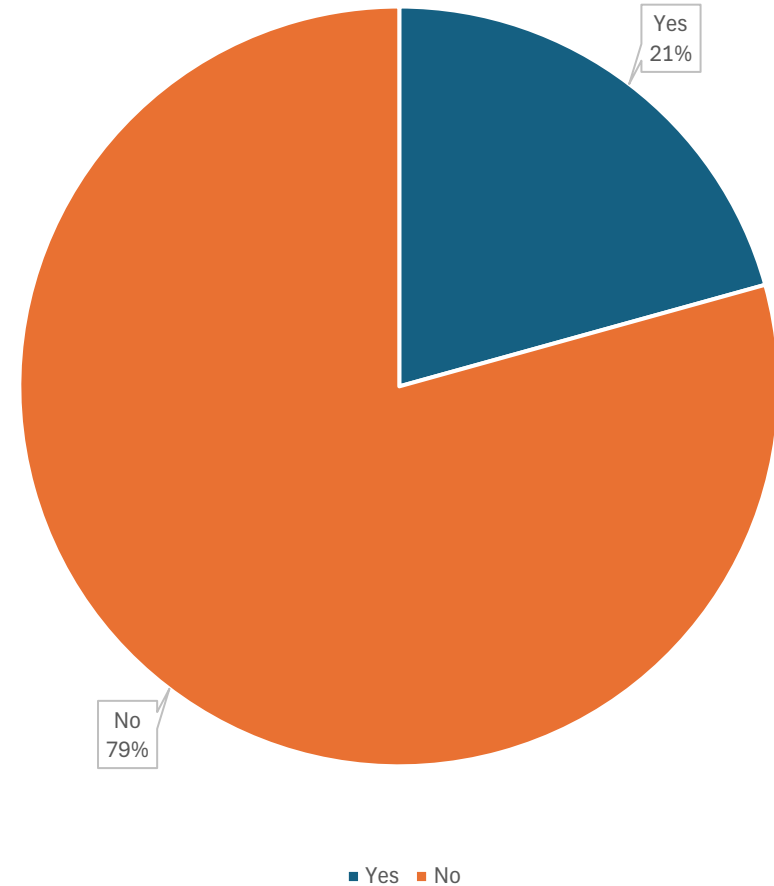
# Individual Students – At least 1 Referral

## EL Status

Central



West



# Individual Students – At least 1 Referral

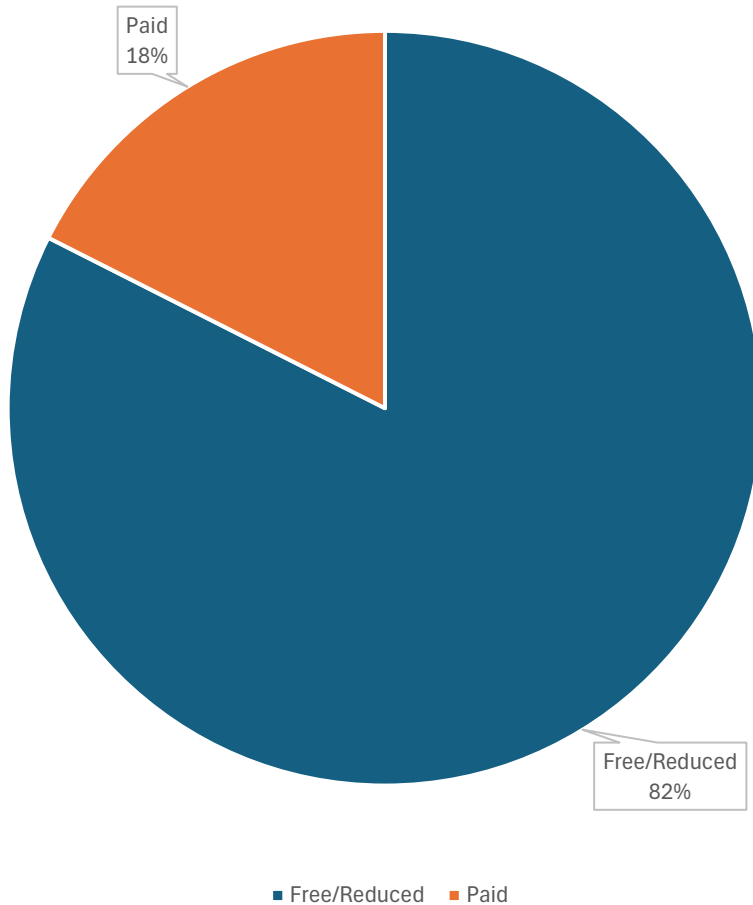
## EL Status

EL	Central Campus	West Campus	Grand Total
No	1585	1541	3126
Yes	821	402	1223
Grand Total	2406	1943	4349

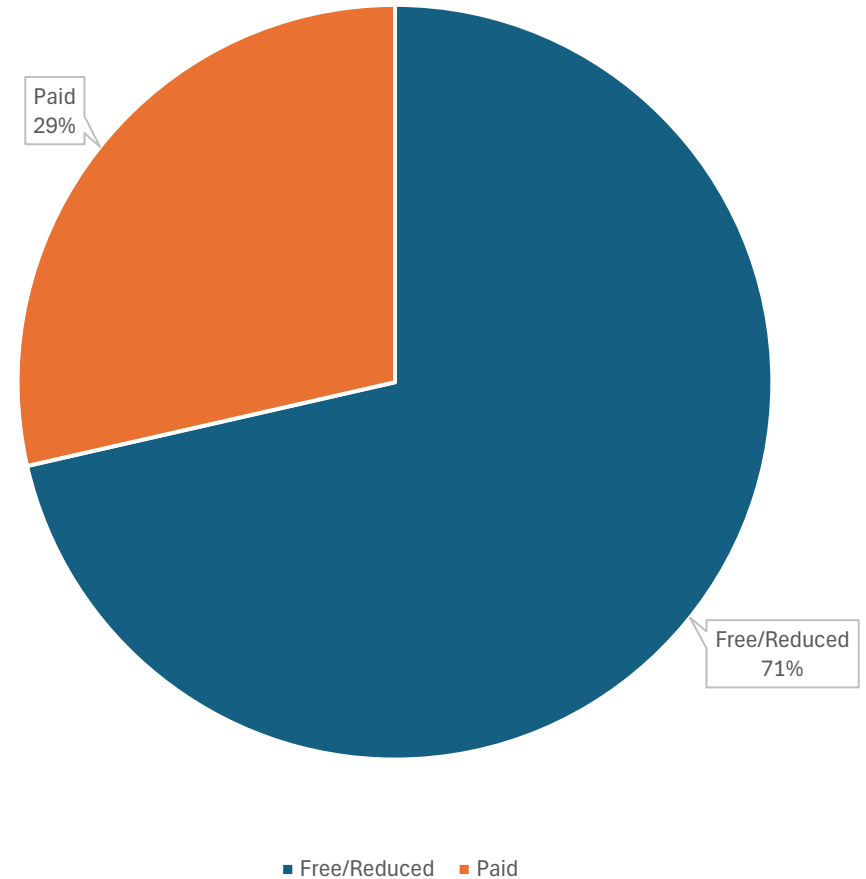
# Individual Students – At least 1 Referral

## Meal Status

Central



West



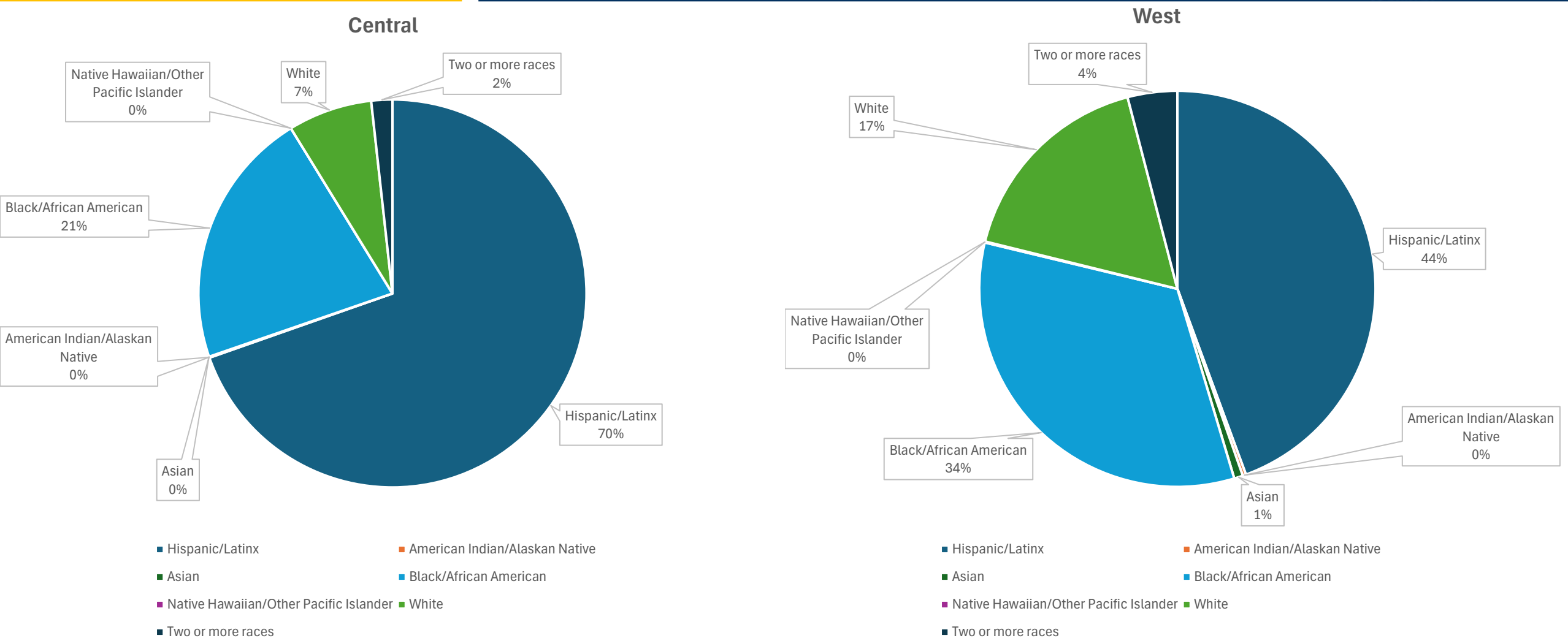
# Individual Students – At least 1 Referral

## Meal Status

Meal Status	Central Campus	West Campus	Grand Total
Free	1714	1207	2921
Paid	422	555	977
Reduced	270	181	451
Grand Total	2406	1943	4349

# Individual Students – At least 1 Non-tardy Referral

## Race/Ethnicity



# Individual Students – At least 1 Non-tardy Referral

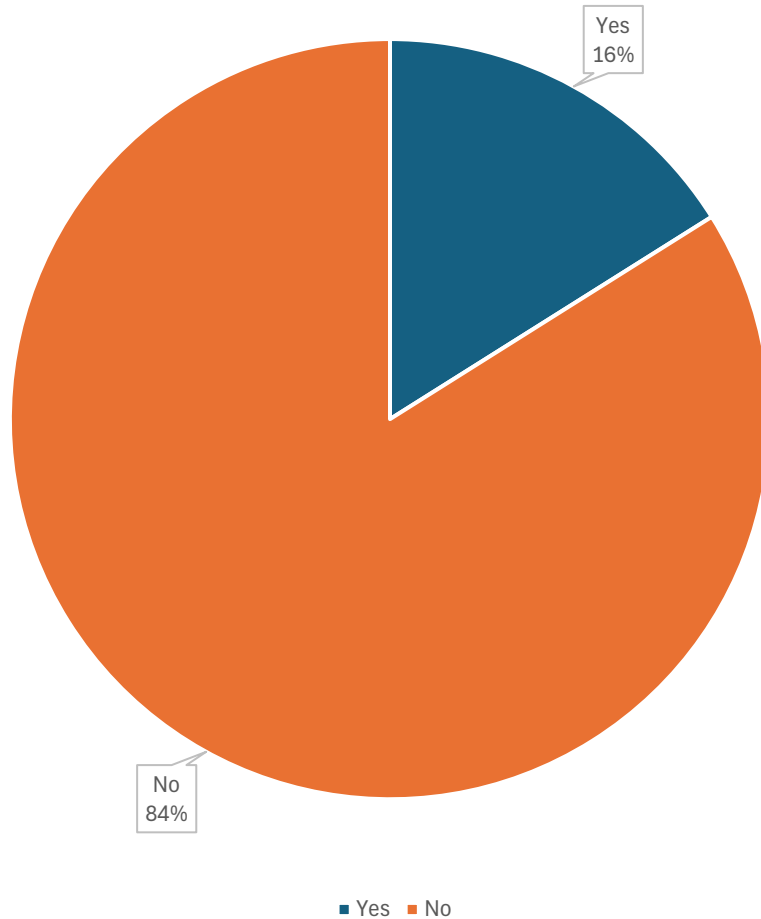
## Race/Ethnicity

Race/Ethnicity	Central	West
Hispanic/Latinx	754	493
American Indian/Alaskan Native	1	3
Asian	0	8
Black/African American	233	371
Native Hawaiian/Other Pacific Islander	0	1
White	76	190
Two or more races	19	45
Total	1083	1111

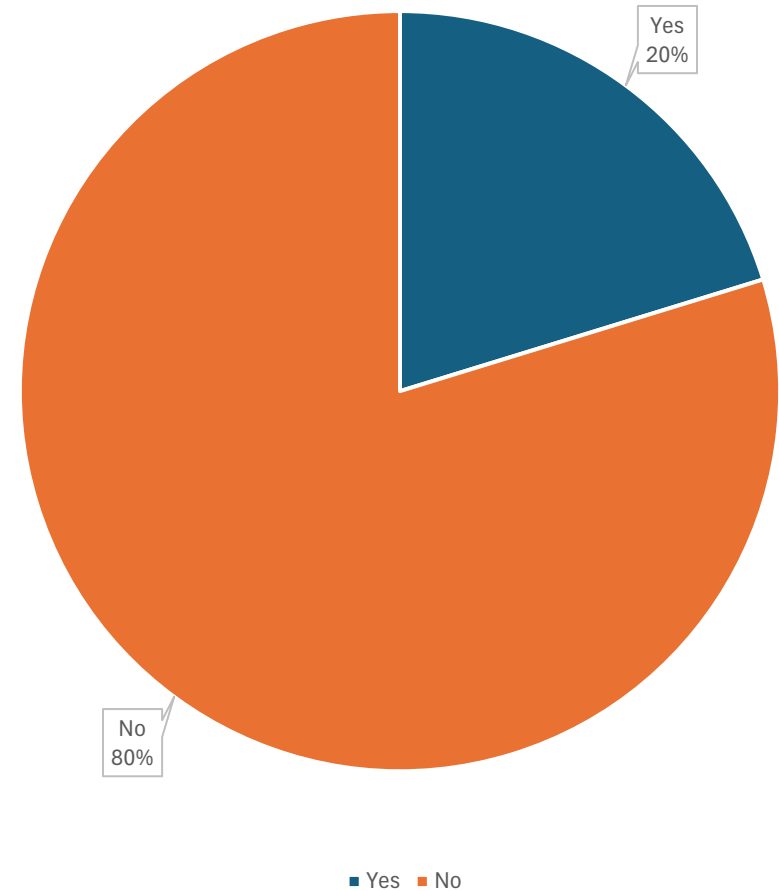
# Individual Students – At least 1 Non-Tardy Referral

## IEP Status

Central



West



# Individual Students – At least 1 Non-Tardy Referral

## IEP Status

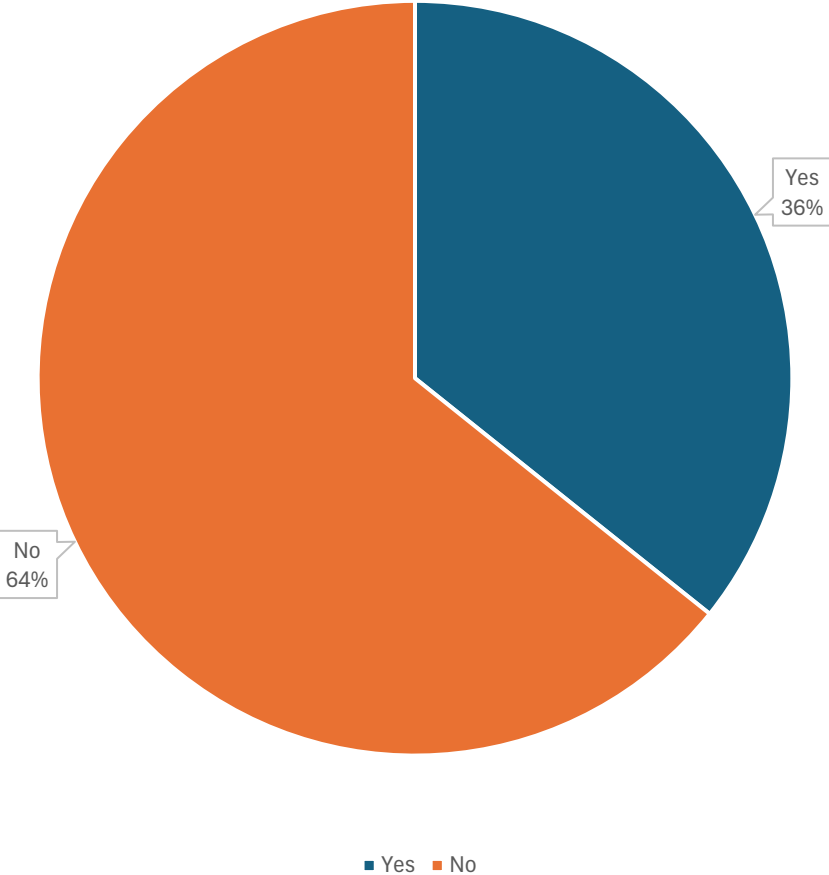
IEP Status	Central	West
Yes	174	225
No	909	886
Total	1083	1111



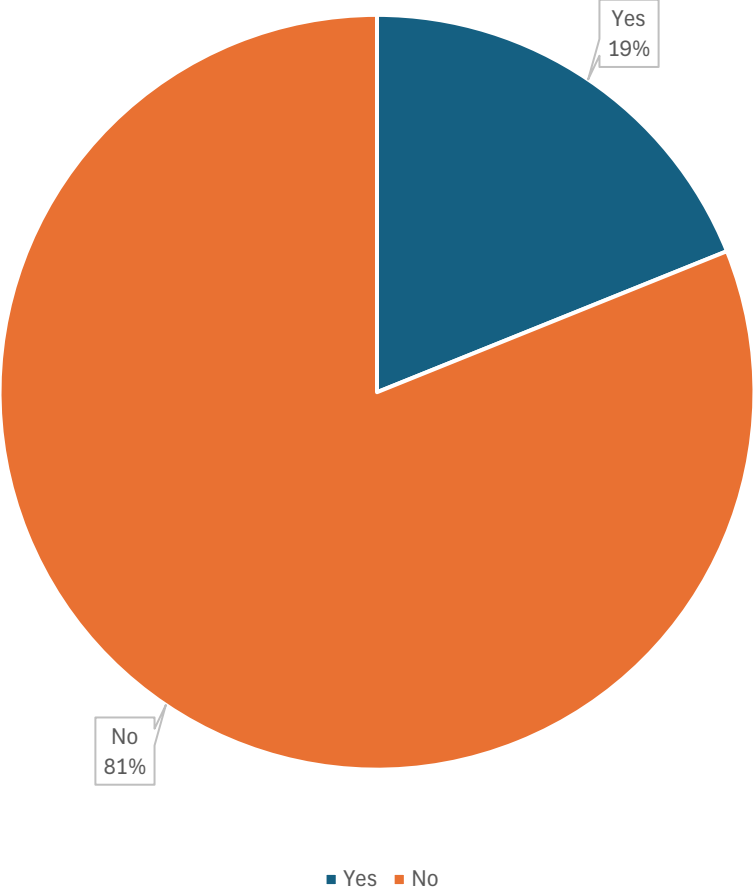
# Individual Students – At least 1 Non-Tardy Referral

## EL Status

Central



West



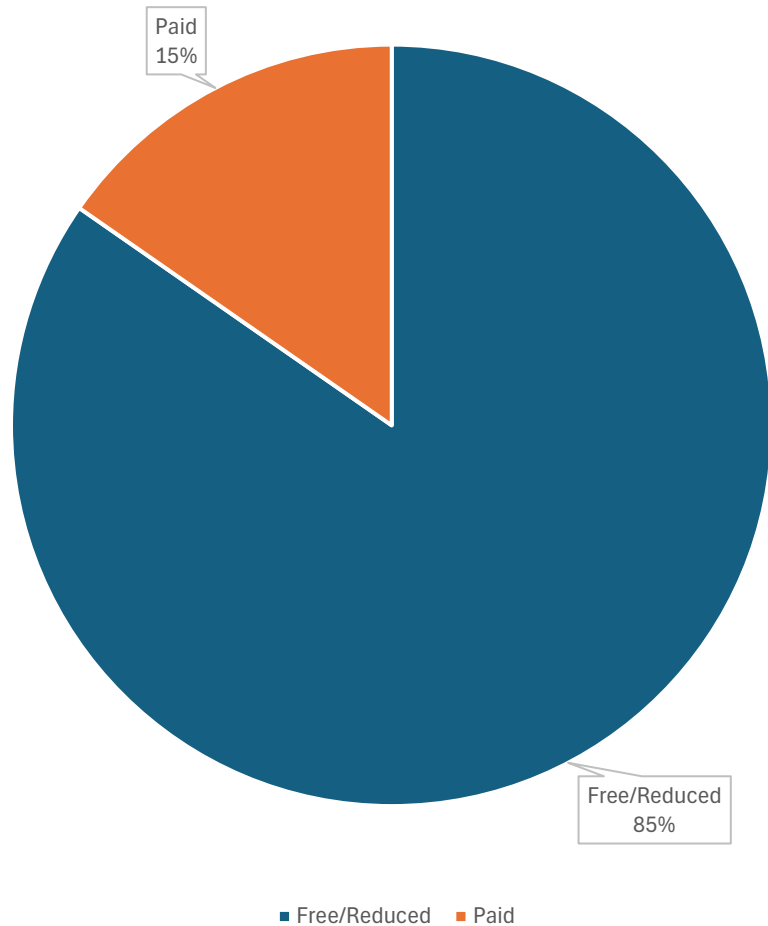
# Individual Students – At least 1 Non-Tardy Referral

## EL Status

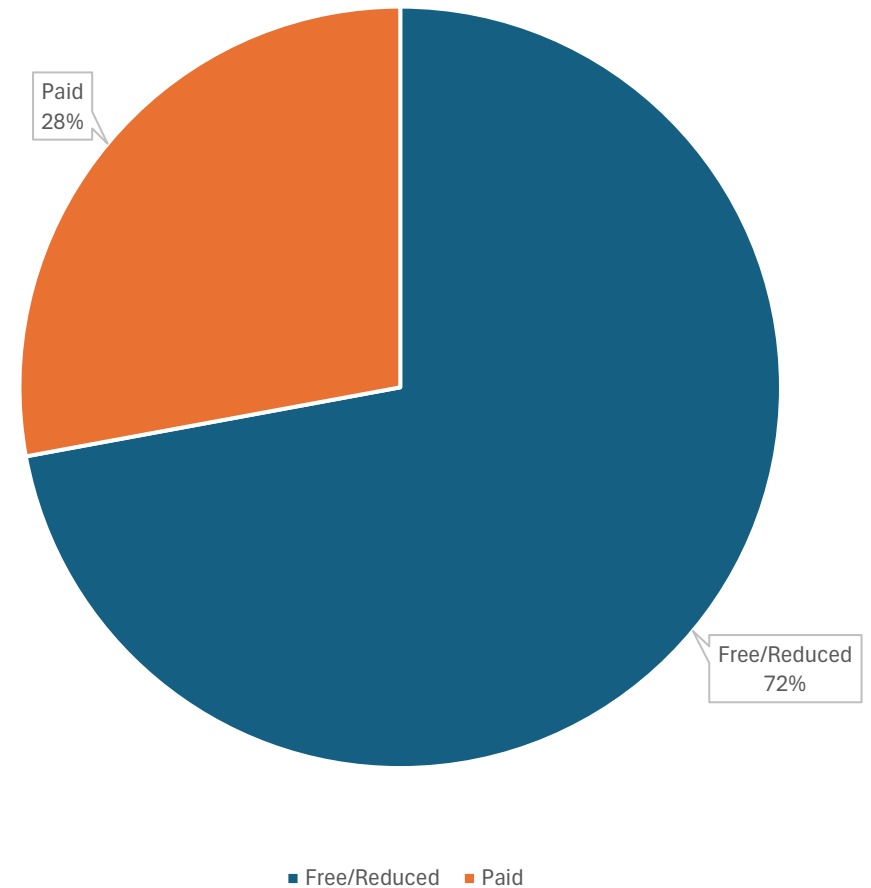
EL	Central	West
Yes	387	210
No	696	901
Total	1083	1111

# Individual Students – At least 1 Non-Tardy Referral Meal Status

Central



West



# Individual Students – At least 1 Non-Tardy Referral

## Meal Status

Meal Status	Central	West
Free/Reduced	917	801
Paid	166	310
Total	1083	1111

# District Data – Severe Infractions

Data reflects the number of students in an infraction, not the number of incidents

Severe Infraction	2021-2022	2022-2023	2023-2024	2024-2025
Assault	105	39	80	75
Battery	89	68	73	88
Distribution	14	7	8	7
Fighting	225	225	221	202
Gangs	24	10	11	20
Instigation	72	58	61	63
Sexual Harassment	30	13	15	8
Threat of Violence	35	31	35	27
Substance Abuse	259	228	176	159
Weapon	68	42	27	30

# Joliet Central Data – Severe Infractions

Data reflects the number of students in an infraction, not the number of incidents

Severe Infraction	2021-2022	2022-2023	2023-2024	2024-2025
Assault	13	13	22	18
Battery	27	26	34	33
Distribution	7	3	3	0
Fighting	128	80	122	97
Gangs	10	6	6	4
Instigation	51	38	40	33
Sexual Harassment	5	4	12	3
Threat of Violence	7	3	15	9
Substance Abuse	114	99	74	163
Weapon	37	17	13	16

# Joliet West Data – Severe Infractions

Data reflects the number of students in an infraction, not the number of incidents

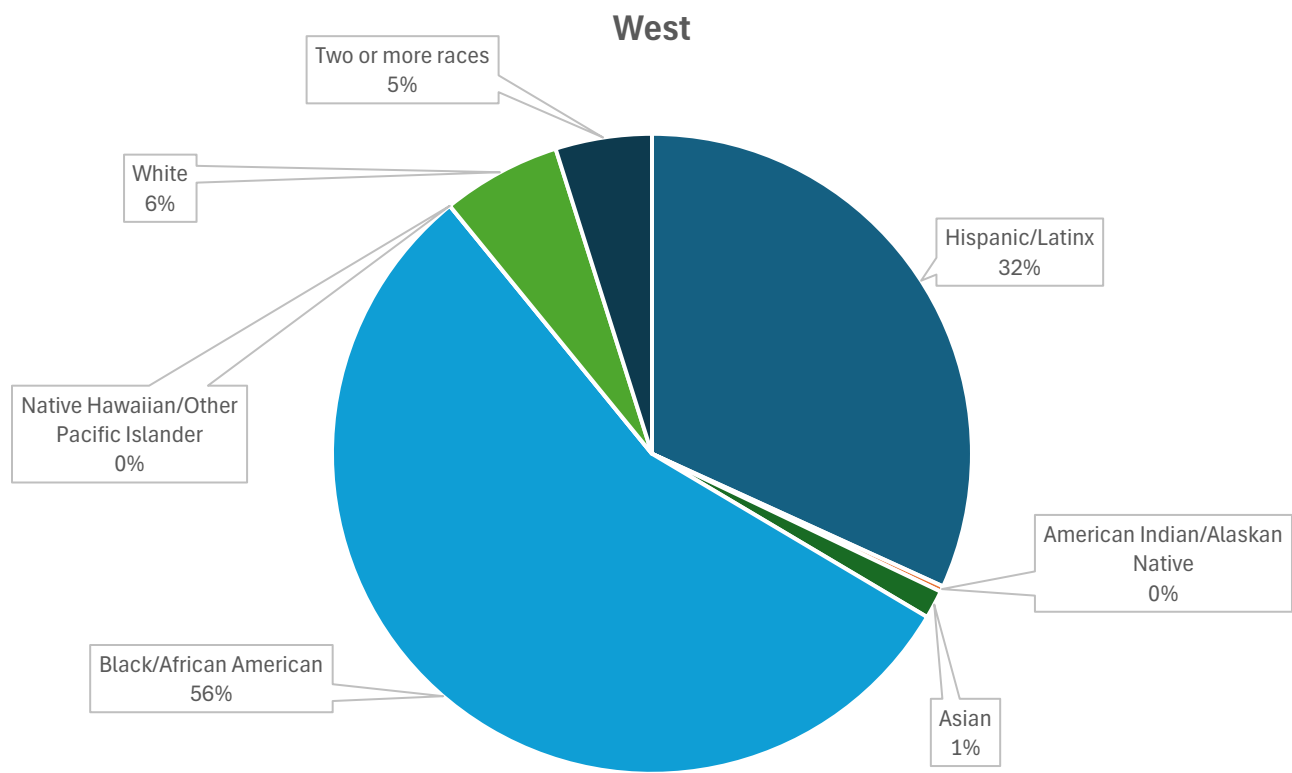
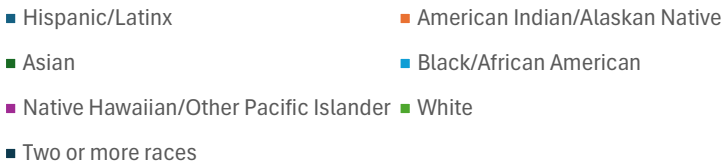
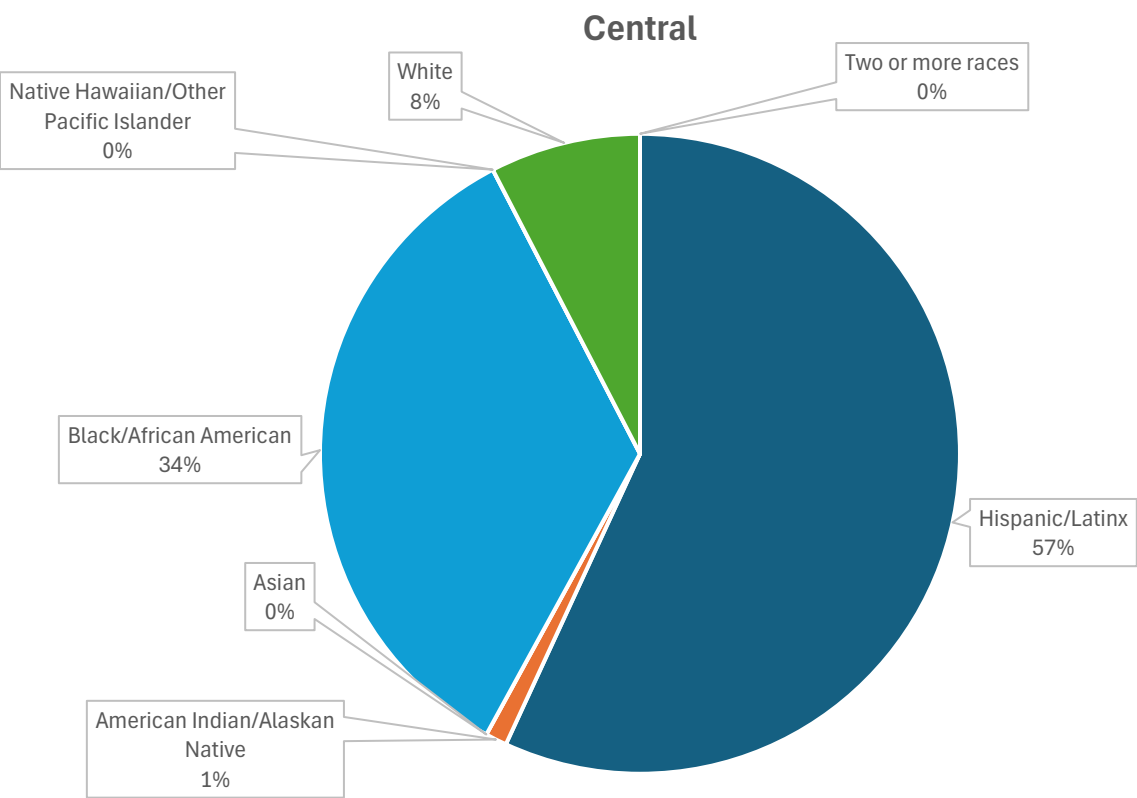
Severe Infraction	2021-2022	2022-2023	2023-2024	2024-2025
Assault	91	24	55	48
Battery	50	34	28	45
Distribution	7	4	5	7
Fighting	87	133	87	92
Gangs	12	2	4	14
Instigation	20	16	21	28
Sexual Harassment	17	1	2	3
Threat of Violence	27	27	18	17
Substance Abuse	136	104	91	80
Weapon	29	25	14	14

Location of  
Severe  
Infractions –  
2024-2025

Location	Central Campus	Pathways Campus	West Campus	Grand Total
Off campus: Other off-campus location	1.18%	0.00%	1.76%	2.94%
Off campus: Other school	0.15%	0.00%	0.00%	0.15%
Off campus: School bus	1.32%	1.18%	2.21%	4.71%
Off campus: Walking to or from school	0.88%	0.00%	0.15%	1.03%
On Campus: Administrative	0.15%	0.00%	0.15%	0.29%
On Campus: Athletic field or playground	0.00%	0.00%	0.29%	0.29%
On Campus: Cafeteria	1.91%	1.03%	2.35%	5.29%
On Campus: Classroom	5.44%	2.65%	7.79%	15.88%
On Campus: Hallway or stairs	10.88%	1.47%	14.41%	26.76%
On Campus: Locker room or gym	2.21%	0.15%	2.94%	5.29%
On Campus: Other inside area	2.21%	0.44%	1.91%	4.56%
On Campus: Other outside area	0.44%	0.29%	2.21%	2.94%
On Campus: Parking lot	0.00%	0.15%	0.59%	0.74%
On Campus: Restroom	9.12%	0.29%	11.91%	21.32%
On Campus: Stadium	0.15%	0.00%	0.00%	0.15%
Unspecified	0.00%	0.00%	1.62%	1.62%
(blank)	4.56%	0.44%	1.03%	6.03%
Grand Total	40.59%	8.09%	51.32%	100.00%



# Severe Infractions by Race/Ethnicity 2024-2025



# Severe Infractions by Race/Ethnicity 2024-2025

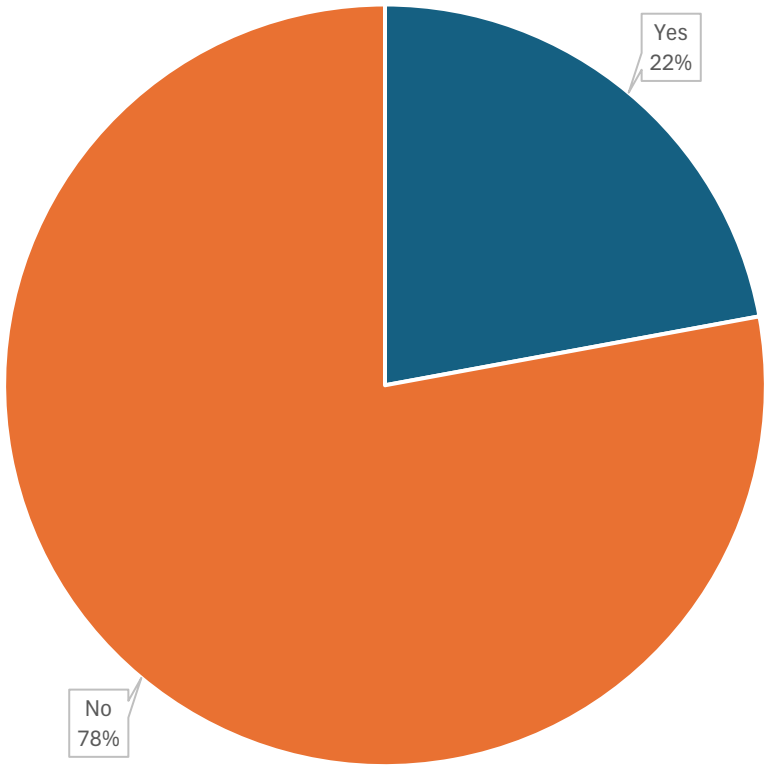
Race/Ethnicity	Central	West
Hispanic/Latinx	157	111
American Indian/Alaskan Native	3	1
Asian	0	5
Black/African American	95	194
Native Hawaiian/Other Pacific Islander	0	0
White	21	21
Two or more races	0	17

# Severe Infractions by IEP Status 2024-2025

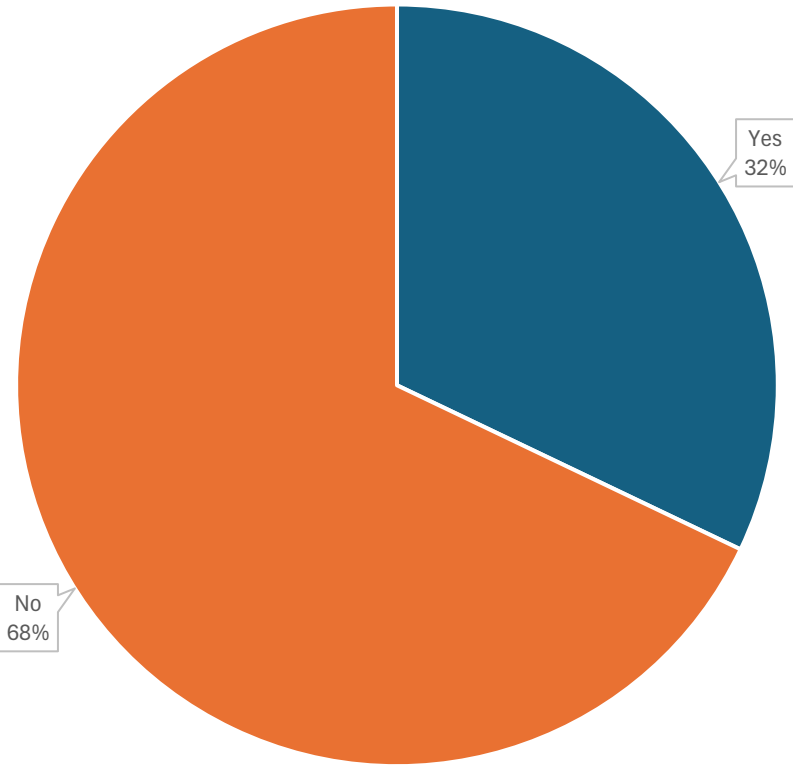


Central

West



■ Yes ■ No



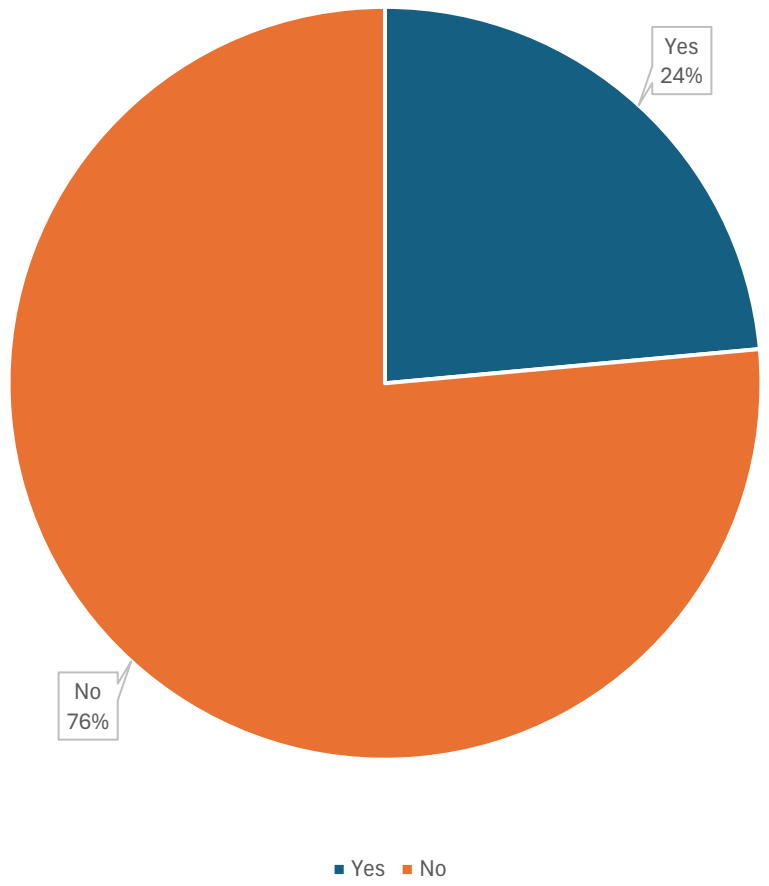
■ Yes ■ No

# Severe Infractions by IEP Status 2024-2025

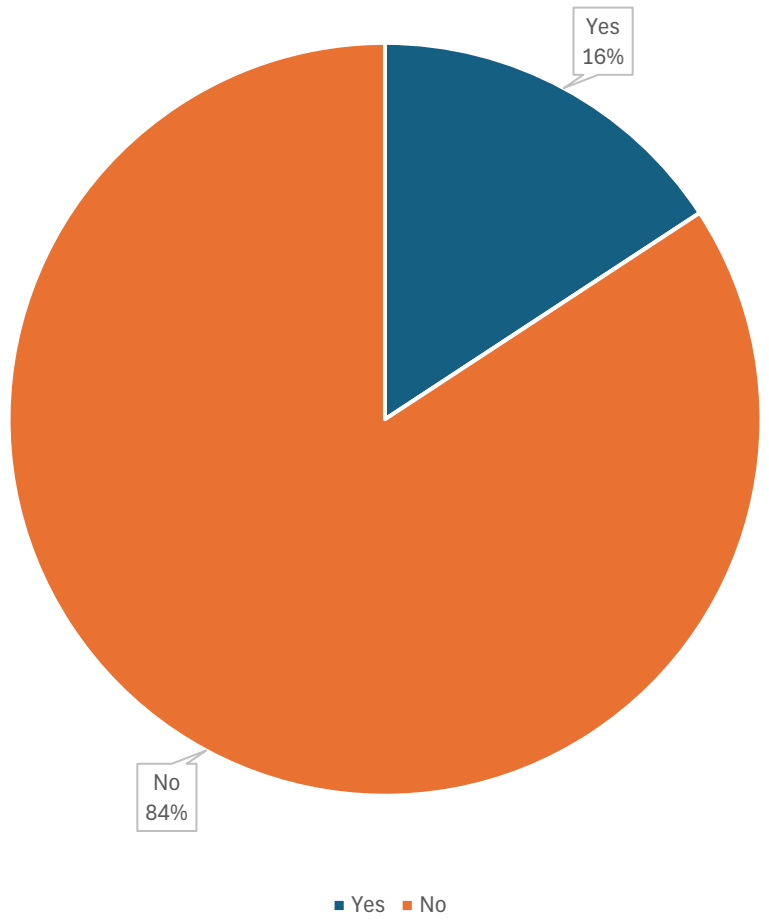
IEP Status	Central	West
Yes	61	112
No	215	237

# Severe Infractions by EL Status 2024-2025

Central



West

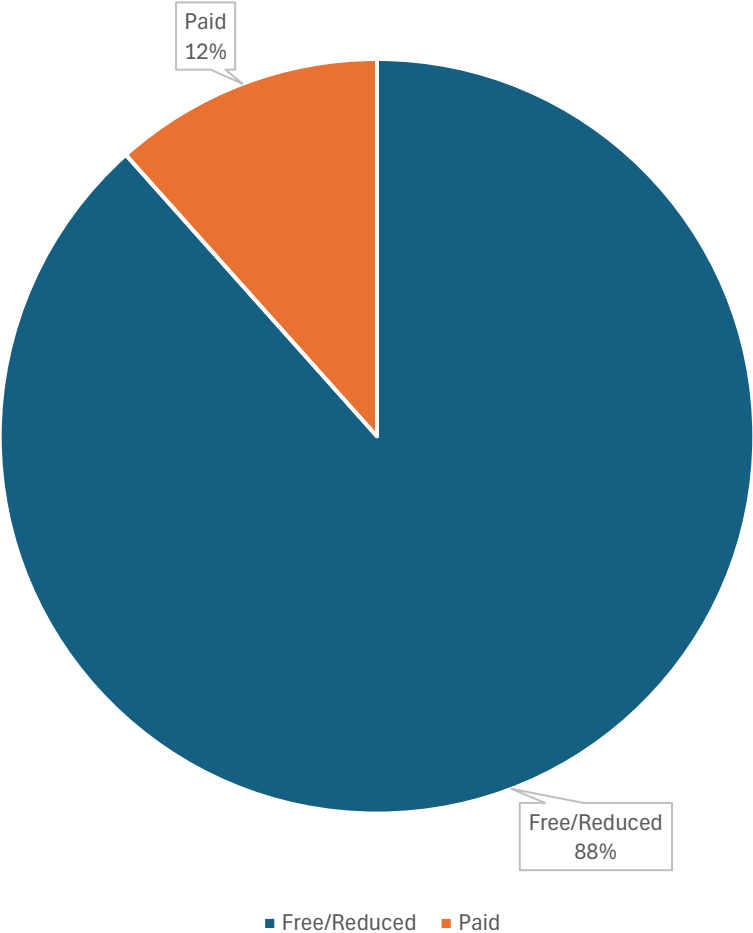


# Severe Infractions by EL Status 2024-2025

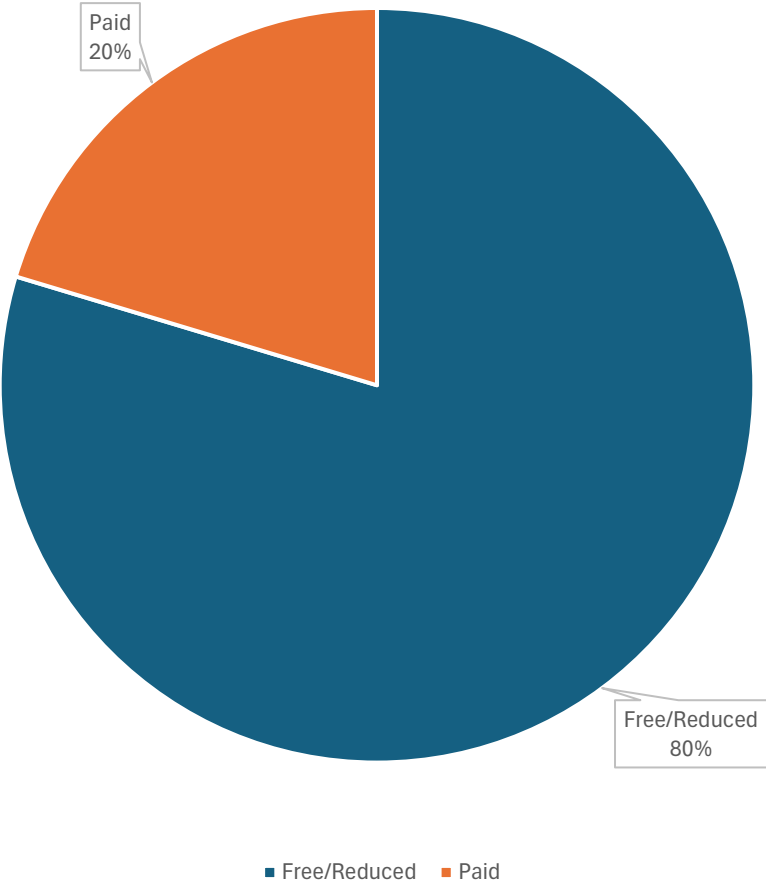
EL	Central	West
Yes	65	55
No	211	294

# Severe Infractions by F/R Indicator 2024-2025

Central



West



# Severe Infractions by F/R Indicator 2024-2025

Meal Status	Central	West
Free/Reduced	244	278
Paid	32	71



# Intervention/Consequence Data

# 2023-2024 Detention Assignments

Event Type	Central Campus	West Campus	Grand Total
Assault	2	1	3
Attire	1	1	2
Bus Disruption	2		2
Cafeteria	2	10	12
Derogatory Language	18	15	33
Disrespect	124	160	284
Electronic Equipment	9	84	93
Forgery	1	2	3
Gambling		3	3
Hall/Class Conduct	297	443	740
Harassment, Intimidation or Bullying		1	1
Identification	16	9	25
Instigation/Mob Action	4	2	6
Pass Misuse	15	16	31
Student Violence	1		1
Tardy to class	2420	3251	5671
Theft	1	2	3
Tobacco/Smoking Device	9	2	11
Unauthorized Presence	187	133	320
Unexcused Absence or Truancy Full Day	3	10	13
Unexcused Absence or Truancy Part Day	75	243	318
Vandalism	5	1	6
Verbal Confrontation	6	6	12
Grand Total	3198	4395	7593

# 2024-2025 Detention Assignments

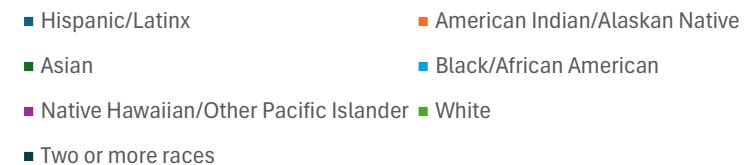
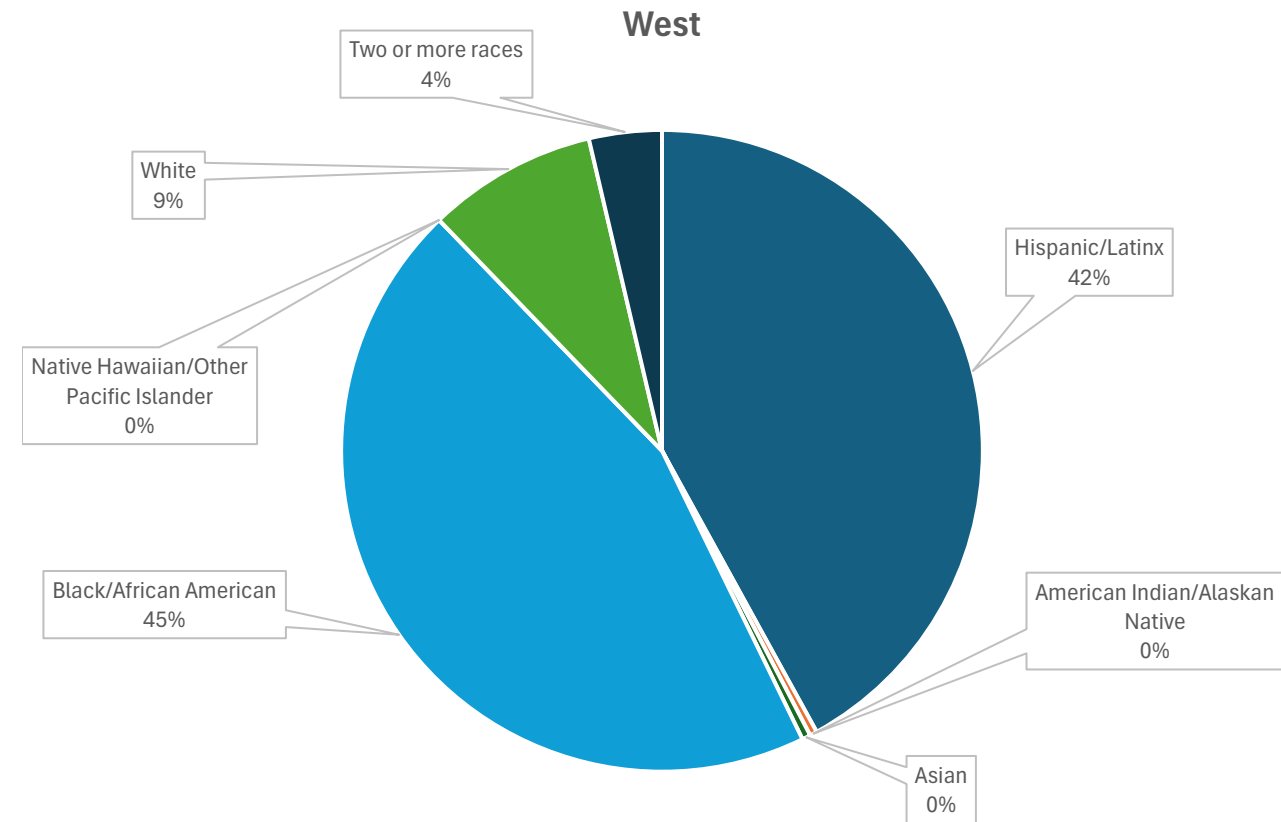
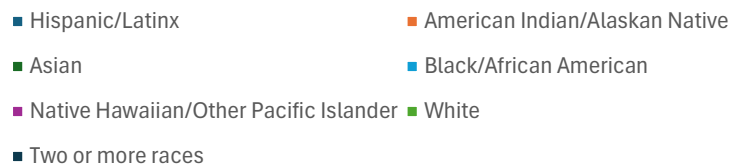
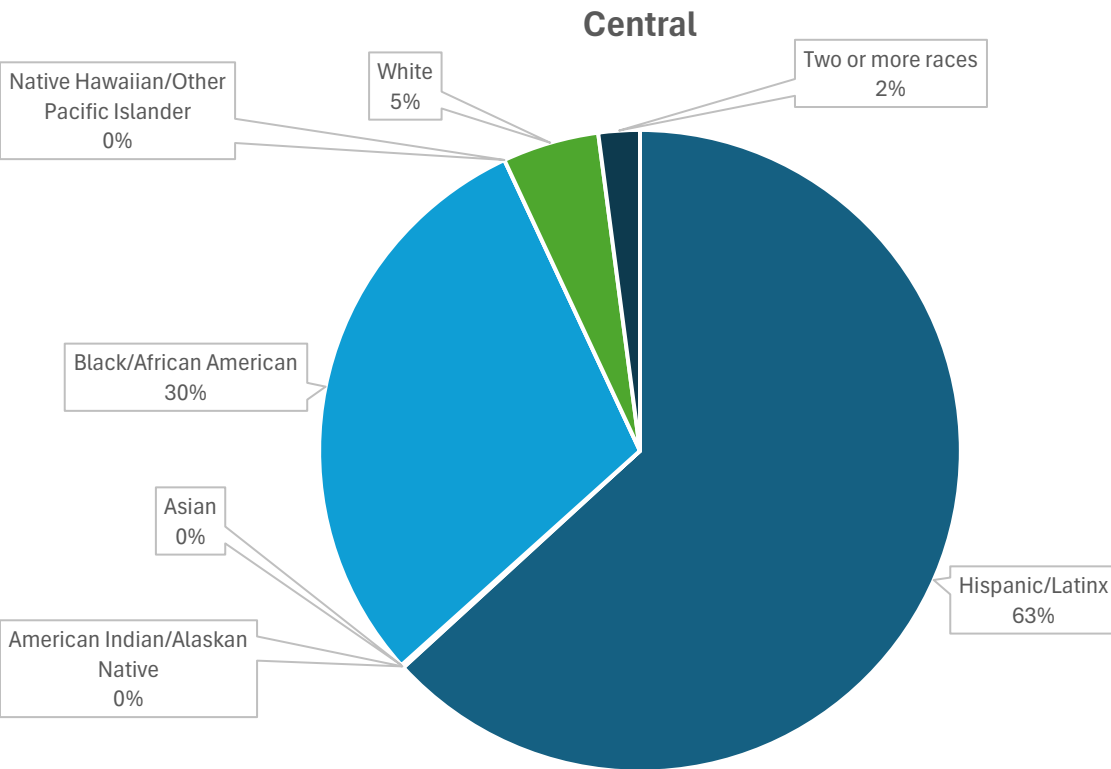
Campus	Central Campus	West Campus	Grand Total
Assault	2		2
Attire	3	4	7
Battery	2		2
Bus Disruption		2	2
Cafeteria	3	19	22
Classroom Conduct	162	269	431
Derogatory Language	9	29	38
Electronic Equipment	17	83	100
Fighting	1	1	2
Forgery		3	3
Gambling	3	1	4
Gangs	1	2	3
Hallway Conduct	204	164	368
Harassment, Intimidation or Bullying		2	2
Identification	16	13	29
Inappropriate Display of Affection	4		4
Instigation	1		1
Negligent Driving		2	2
Noncompliance	61	62	123
Pass Misuse	20	20	40
Sexual Harassment	1		1
Substance Abuse	2		2
Tardy to class	2733	2932	5665
Theft	1	1	2
Tobacco/Smoking Device	9	2	11
Unauthorized Parking		3	3
Unauthorized Presence	271	194	465
Unexcused Absence or Truancy Full Day	1	7	8
Unexcused Absence or Truancy Part Day	484	301	785
Vandalism	2	2	4
Verbal Confrontation	12	6	18
<b>Grand Total</b>	<b>4025</b>	<b>4124</b>	<b>8149</b>

# Year-to-Year Comparison - ISS

## ***Number of ISS Assignments***

Building	21-22	22-23	23-24	24-25
Central	1049	1446	1198	1296
Pathways	99	108	57	22
West	1073	1406	1223	1636

# Race/Ethnicity – ISS Assignments

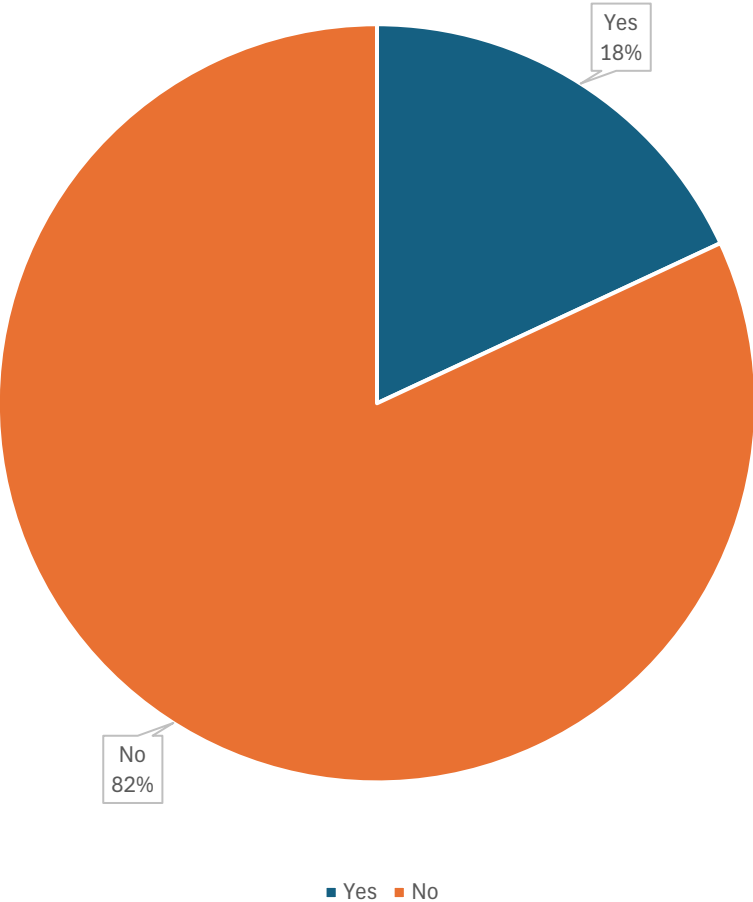


# Race/Ethnicity – ISS Assignments

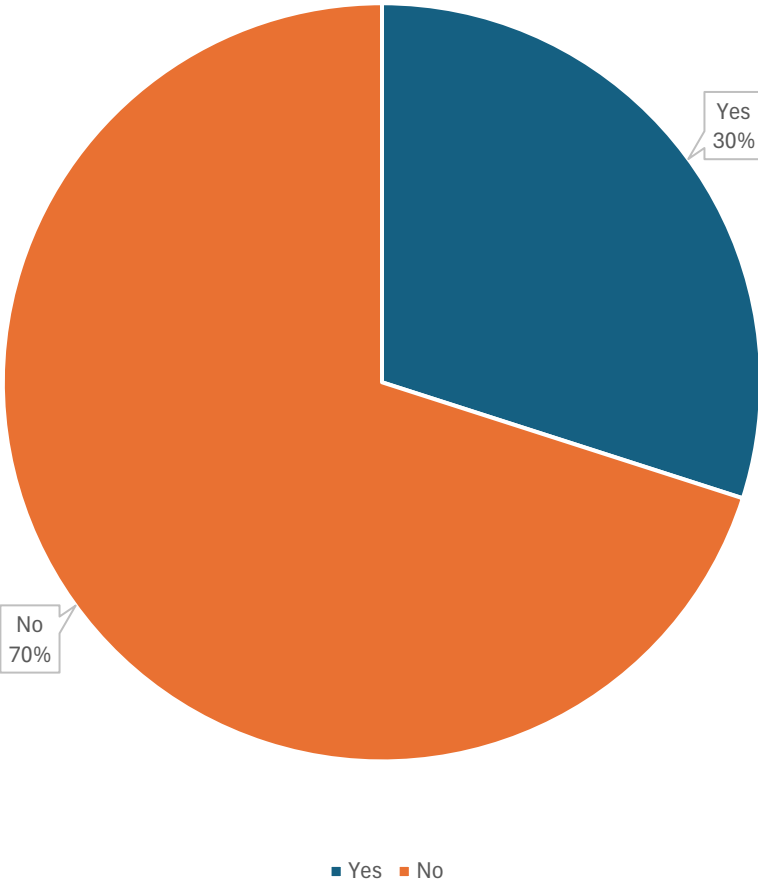
Race/Ethnicity	Central	West
Hispanic/Latinx	819	687
American Indian/Alaskan Native	2	6
Asian	0	7
Black/African American	385	736
Native Hawaiian/Other Pacific Islander	0	0
White	63	140
Two or more races	27	60

# IEP Status – ISS Assignments

Central



West



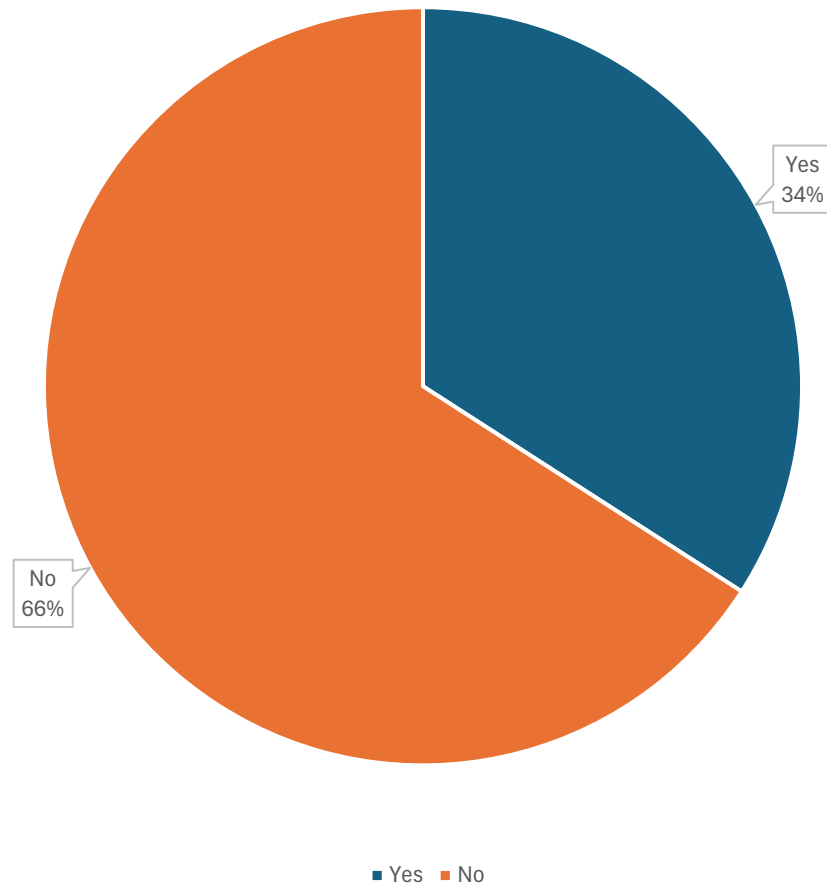
# IEP Status – ISS Assignments

IEP Status	Central	West
Yes	234	490
No	1062	1146

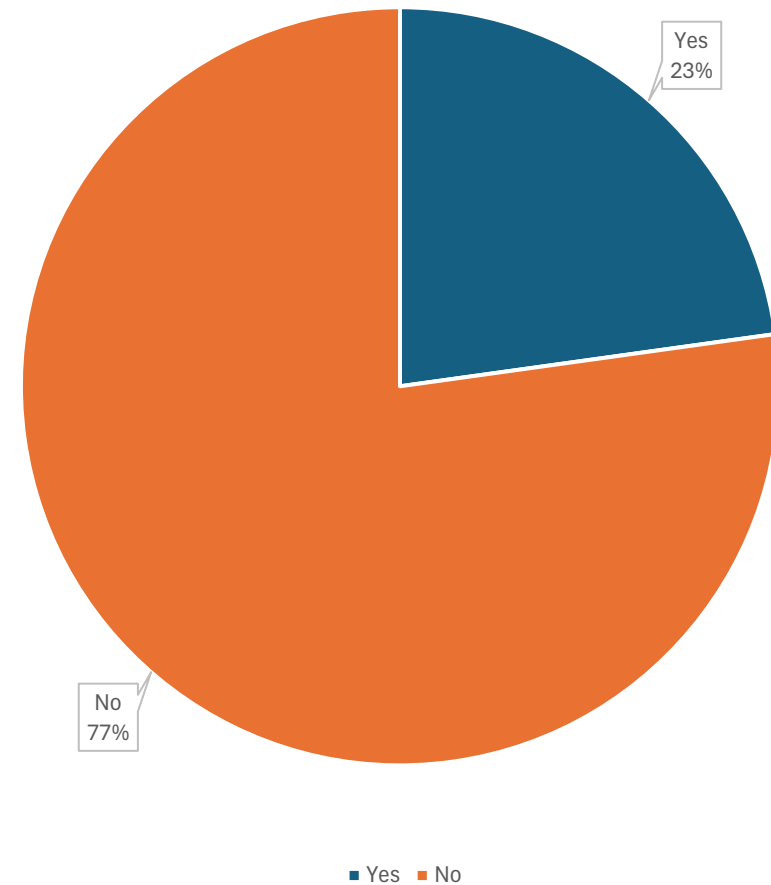


# EL Status – ISS Assignments

Central



West

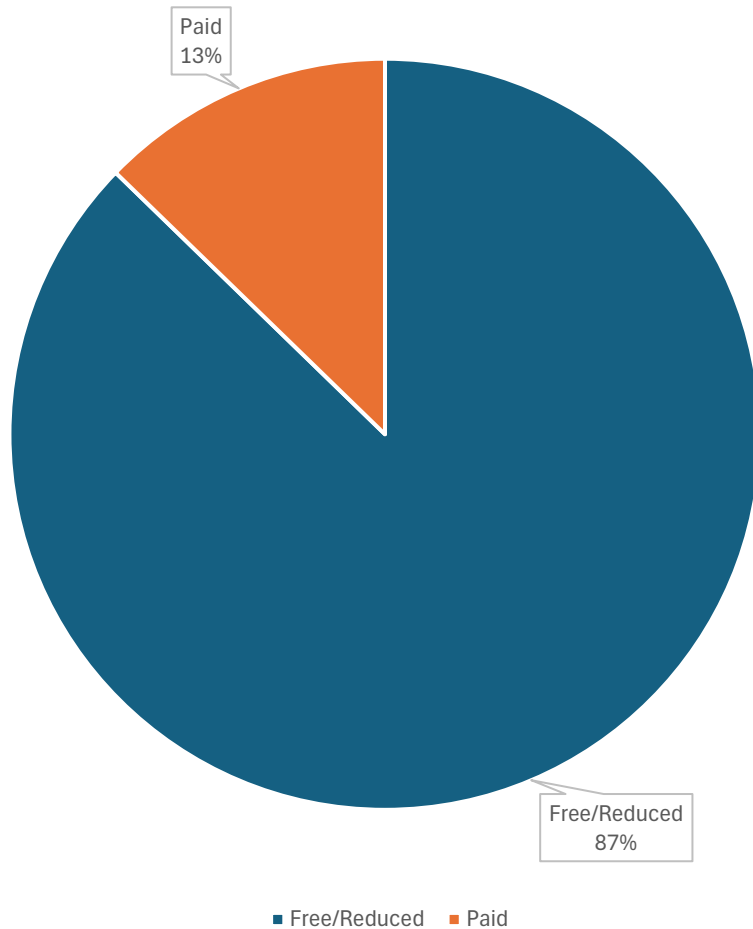


# EL Status – ISS Assignments

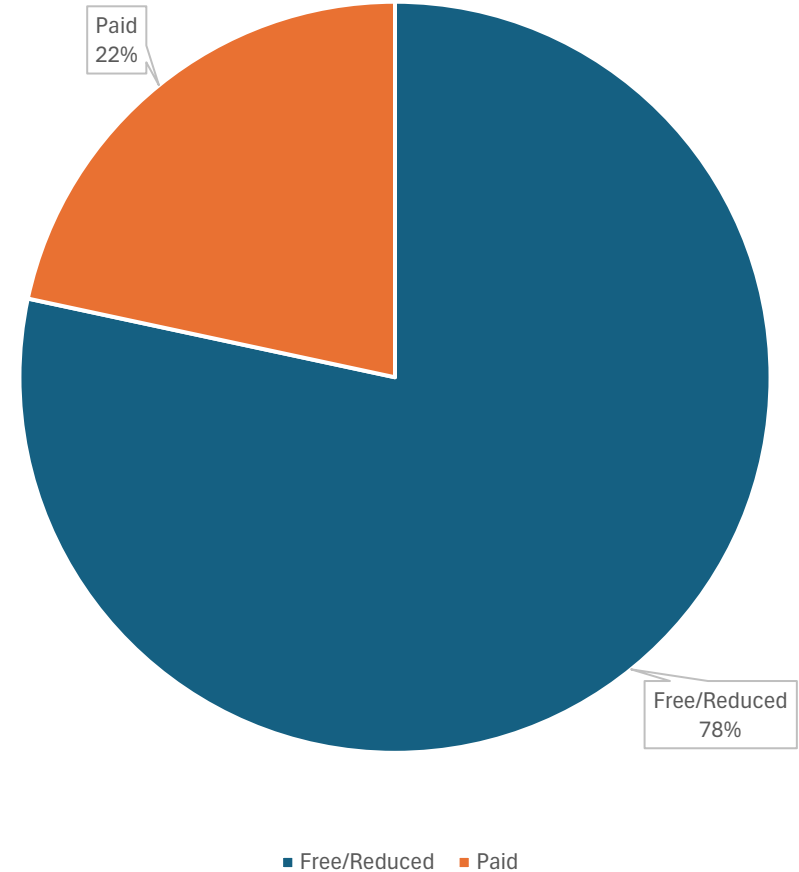
EL	Central	West
Yes	442	373
No	854	1263

# F/R Indicator – ISS Assignments

Central



West



# F/R Indicator – ISS Assignments

Meal Status	Central	West
Free/Reduced	1131	1282
Paid	165	354

# Year-to-Year Comparison – OSS Assignments

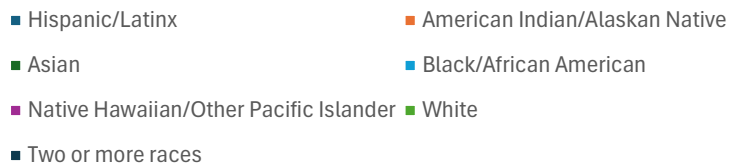
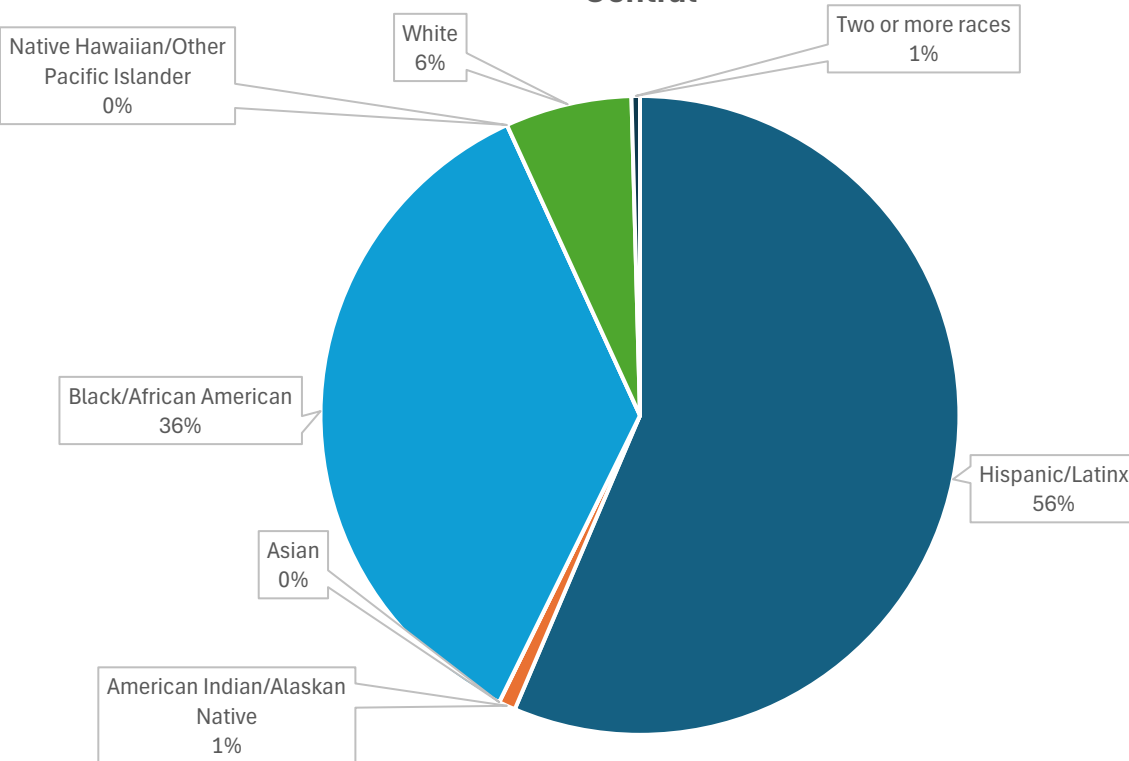
Building	21-22	22-23	23-24	24-25
Central	397	246	290	234
Pathways	68	60	53	79
West	539	397	370	405

# Year-to-Year Comparison – Days of OSS

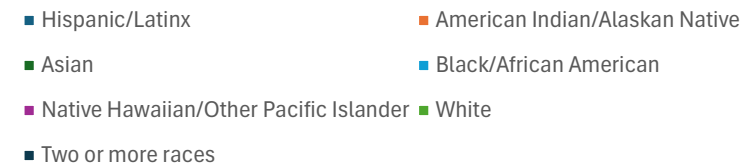
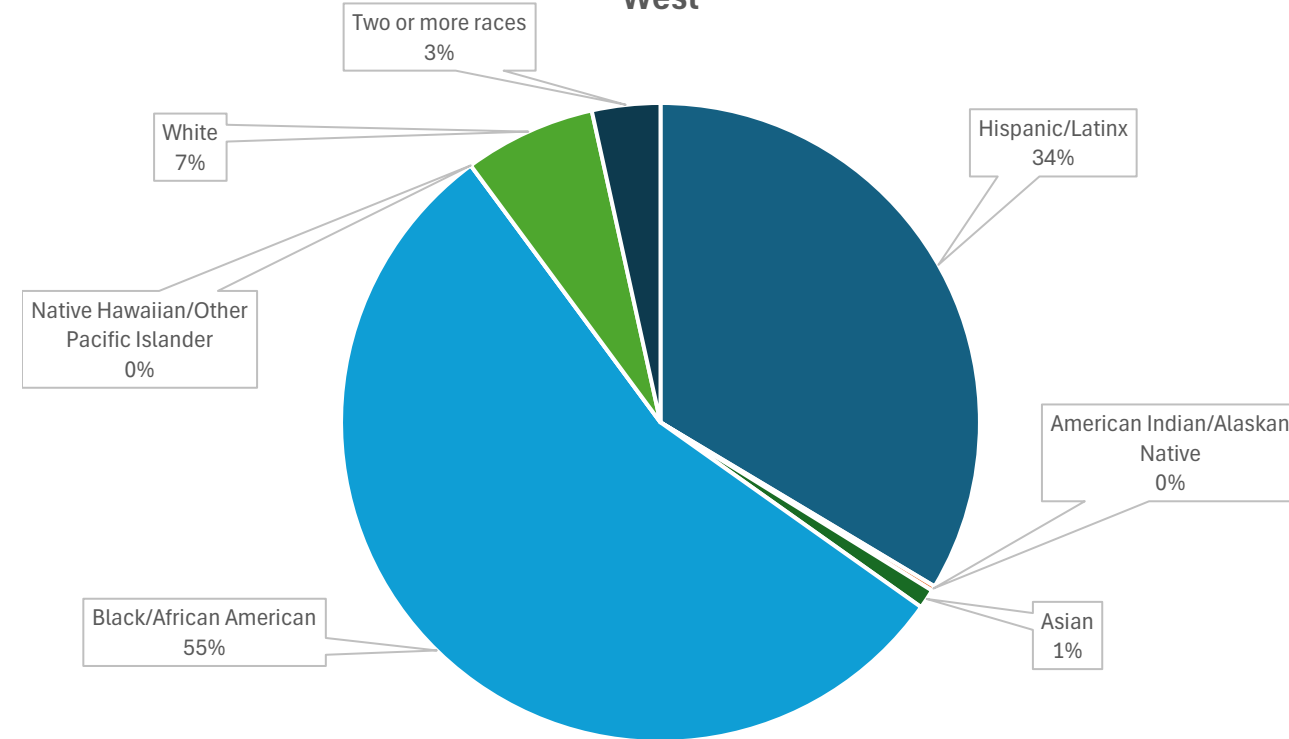
Building	21-22	22-23	23-24	24-25
Central	970.8	624	601.5	444
Pathways	116	144	131	159
West	1340.5	1104	705	818

# Race/Ethnicity – Suspensions

Central



West



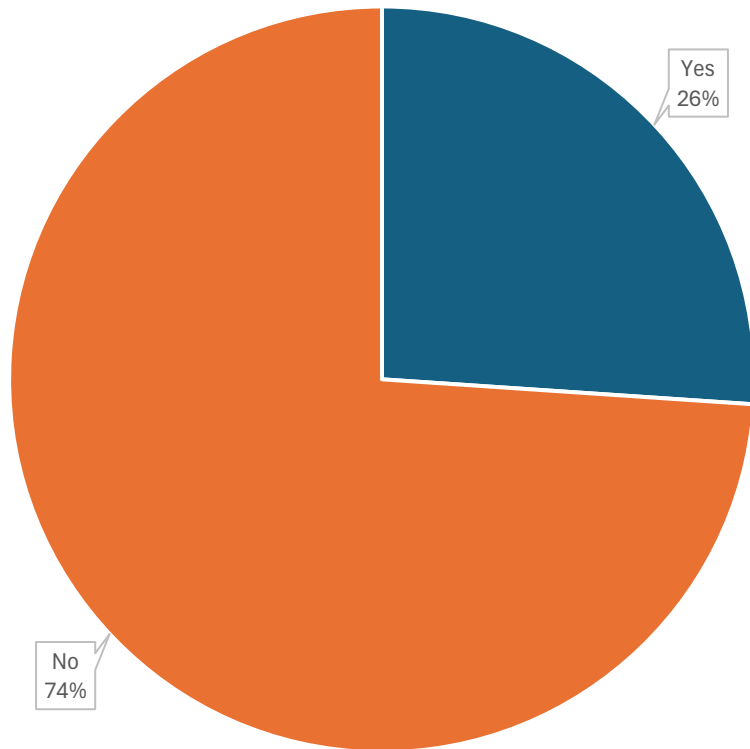
# Race/Ethnicity – Suspensions

Race/Ethnicity	Central	West
Hispanic/Latinx	132	136
American Indian/Alaskan Native	2	1
Asian	0	4
Black/African American	84	223
Native Hawaiian/Other Pacific Islander	0	0
White	15	27
Two or more races	1	14



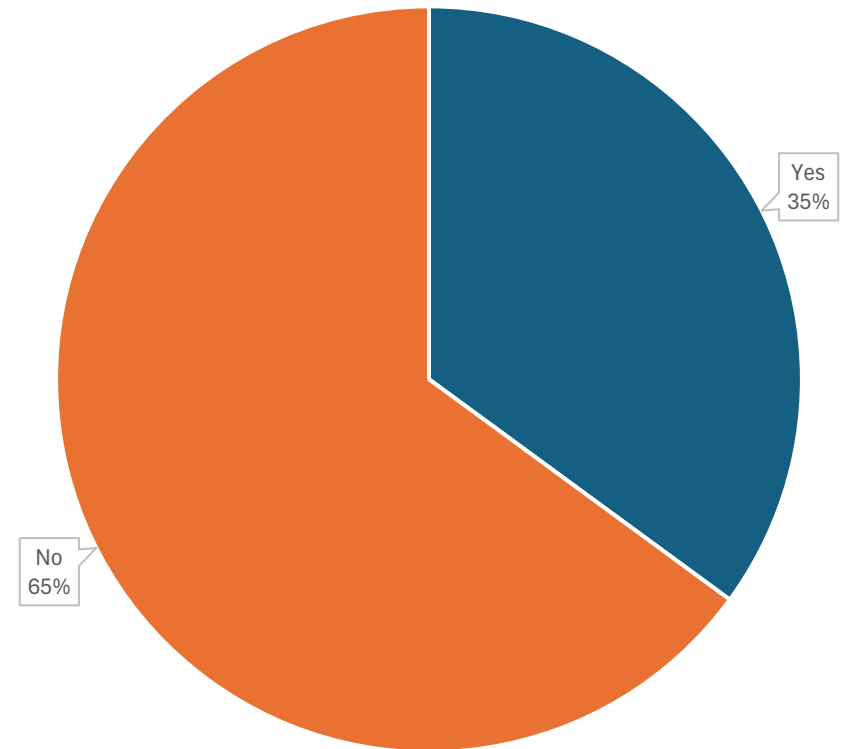
# IEP Status – Suspensions

Central



■ Yes ■ No

West



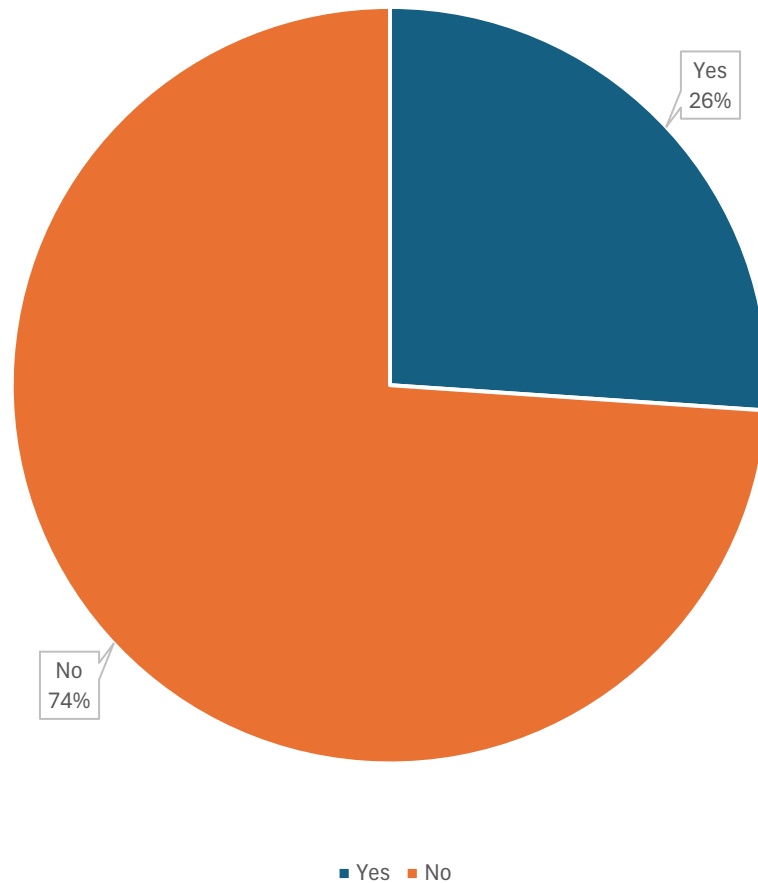
■ Yes ■ No

# IEP Status – Suspensions

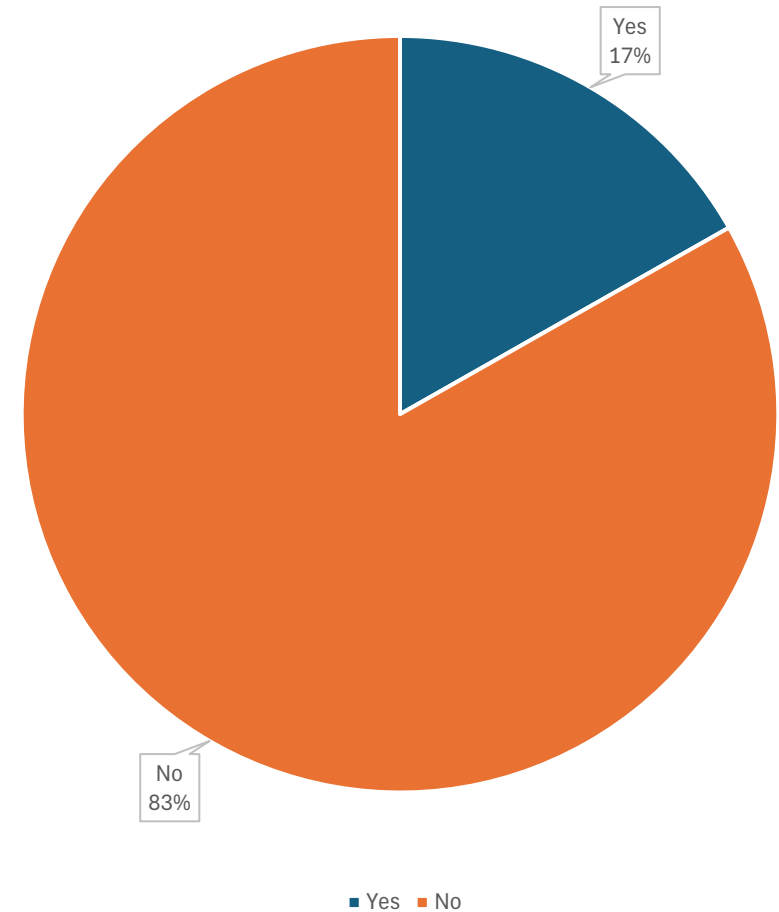
IEP Status	Central	West
Yes	61	142
No	173	263

# EL Status – Suspensions

Central



West

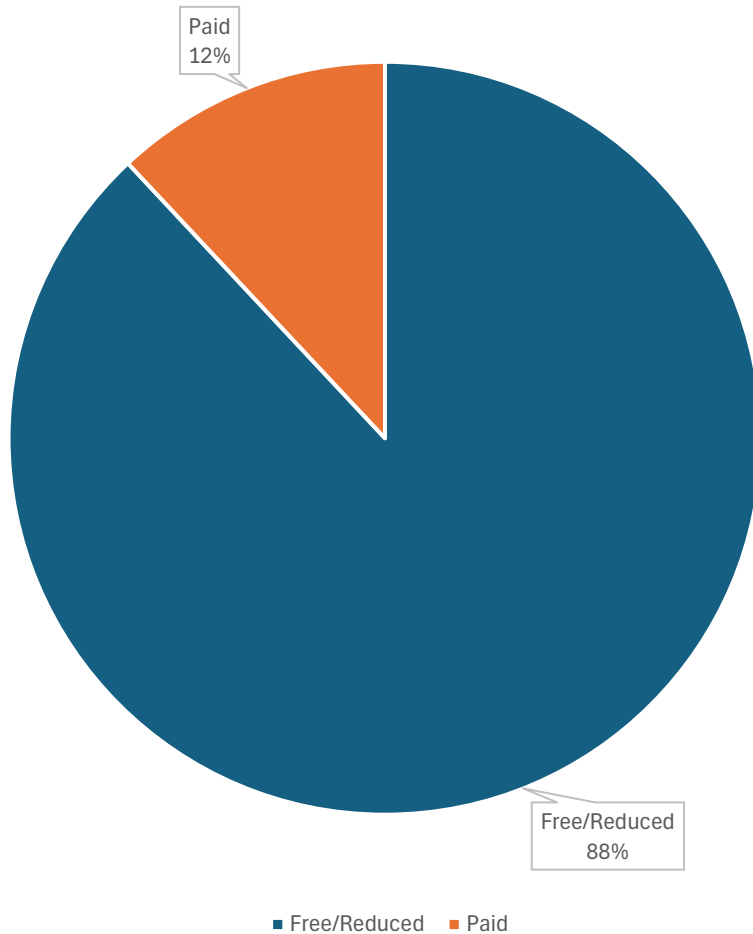


# EL Status – Suspensions

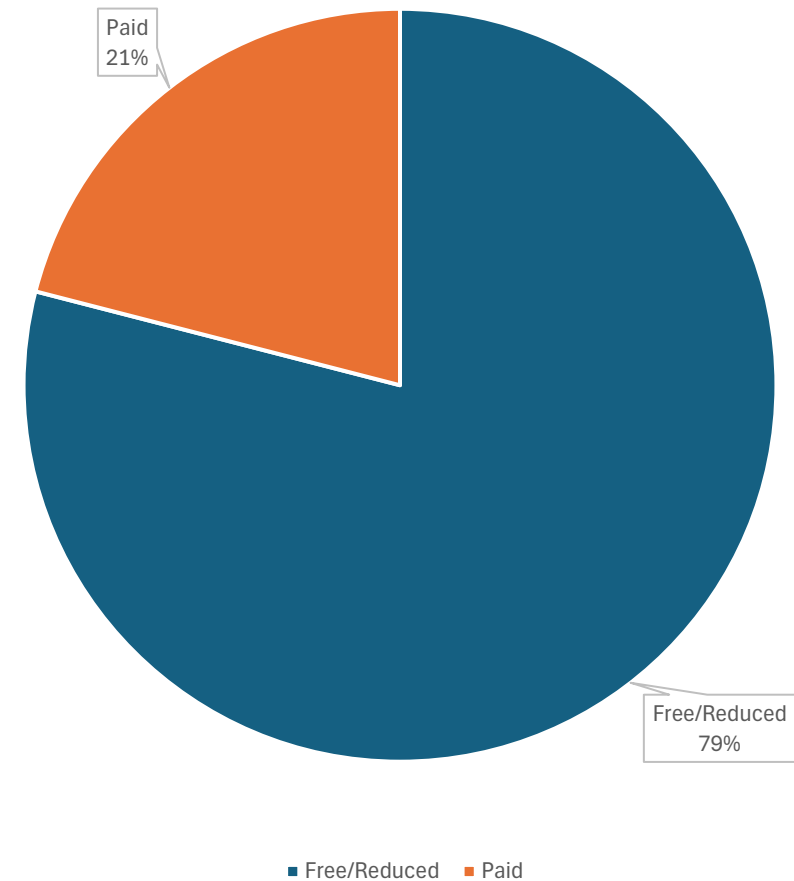
EL	Central	West
Yes	61	68
No	173	337

# F/R Indicator – Suspensions

Central



West

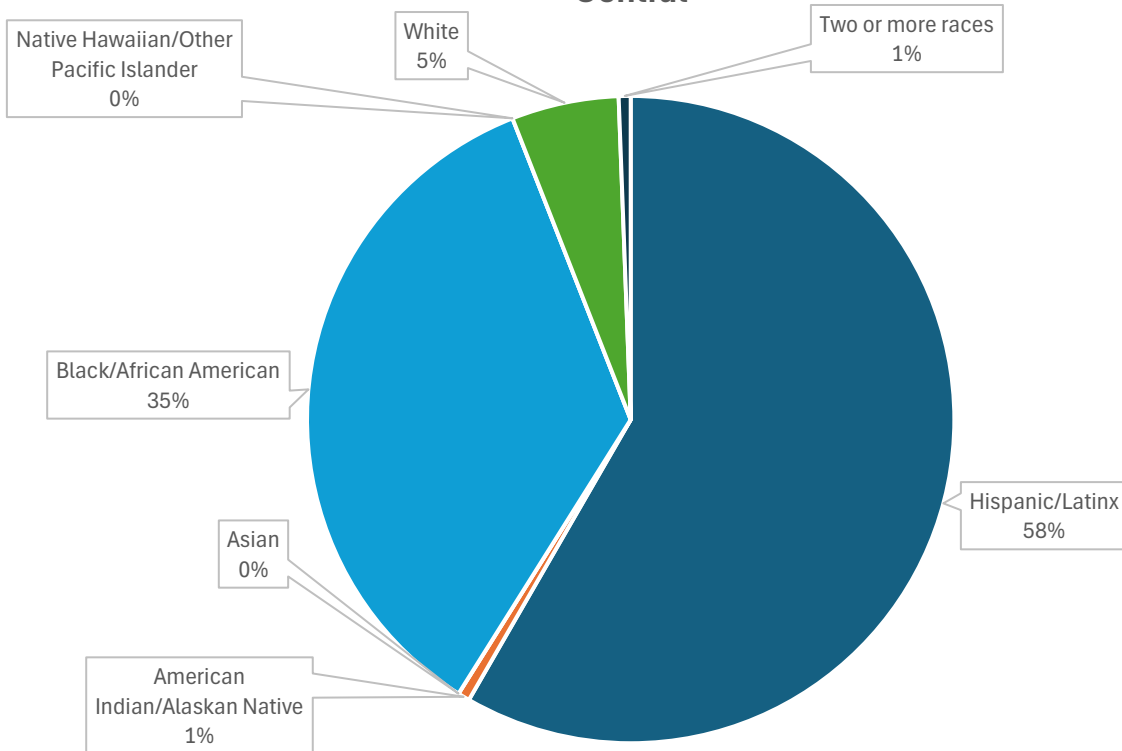


# F/R Indicator – Suspensions

Meal Status	Central	West
Free/Reduced	206	320
Paid	28	85

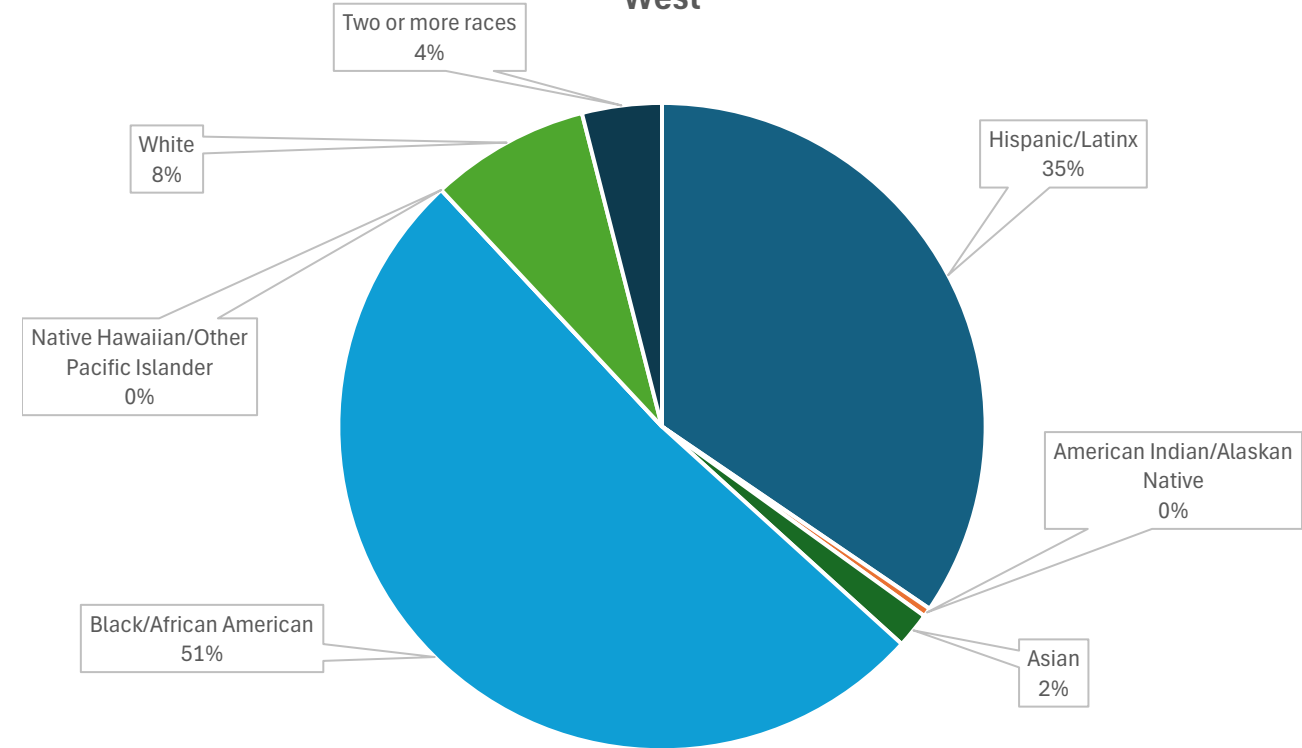
# Race/Ethnicity – Students Suspended

**Central**



- Hispanic/Latinx
- Asian
- Native Hawaiian/Other Pacific Islander
- Two or more races
- American Indian/Alaskan Native
- Black/African American
- White

**West**



- Hispanic/Latinx
- Asian
- Native Hawaiian/Other Pacific Islander
- Two or more races
- American Indian/Alaskan Native
- Black/African American
- White

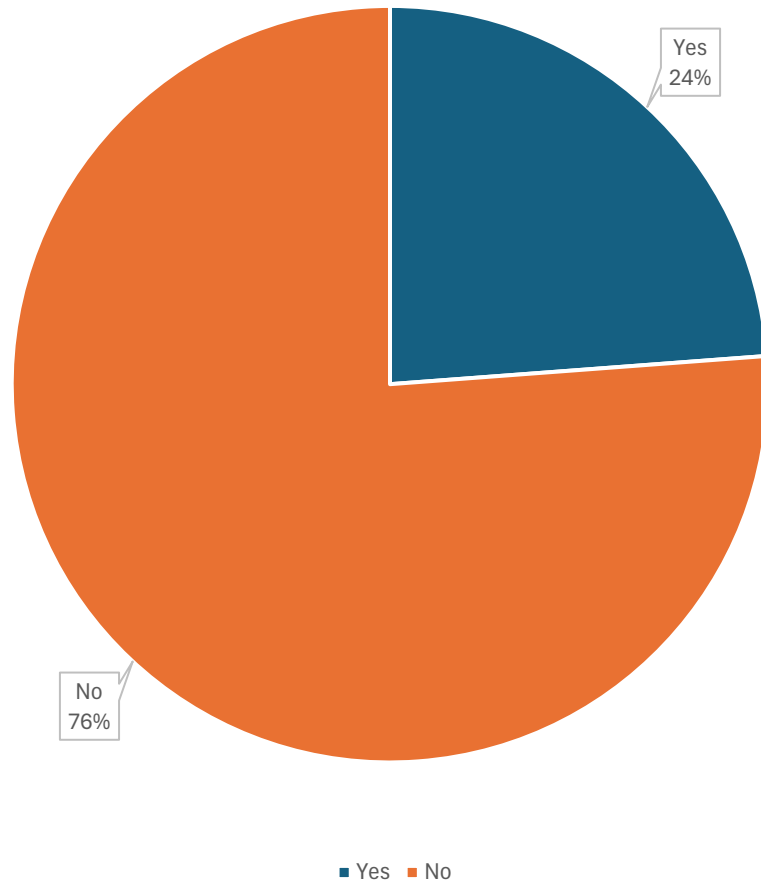
# Race/Ethnicity – Students Suspended

Race/Ethnicity	Central	West
Hispanic/Latinx	98	78
American Indian/Alaskan Native	1	1
Asian	0	4
Black/African American	59	116
Native Hawaiian/Other Pacific Islander	0	0
White	9	18
Two or more races	1	9

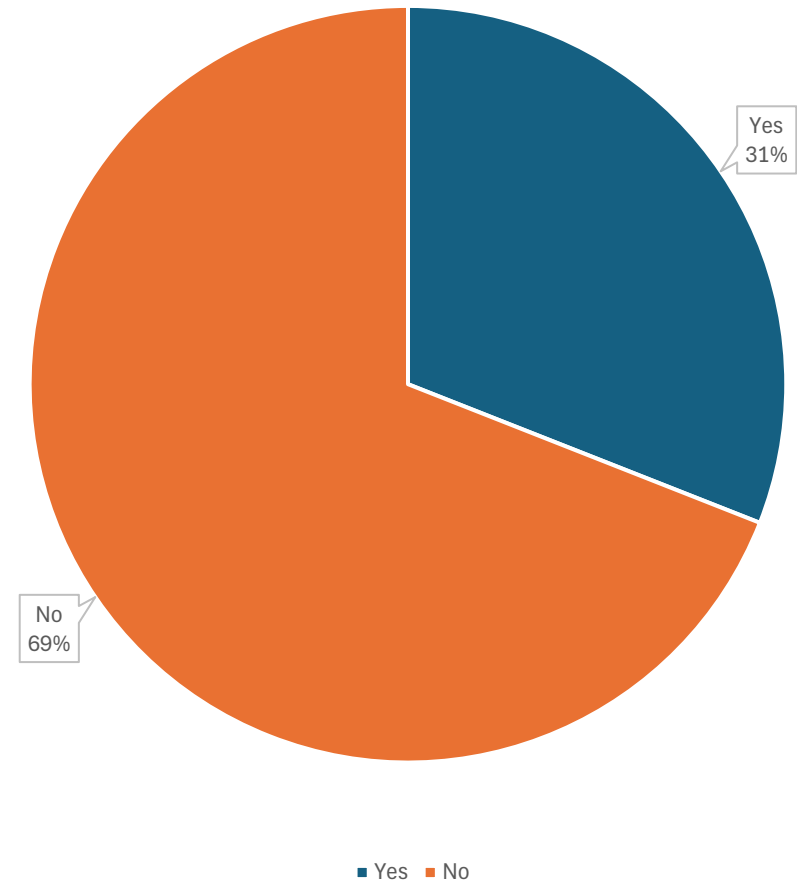


# IEP Status – Students Suspended

Central



West

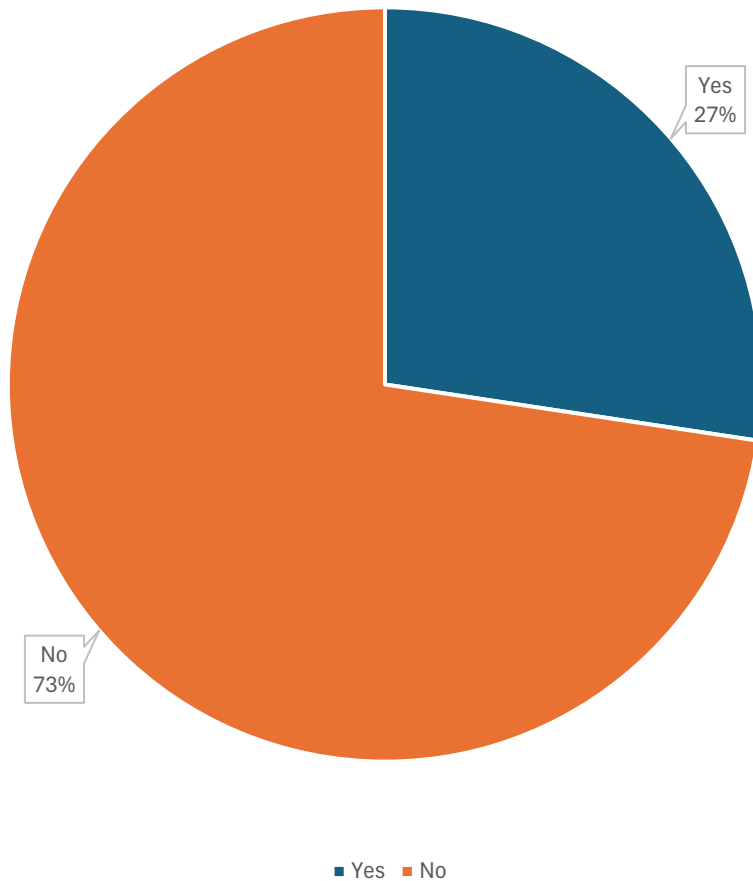


# IEP Status – Students Suspended

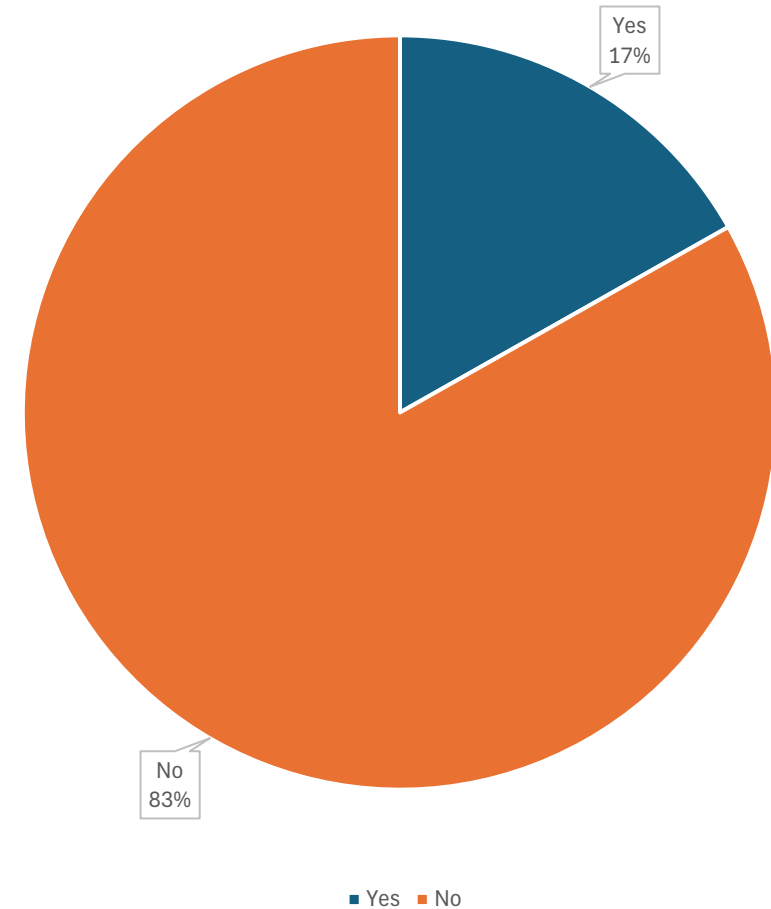
IEP Status	Central	West
Yes	40	70
No	128	156

# EL Status – Students Suspended

Central



West

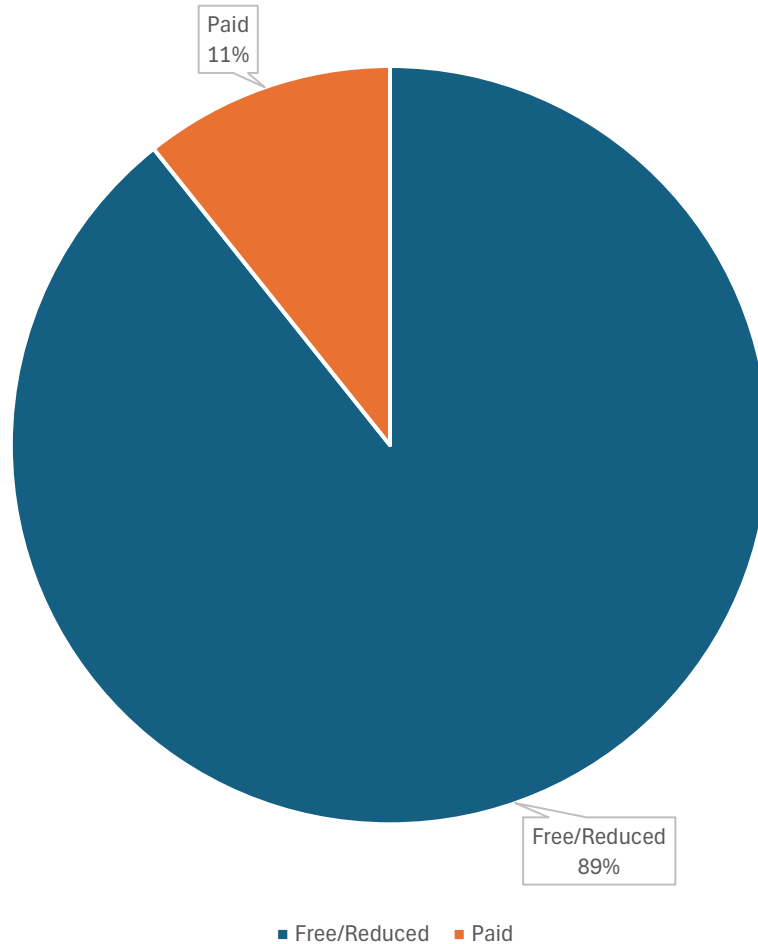


# EL Status – Students Suspended

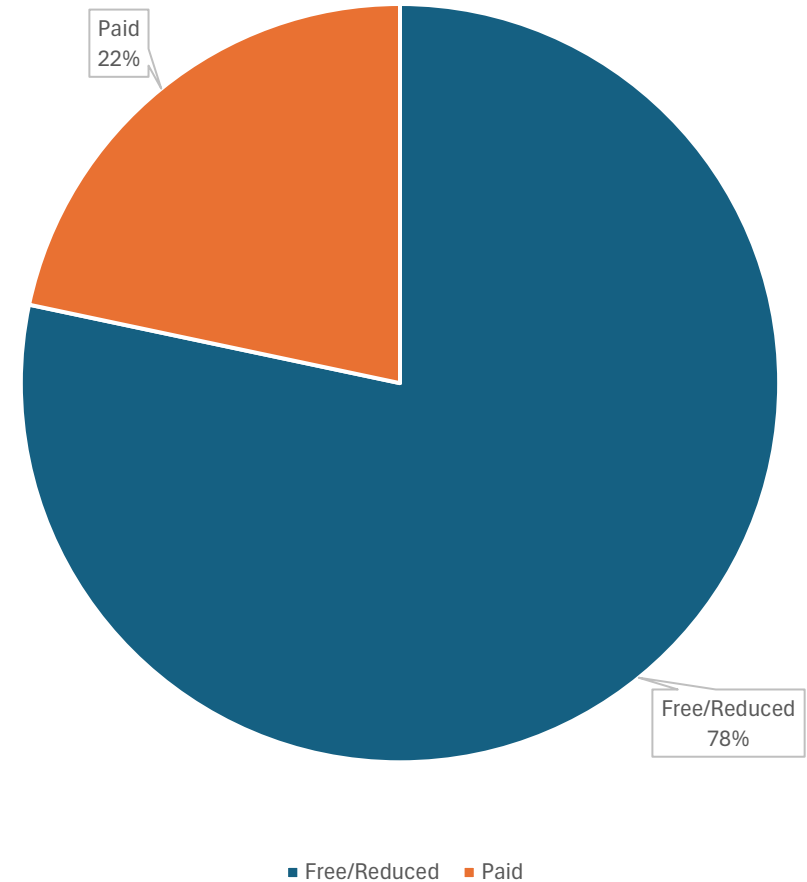
EL	Central	West
Yes	46	38
No	122	188

# F/R Indicator – Students Suspended

Central



West

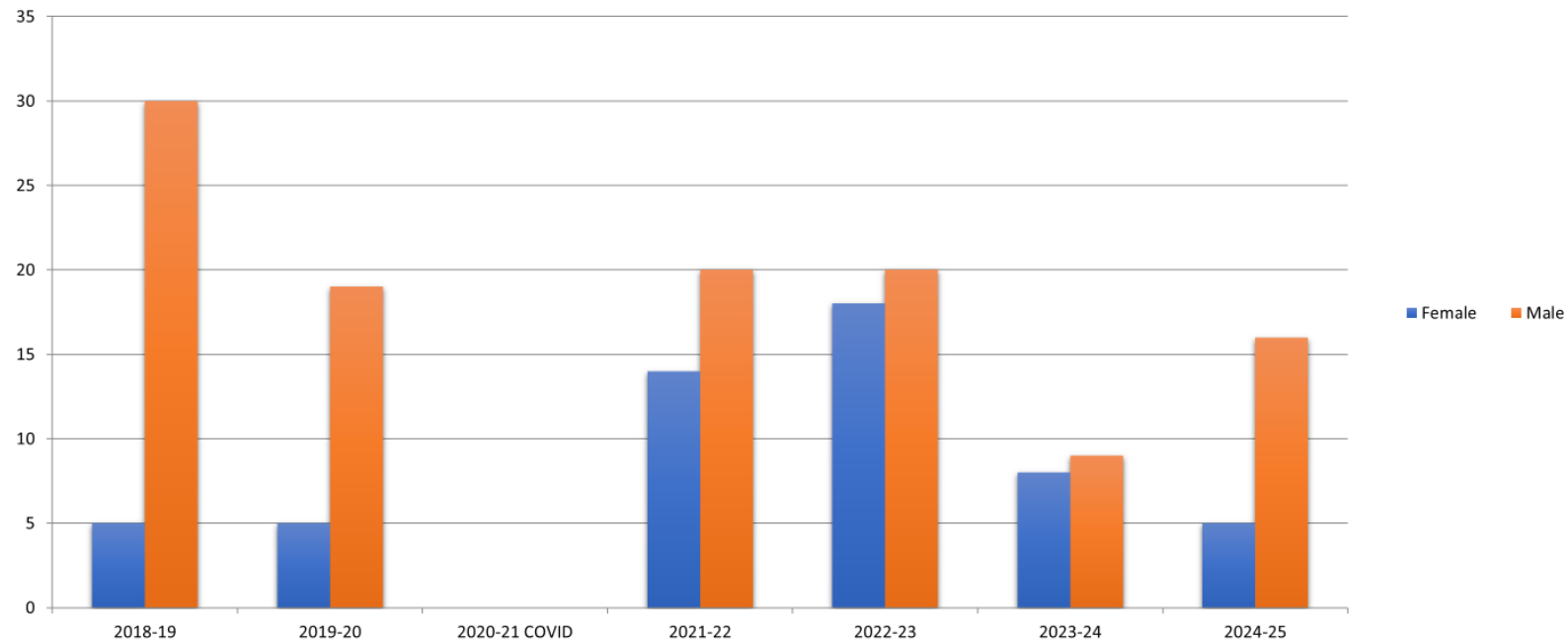


# F/R Indicator – Students Suspended

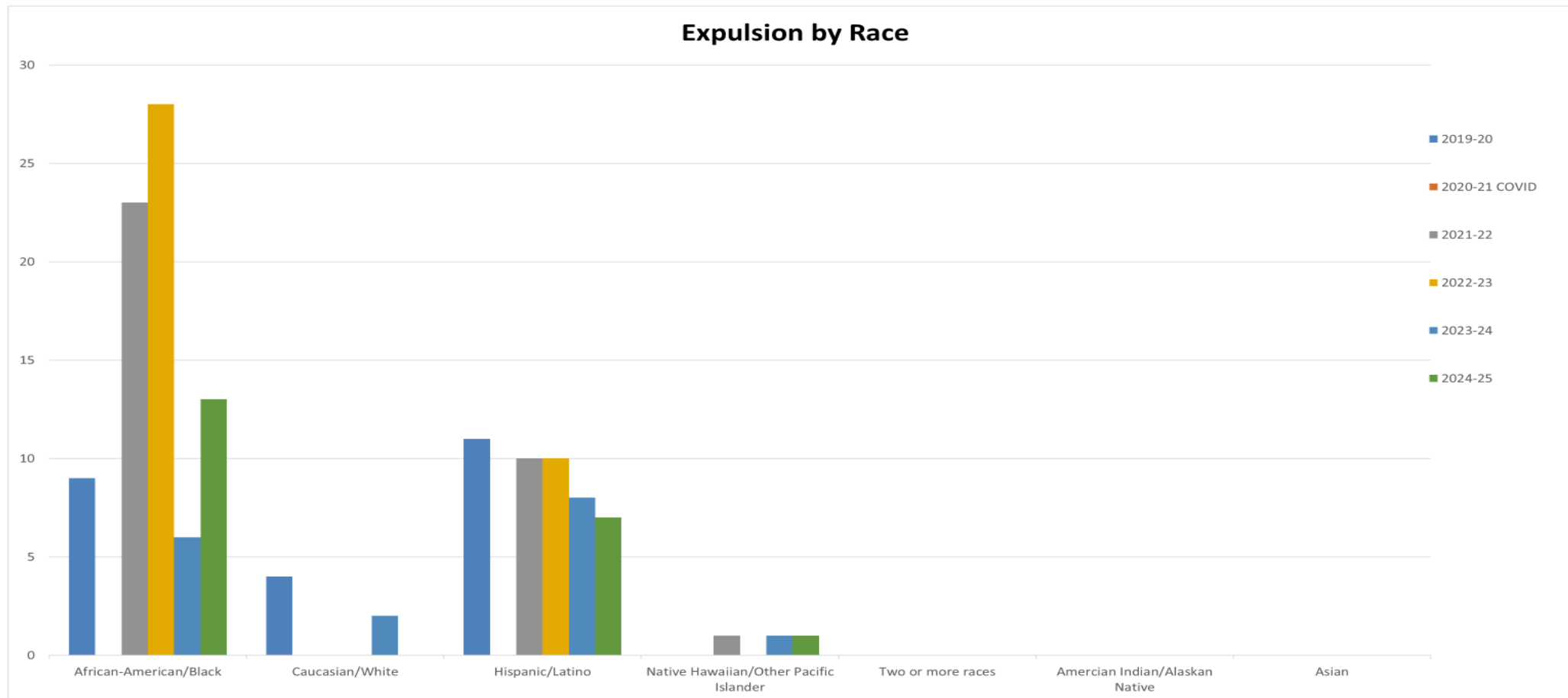
Meal Status	Central	West
Free/Reduced	150	177
Paid	18	49

# Gender of Students Expelled

Gender



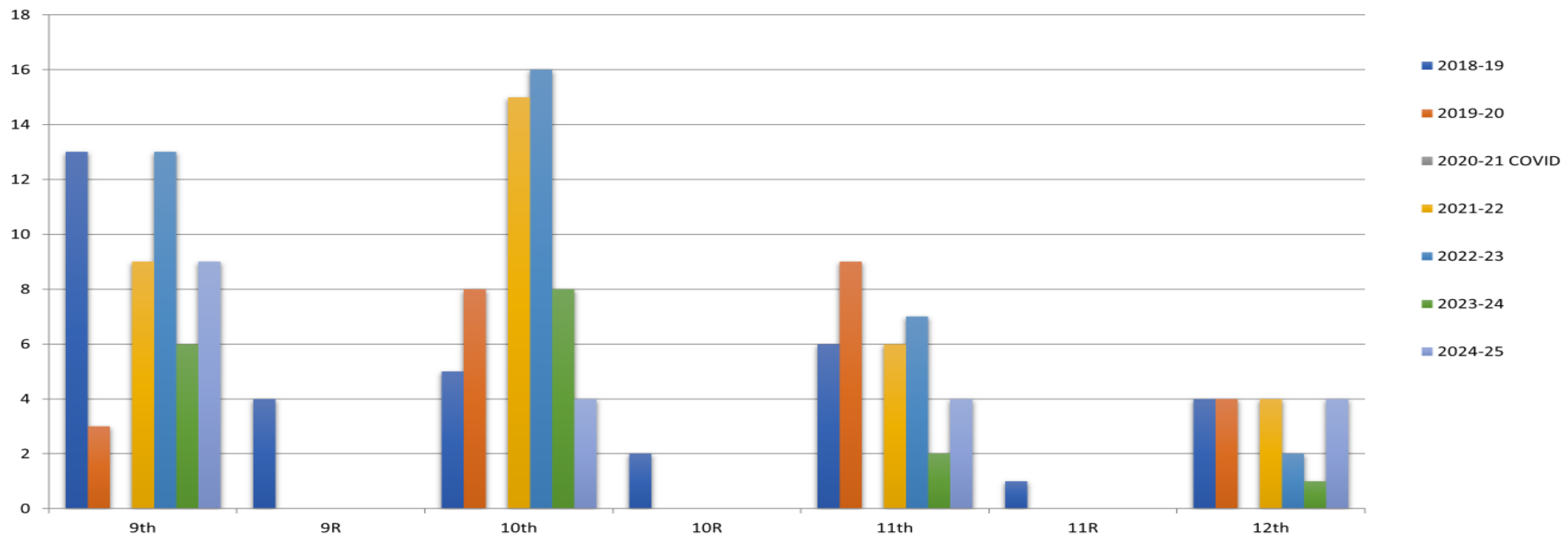
# Race of Students Expelled





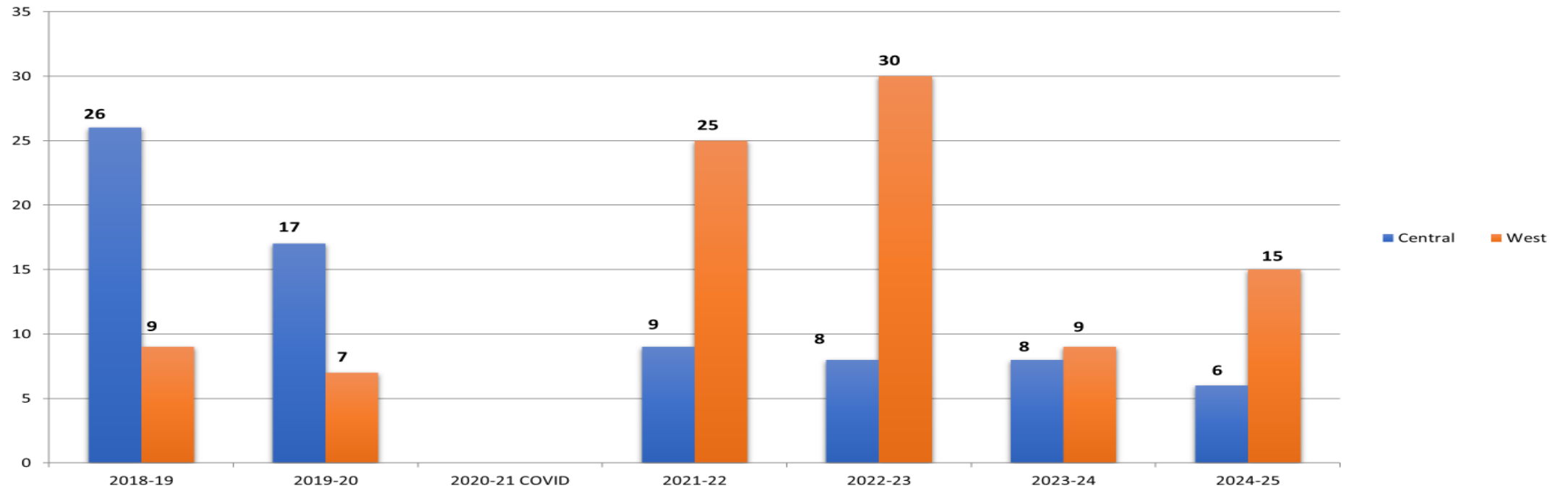
# Grade of Students Expelled

Expulsions by Grade



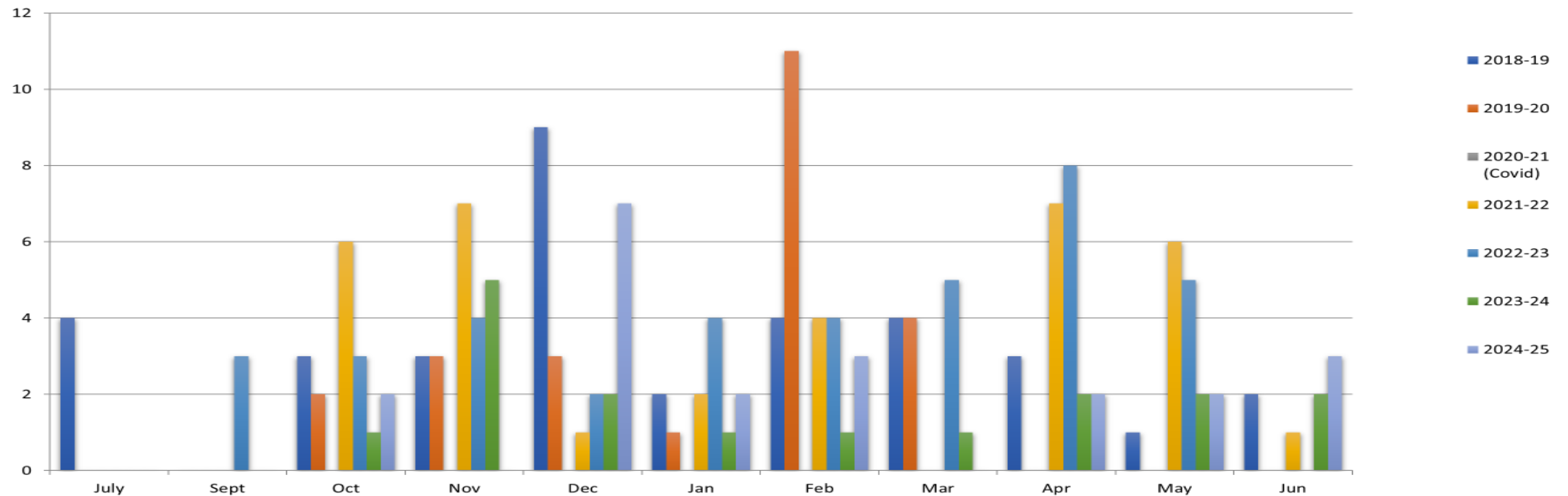
# Expulsions by Campus

Expulsion per Campus

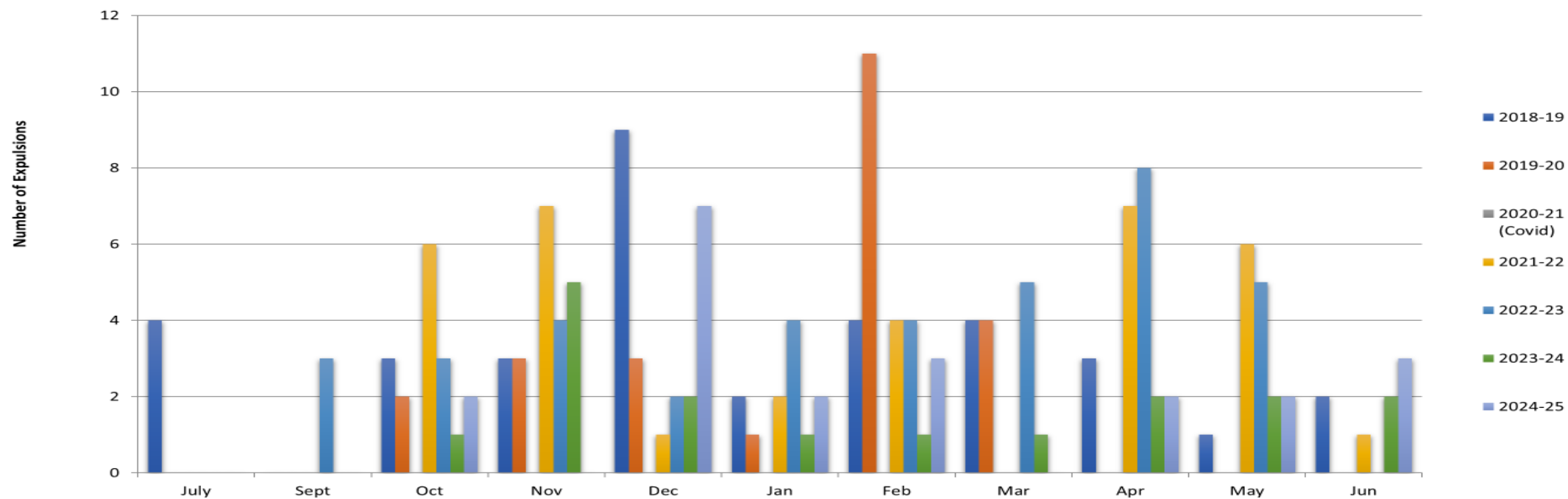


# Expulsions Per Month

Expulsions per Month

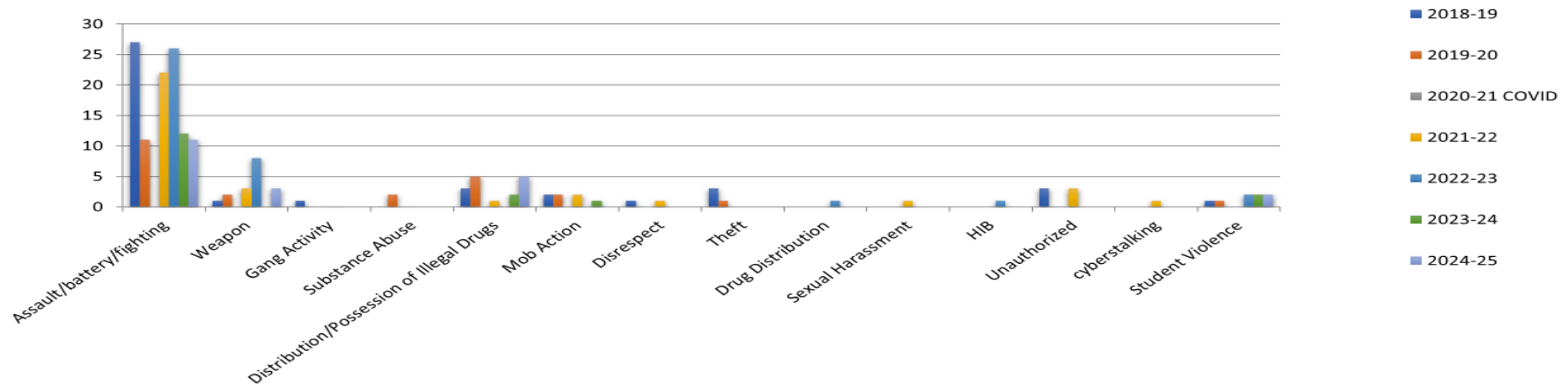


## Expulsions per Month



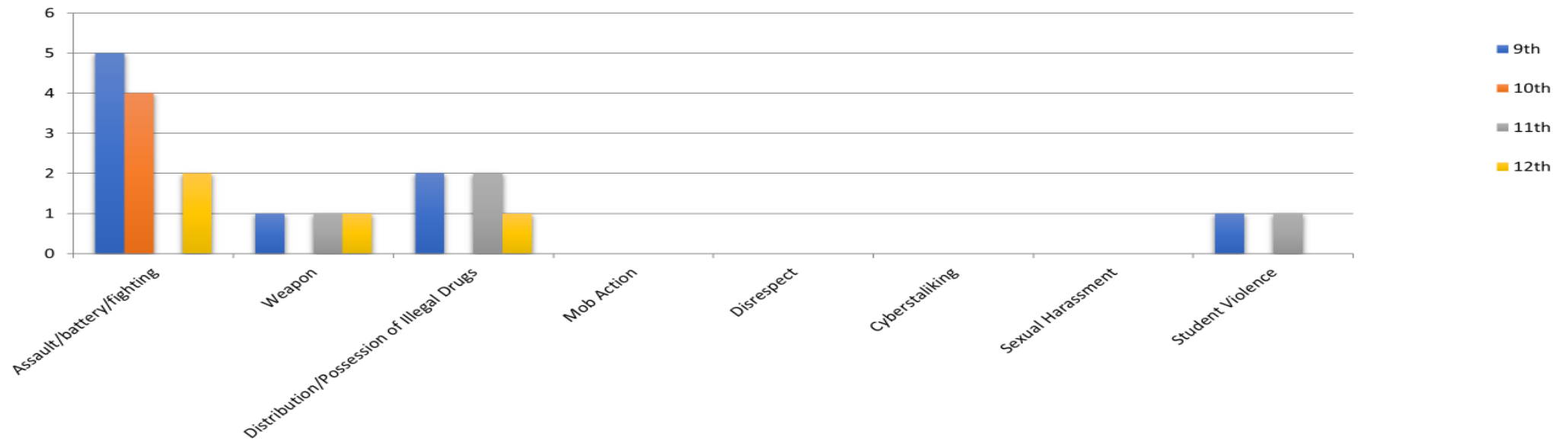
# Expulsion Infractions

Type of Infractions



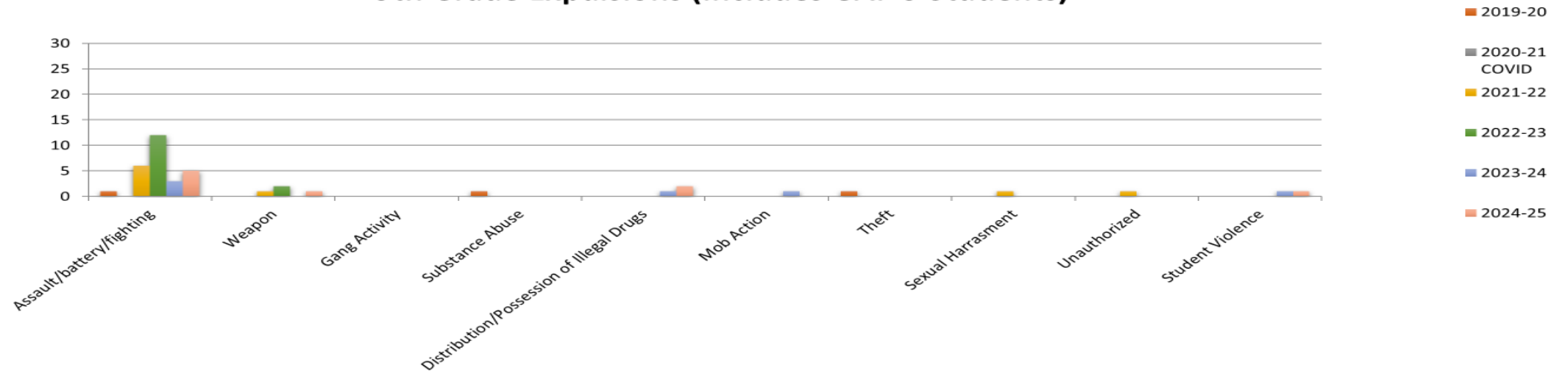
# Expulsion Infraction by Grade

Expulsions by Infraction and Grade



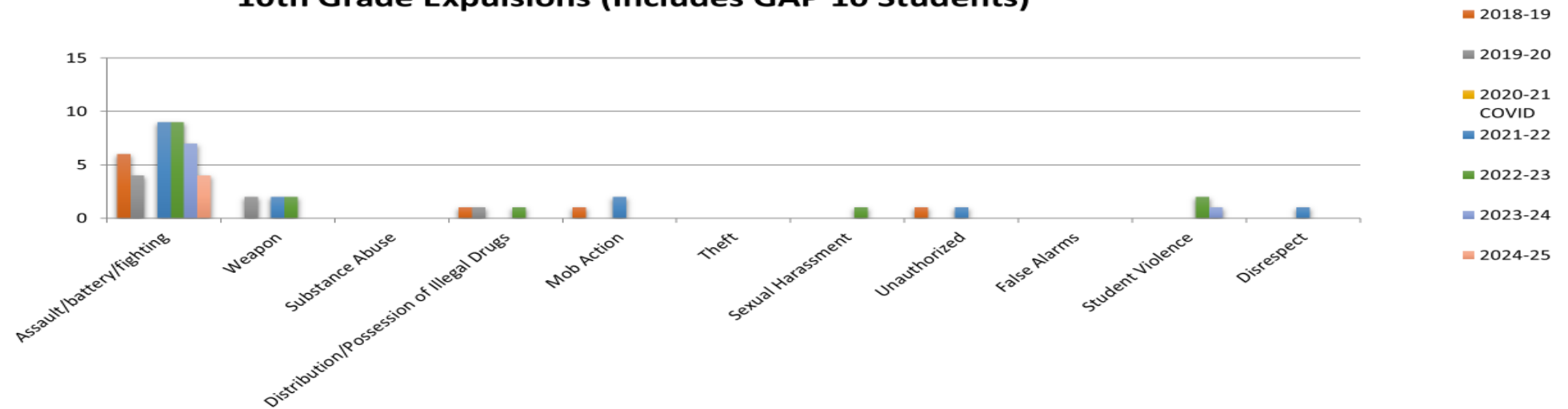
# 9th Grade Infractions

**9th Grade Expulsions (Includes GAP 9 Students)**



# 10th Grade Infractions

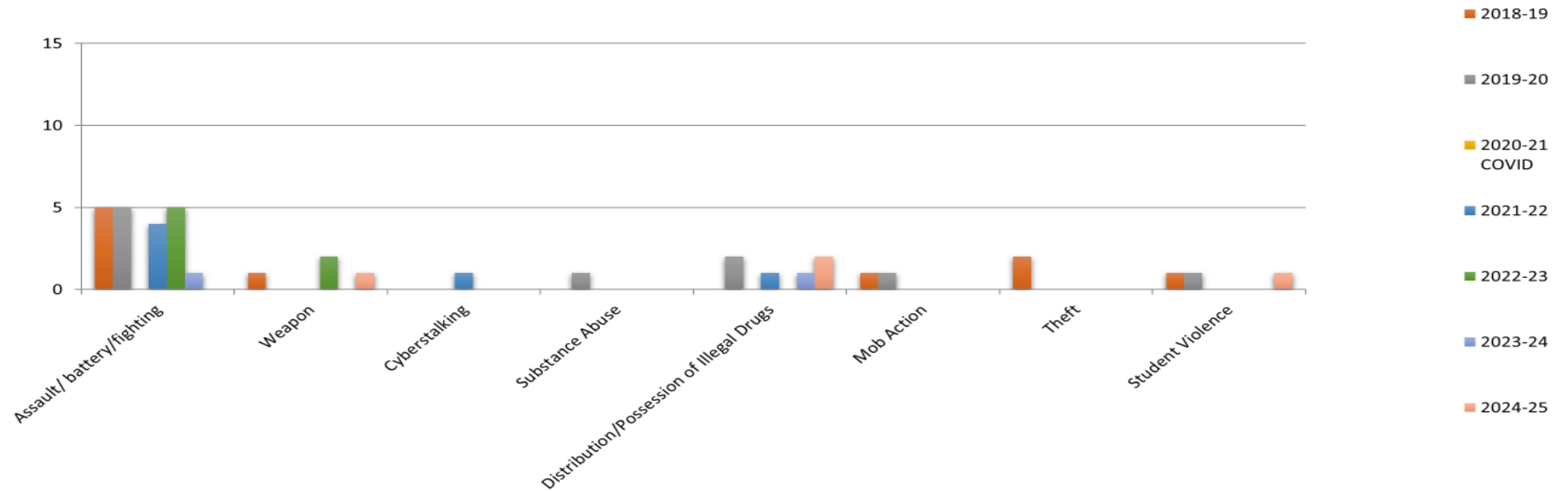
**10th Grade Expulsions (Includes GAP 10 Students)**





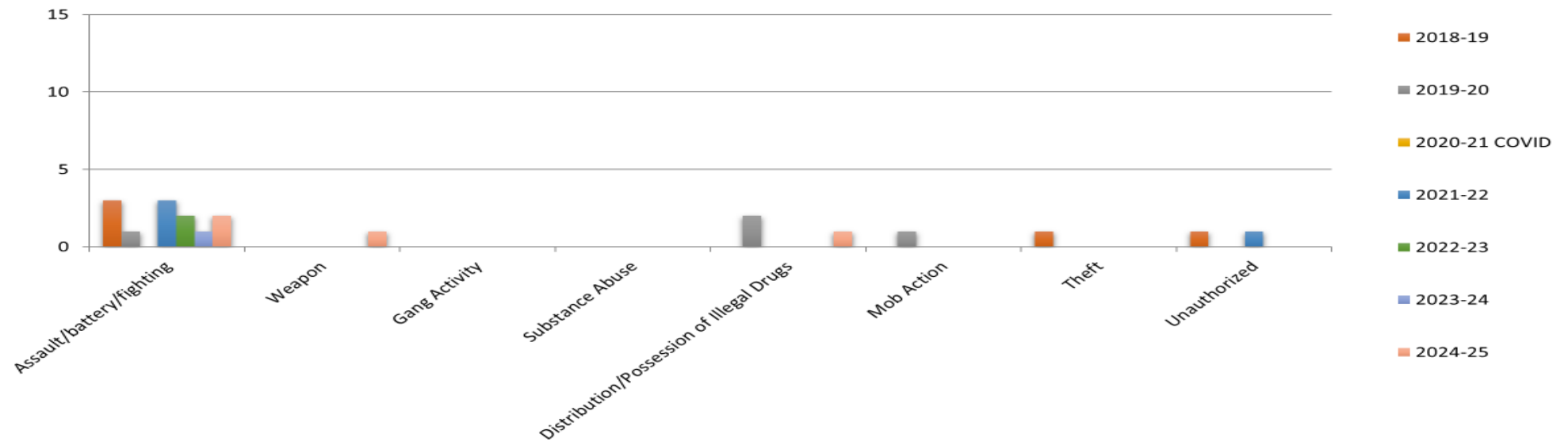
# 11th Grade Infractions

## 11th Grade Expulsions



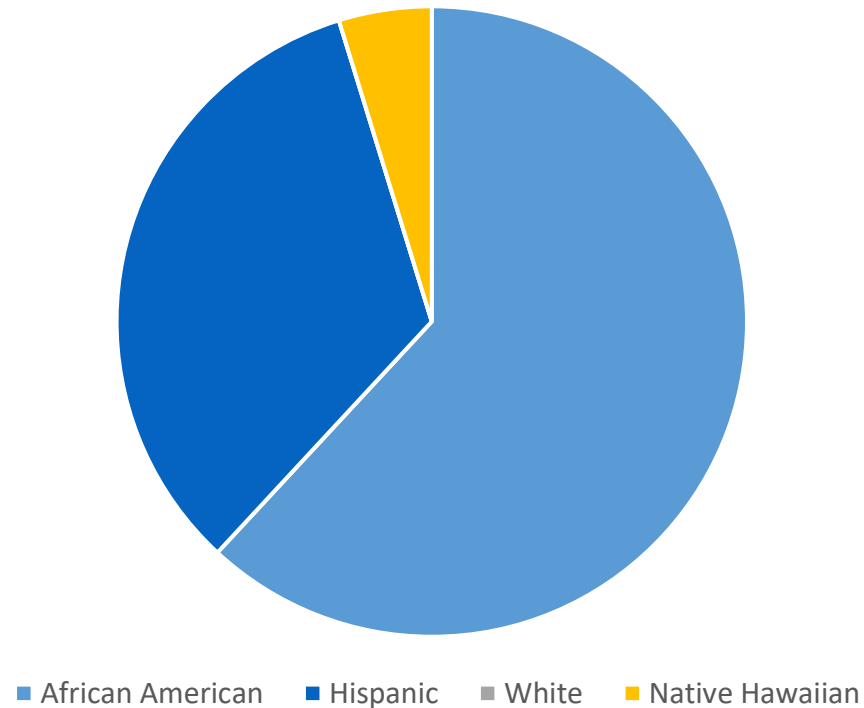
# 12th Grade Infractions

## 12th Grade Expulsions



# Demographic Information 21 RSSP Expulsion Students

Racial Demographic of Students referred to RSSP  
2024 – 2025 SY



- 13 – Black/African American
- 7 – Hispanic/Latino
- 0 – Caucasian / White
- 1 - Native Hawaiian/ Other Pacific Islander

# Of the Expulsions Student Referred to RSSP during 24-25 school year:

# of students	Outcome	Campus Breakdown
2	Graduated	2-West
6	Still at Lincoln (Fall 2024)	4-West    2-Central
5	Student registration status pending/ enrolling next school year	2-West    3-Central
0	Referral declined by Lincoln due to nature of Policy Violation	
4	Transferred to outside school	3-West    1- Central
4	Special Education Outside Placement	4-West

# Of the TAOEP Students:

# of students	Outcome	Campus Breakdown
9	Still at Lincoln	6 Central, 3 West
6	Waitlist/ Parents have not responded	3 Central, 3 West
2	Remained at home School	0 Central , 2 West
1	Dropped by Lincoln for discipline/attendance/ transferred districts	0 Central, 1 West

# TAOEP Demographic Information

## 18 Students



- Year in School:
  - 9 Freshmen (50%)
  - 4 Sophomores (22.22%)
  - 3 Juniors(16.67%)
  - 2 Seniors(11.11%)
- 7 Female (38.89%)
  - 2 -Hispanic (28.57%)
  - 2 -White (28.57%)
  - 3 – African American (42.86%)
- 11 Male (61.11%)
  - 5 -Hispanic (45.45%)
  - 5 – African American (45.45%)
  - 1 – White (9.09%)

# Transition Process

## Students Returning to JTHS from Lincoln



- Director of Strategic Partnerships, Dean, JTHS Counselor, Lincoln School Counselor, Parent, & Student
- Review student performance at Lincoln
- JTHS counselors provide a preliminary schedule based on the student's needs.
- SEL/BHT Supports are discussed
- Parents and students identify needs and other possible accommodations
- Registration information is given to families
- Opportunity to participate in Problem-Solving Circles

# Interventions



# Student Support Table Pilot

## May 1 – May 15, 2025



Goal: Improve student attendance and understand root causes of "Late to School" tardiness.

Pilot Process:

- Staff greet students at check-in table each morning.
- Conduct brief interviews: Why late? How did they get here?

Need support?

- Record responses via Google Form

# Preliminary Check-In Data



DATE	Total	Joliet Central	Joliet West
5/1/2025	592	310	282
5/2/2025	470	292	178
5/5/2025	429	240	189
5/6/2025	397	202	195
5/7/2025	292	132	160
5/8/2025	274	152	122
5/9/2025: **Prom	220	134	86
5/12/2025: ** "Senior Ditch Day"	203	101	99
5/13/2025	343	157	184
5/14/2025	273	119	153
5/15/2025	293	154	139

# Reasons Provided for Tardiness

- Overslept – 1,687
- Traffic – 370
- Family Responsibility – 116
- Missed the bus – 107
- Stopped for Food – 49
- Health Issues – 48
- Parking – 26

***\*\*Various other reasons and combinations were provided during the pilot.***

# PPS Interventions

## Current Dean Interventions

- Restorative Conversation – Purpose is to restore the harm and identify root cause
- Mediations – Facilitated by dean with students who agree to meet
- Re-Entry Plan & Contract – Meeting with student, parent and members of the Triangle Team
- Safety Pass - Removal of student from unstructured areas to minimize disruptions during the passing period
- Behavior Warning - A behavioral contract that limits student's participation in activities outside of the school day
- Intervention Cards - Check in document used to monitor behavior daily and communicate progress to parents/guardians
- No Contact Contract-

# Restorative Practices

390 Staff took part in restorative practice training throughout the 24-25 School year during multiple SIP sessions.

1. Welcome participants to the conversation
2. Understand what happened
3. Understand why it happened
4. Understand the impact
5. Assess participant needs
6. Summarize and paraphrase
7. Create a plan to repair the harm
8. Closing

# STRATEGIC PLAN UPDATE – STRATEGY 1.5: LEVELLED BEHAVIOR INFRACTIONS



## Update Process

- Two-Year Process
- Feedback from Parent-Teacher Advisory committee (23-24)
- Small committee researched and finalized recommendations (23-24)
- Survey for feedback sent in November
- Finalized recommendations in Parent-Teacher Advisory (24-25)
- Approved by BOE in January 2025

## Changes for 25-26

- Four levels of infractions
- **Level 1:** Handled in the classroom; documented in PLP
  - Make contact with parent (phone call, email, parent square...)
  - Document in PLP
- **Level 2 – 4 :** Referral to dean
  - **Level 2 includes ongoing disruptive behaviors.**

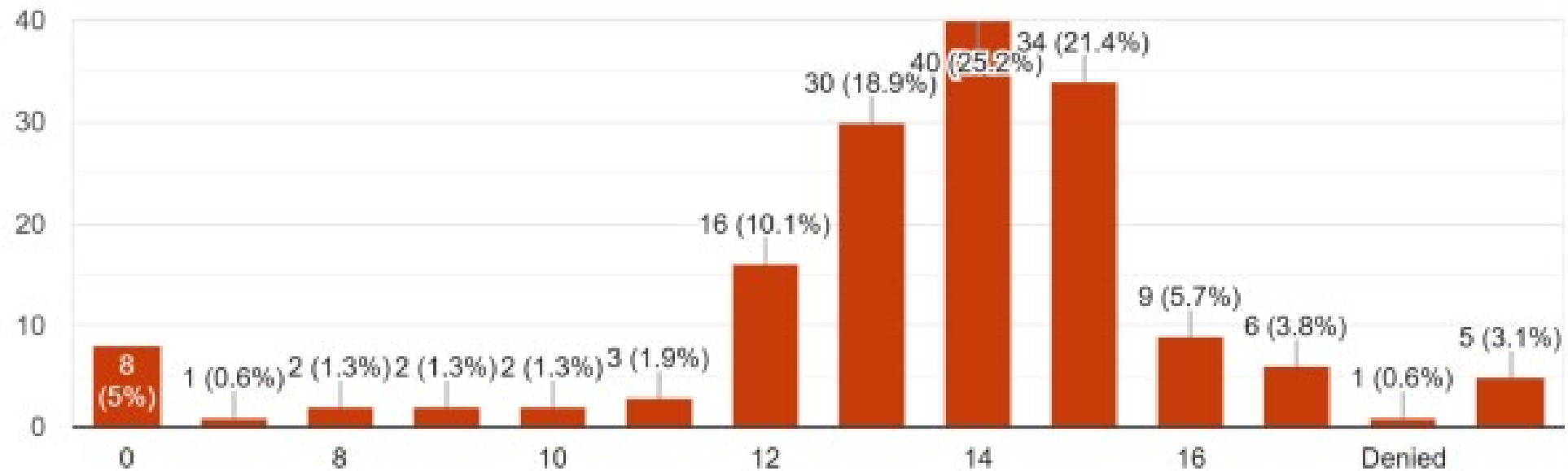
# Substance Abuse Interventions

- **Central** 81 students referred
- **West** 110 students referred
- **Will County Substance Abuse Clinician** 20 students referred
- **Bela Recovery/Tier 2 Group Central:** 8 Referrals West: 14 Referrals
- **Substance Abuse Groups:** Total of 5 groups ran

# First Age of Use

## Age of First Use

159 responses





# Substance Abuse Office Discipline Referral Data



## 2022-2023

- 228 Referrals
  - Central – 99
  - Pathways – 25
  - West – 104

## 2023-2024

- 176 Referrals
  - Central – 74
  - Pathways – 11
  - West – 91

## 2024-2025

- 166 Referrals
  - Central – 64
  - Pathways – 17
  - West – 85

### Tobacco/Smoking Device

- Central – 62
- Pathways – 1
- West - 90

# Substance Abuse Supports/Interventions

## Substance Abuse Clinician

### Screening data:

Total Screened: 77 West, 46 Central, 6 Pathways

- 47 Freshman
- 19 Sophomores
- 40 Juniors
- 22 Seniors

33% of students had an IEP

- 66% of students were general education

75% of students had no extracurricular involvement

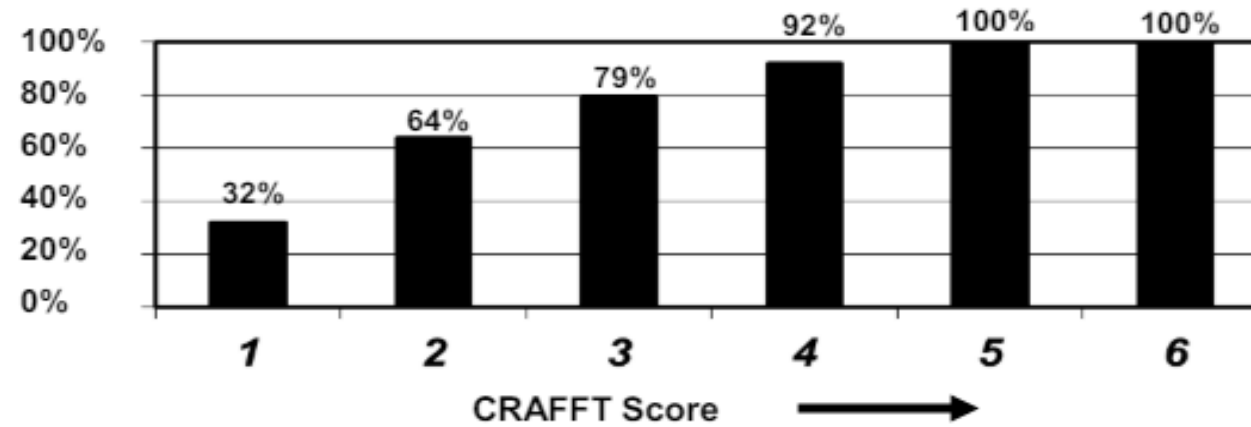
61%% of students screened have tried edibles

Most frequently used drugs:

- Marijuana
- Nicotine

# CRAFFT

Percent with a DSM-5 Substance Use Disorder by CRAFFT score\*



CRAFFT Scoring is a confidential questionnaire use to identify whether a young person may be at risk of developing a substance abuse problem.

# CRAFT Score Comparison

## 23-24 School Year

0: 8.1%  
1: 15.4%  
2: 12.5%  
3: 14.1%  
4: 21.5%  
5: 23%  
6: 5.5%

## 24-25 School Year

0: 9.4%  
1: 17%  
2: 6.3%  
3: 12.6%  
4: 24.5%  
5: 18.2%  
6: 11.9%

# CRAFFT Scores (cont.)

- 30% of students screened have a 100% risk for being diagnosed with a substance use disorder
- 55% of students screened have a 92% risk for being diagnosed with a substance use disorder
- 67% of students screened have a 79% risk for being diagnosed with a substance use disorder
- Reasons for use: #1 Stress/Mental Health, #2 Peers, #3 Boredom.

# Catalyst Program – Joliet West

- Students Recommended 91 (90)
- Students Refused 12 (15)
- 16 Students committed another severe infraction after completing the program (6)
- Students recommended for expulsion after completion 3 (4)
- Fighting and Battery accounted for 87% of referrals (71%)
- Of the 91 Recommendations:
  - Hispanic 38.5%
  - Black or African Amer. 50.5%
  - White/Caucasian 4.4%
  - Two or more races 6.6%

# Catalyst Program – Joliet Central



- Students Recommended 104
- Students Accepted Catalyst: 75 (87)
- Students Refused 29 (33)
- 17 Students committed another severe infraction after completing the program (16)
- Students recommended for expulsion after completion 5 (5)
- Fighting (76) and Battery (19) accounted for the most referrals.
- Of the 104 Recommendations:
  - Hispanic 49%
  - Black or African Amer. 39.4.0%
  - White/Caucasian 2.9%
  - Two or more races 8.7%

# Problem Solving Circles

- Out of the 209 families, 110 were Black (53%), 82 were Hispanic (39%), 14 were White (7%), 5 were other (2.4%).
- Out of the 209 families, 137 were male (66%) and 71 were female (34%).
- Out of the 137 males, 65 were Black (47%), 62 were Hispanic (45%), 9 were White (7%).
- Out of the 72 females 45 were Black (63%), 20 were Hispanic (28%), 5 were White (7%) and 1 Asian female student (1%).
- Out of the 209 families, 71 were Freshman (34%), 63 were Sophomores (30%), 49 were Juniors (23%), and 26 were Seniors (11%).
- Number of Dean referrals based on 209 families who participated in 2024-2025: Franchini 31, Fears 16, Boyter 17, Reed 17, Contreras 23, Kosiek 12, Lincoln 17, Laken 5, Carbine 16, Thompson 26, Chally 29, and Rumpf 21.
- Out of the 209 families, the related severe behaviors were as follows: 107 fights (51%), 43 batteries (21%), 32 substance abuse (15%), 5 thefts (2%), 7 assault (3%), 6 weapons (3%), 7 Instigation (3%), 2 chronic attendance (1%), 3 student violence (2%), and 1 Chronic Attendance (0.5%).
- Of the 209 families participating this year an estimated 8 students remained or were placed back on behavior warning (4%) for committing another severe infraction, dropping from school, transferring, or relocating.



# CDR End of Year Report

2024 - 25 School Year

# Structure

## **Scanner**

For check in/out and passes

## **No devices**

Exceptions on case by case basis

## **Flexible Seating**

## **Activities**

Meditation cards, fidget items, arts and crafts activities

## **Optional check in with staff**

## **Documentation**

PLP log, attendance code and email when appropriate





# Cool Down Specialists

**Megan Gunier**

Social Worker – B234

**Rebecca Lara**

Social Worker

# Joliet West Data



## 22-23 School Year

### Visits

3,093

### Individual Students

471

### Students with $\leq 5$ visits

215

## 23-24 School Year

### Visits

1,764

### Individual Students

375

### Students with $\leq 5$ visits

298

## 24-25 School Year

### Visits

### Individual Students

### Students with $\leq 5$ visits

# Joliet Central Data



## 22-23 School Year

### Visits

2,190

### Individual Students

509

### Students with $\leq 5$ visits

398

## 23-24 School Year

### Visits

1,562

### Individual Students

478

### Students with $\leq 5$ visits

411

## 24-25 School Year

### Visits

1,195

### Individual Students

440

### Students with $\leq 5$ visits

391


# Central Student Support Groups

- A Call to Men- 6 Cohorts (53 Students Assigned)
- Healthy Relationships - 1 Cohort (12 Students Assigned)
- Stress and Coping- 6 Cohorts (46 Students Assigned)
- Grief and Loss- 2 Cohort (16 Students Assigned)
- LGBTQIA+- 1 Open Group ( 15 Students Assigned)
- Young Women's Support Group- 3 Cohorts (35 Students Assigned)
- Bilingual Girls Support Group- 2 Cohorts (21 Students Assigned)
- Bilingual S &C Group- 3 Cohorts ( 31 Students Assigned)
- STRONG- 2 Cohorts (21 Students Assigned)
- Anger Management – 3 Cohorts (33 Students Assigned)
- Substance Abuse – 1 Cohort (9 Students Assigned)

# West Student Support Groups


- A Call to Men – 3 Cohorts (25 Students Assigned)
- Stress & Coping – 3 Cohorts (27 Students Assigned)
- Empower Me – 2 Cohorts (14 Students Assigned)
- Who I Am – 1 Cohorts (7 Students Assigned)
- Teen Parent Group – 1 Cohort (3 Students Assigned)
- Think First – 2 Cohorts (14 Students Assigned)
- Substance Abuse (New) - 2 Cohorts (14 Students Assigned)

# Thriveworks Usage – July 2024 to December 2024

	JULY	AUGUST	SEPTEMBER	OCTOBER	NOVEMBER	DECEMBER
Invoiced Sessions	5	3	11	20	31	27
New Client Bookings	4	1	3	4	11	2
Total Sessions	36	6	10	13	33	36
Speed to Care	7.25	7	4.33	3.5	4.91	3.5



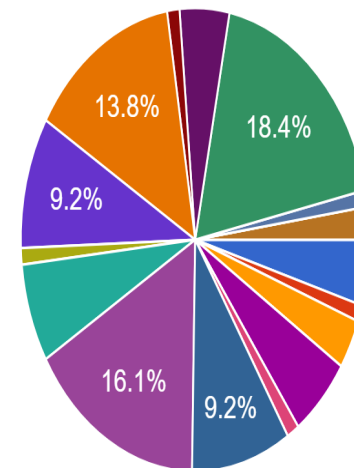
# Thriveworks Usage – January 2025 to May 2025

 Thriveworks	JANUARY	FEBUARY	MARCH	APRIL	MAY
Invoiced Sessions	43	34	53	65	75
New Client Bookings	6	7	6	19	8
Total Sessions	46	35	51	68	73
Speed to Care	4 days	9.29 days	8.33 days	4.42 days	5.13days

# West BHT Referrals

- 87 referrals
- Top 5
  - ***\*identified by staff\****
  - Exposure to Trauma
  - Symptoms of Anxiety
  - Family Concerns
  - Grief/Loss
  - Change in Mood

Reason for Referral  
87 responses



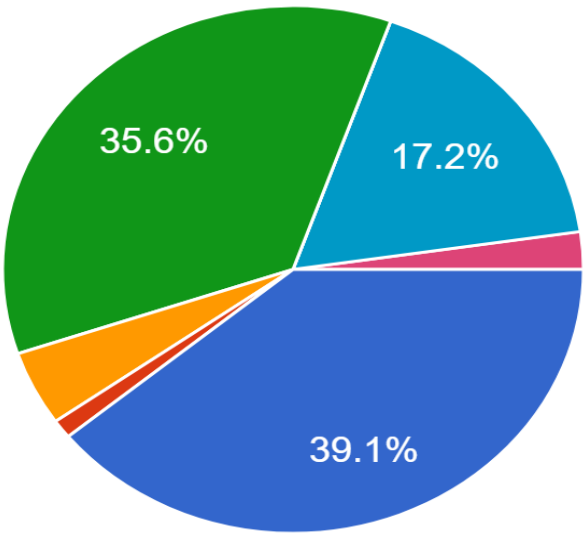
- Attendance/Tuancy
- Work Refusal
- Poor Relations with Peers
- Poor Relations with Adults
- Substance Abuse
- Non-compliance
- Physical Aggression
- Inattentive/ Hyperactive

# West BHT Referrals

- By Grade
  - Freshman: 18
  - Sophomore: 23
  - Junior: 22
  - Senior: 24
- By Program:
  - Reported by referral source
  - SpecEd: 12
  - 504: 8
  - F/R: 62
  - McKinney-Vento: 9

# West BHT Referrals

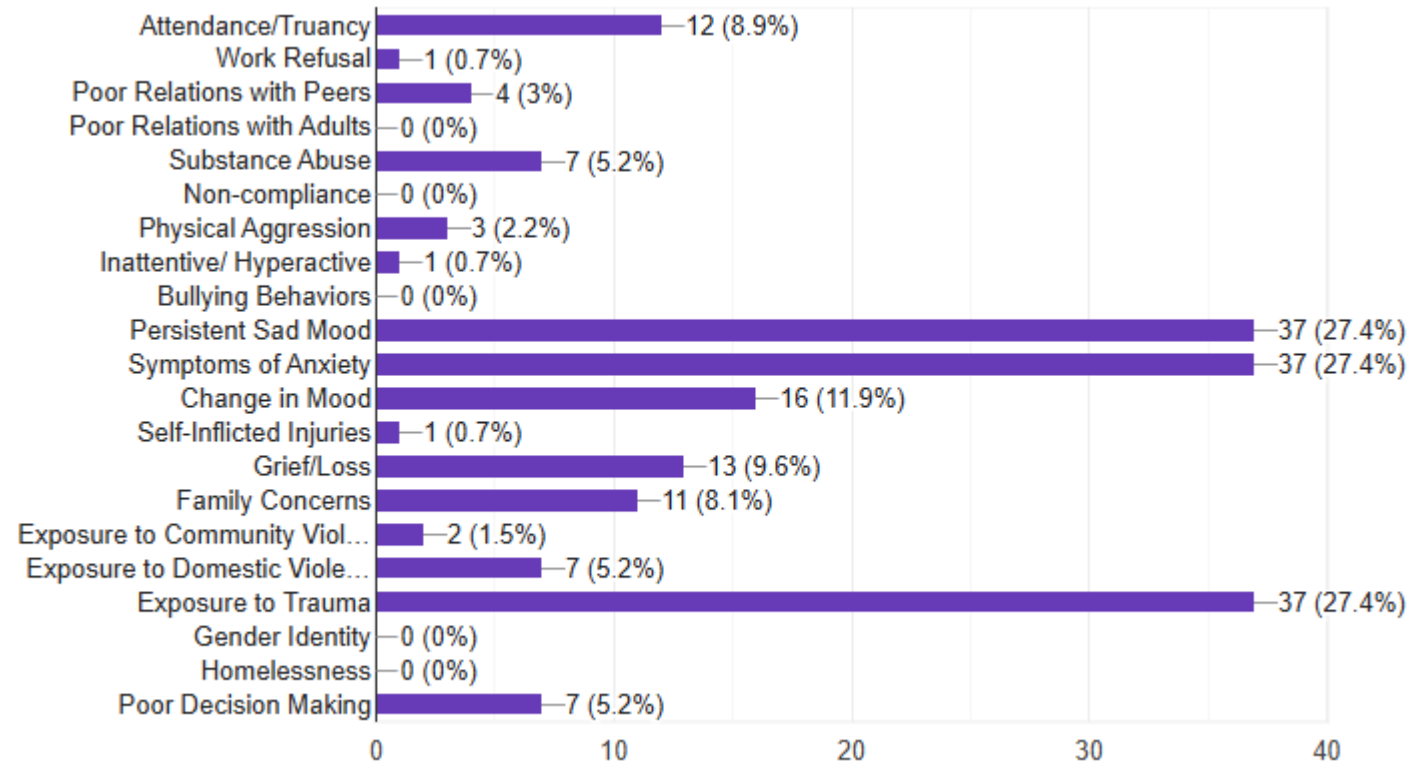
Race/Ethnicity  
87 responses



- Hispanic/Latinx
- American Indian/Alaskan Native
- Asian
- Black/African American
- Native Hawaiian/ Other Pacific
- White
- Two or more Races

# Central BHT Referrals

- 135 referrals
- Top 5
  - *\*identified by staff\**
  - Exposure to Trauma
  - Symptoms of Anxiety
  - Change in Mood
  - Persistent Sad Mood
  - Attendance/Truancy



# Central BHT Referrals

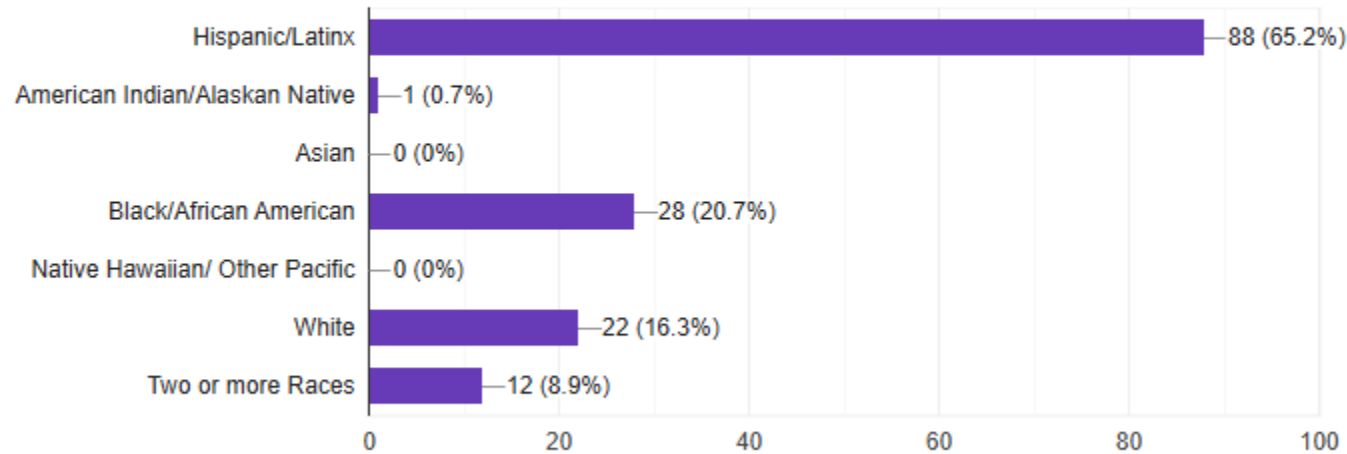
- By Grade
  - Freshman: 38
  - Sophomore: 39
  - Junior: 32
  - Senior: 26
- By Program:
  - Reported by referral source
  - SpecEd: 19
  - 504: 23
  - F/R: 119
  - McKinney-Vento: 4

# Central BHT Referrals

## Race/Ethnicity

135 responses

[Copy chart](#)



# BHT Outcomes 2024-2025

## West

- 87 Students referred to BHT
- 79 Referrals taken for further support
- Completed: 72
  - Includes acceptance to Pathways
- Did not complete intervention: 7

## Central

- 135 Students referred to BHT
- 120 Referrals taken for further support
- Completed: 88
- Did not complete intervention: 32



# Home Visits

## Central, Pathways, Outside Placement

- Scheduled Visits = 31

## West

- Scheduled Visits = 4

- 8 Cancelled
- 63% of visits contact was made.
- 36.8% of visit were no contact.