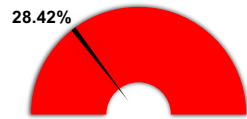


# Educational | Operations and Maintenance | Transportation | IMRF | Working Cash | Tort

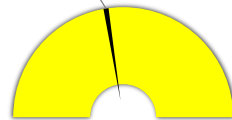
For the Period Ending January 31, 2022

Projected Year-End Balances  
as % of Budgeted Revenue



Actual YTD Revenues

44.13%



Projected YTD Revenues  
49.31%

Actual YTD Local Sources

46.48%



Projected YTD Local Sources  
48.40%

Actual YTD State Sources

50.30%



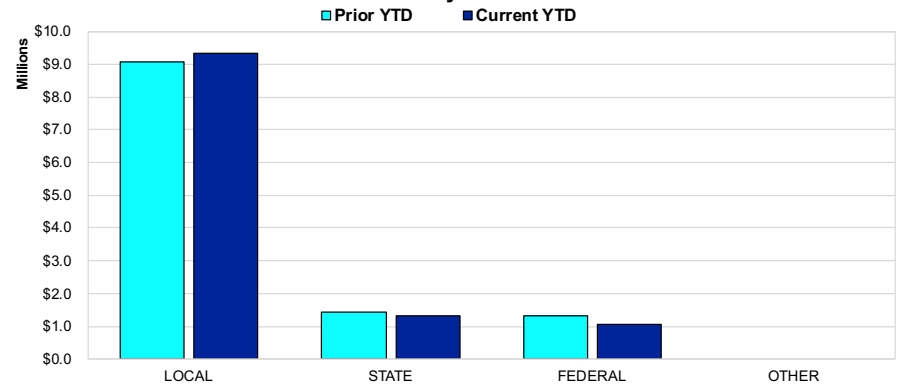
Projected YTD State Sources  
53.32%

## All Funds | Top 10 Sources of Revenue YTD

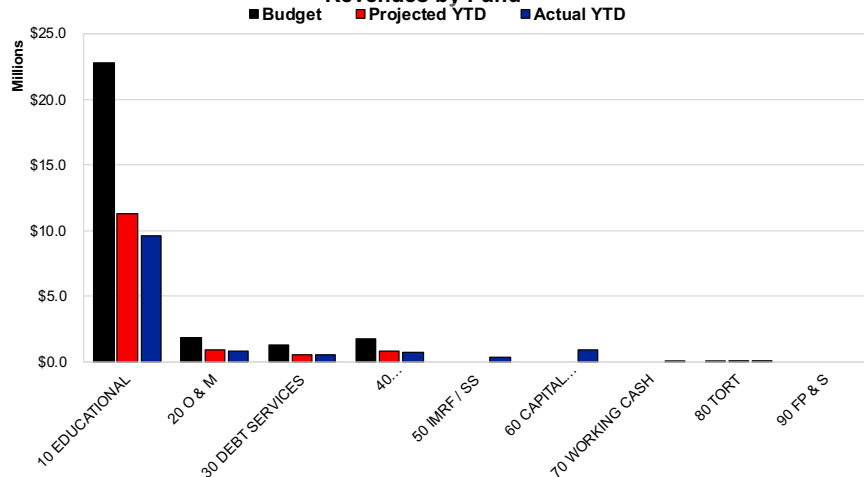
Ad Valorem Taxes	\$9,411,067
Other Revenue from Local Sources	\$1,113,392
Unrestricted Grants-in-Aid	\$1,006,776
Food Service	\$516,677
Restricted Grants-In-Aid Received from the Federal Govt Thru	\$293,965
State Transportation Reimbursement	\$259,659
Federal Special Education	\$154,306
Textbook Income	\$148,154
Title I	\$97,307
Payments in Lieu of Taxes	\$94,261

Percent of Total Revenues Year-to-Date 99.16%

## Revenues by Source



## Revenues by Fund



## Revenues by Source

