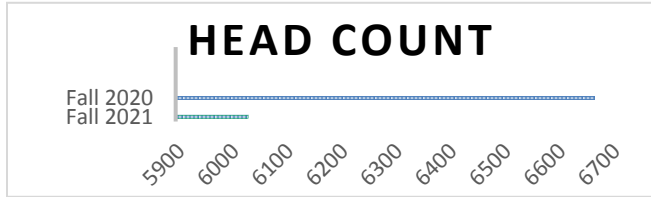


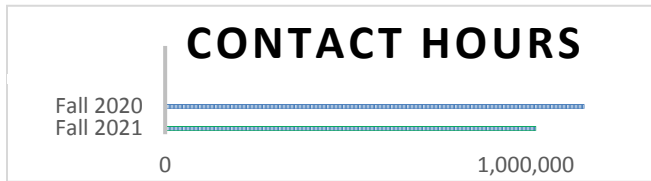
# FALL 2021 CENSUS ENROLLMENT REPORT



9.5%

Fall 2020 6,669


Fall 2021 6,033



11.4%

Fall 2020 1,161,568

Fall 2021 1,028,096



11.4%

Fall 2020 57,358

Fall 2021 50,765