

Browning Elementary School

Board Report

November 2018

To be safe, Expect respect, Act responsibly Mindful learner BES (TEAM BES).

MBI mission is Promoting a positive, safe, and respectful environment that will last a lifetime.

Staff:

Certified Attendance for November: **85%**

Classified Attendance for November: **95%**

BES staff Perfect Attendance Total for November: **Vivian Sanderville, Radium Woolf, Sasheen Campbell, Frances Kittson, Angela Butterfly, and Quentin New Robe.**

Students:

Perfect Attendance for Year: 2nd **7** 3rd **9** Total: **16**

95% or better for Year: 2nd **43** 3rd **40** Total: **83**

Perfect Attendance for November: 2nd **21** 3rd **24** Total: **45**

95% or better for November: 2nd **25** 3rd **21**Total: **46**

Enrollment:

2nd grade 156 3rd grade 150 Total 306

2nd grade % for November: %

3rd grade % for November: %

BES Student % for November %

Home visits: November: **24**

Referrals: for November: 2nd **10** 3rd **9** Total: **19**

Bullying Reports: November: **5**

Court Referrals: November : **5**

Students of the Month for November: **Kasey Bird and Jasmine Butterfly**

Absent or Drop students: **0 new students, 3 transferred out and 1 dropped**

Upcoming dates:

Dec 10-13 Misti Woltz Site Visit

December 19-20 Christmas Programs

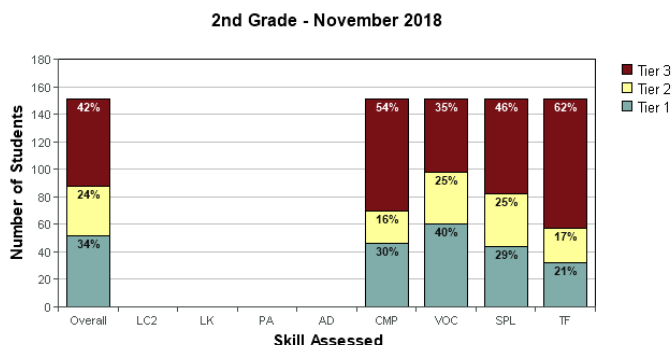
December 19-20 Christmas Parties

December 21-Early Out

December 22-January 6-Winter Break

January 7-Return to school

ELA



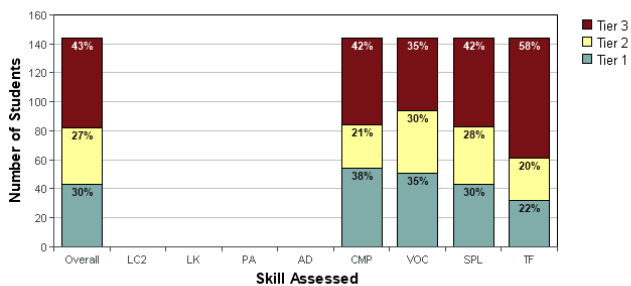
- 42% or 63 students assessed in the intensive tier

- 24% or 36 students are strategic
- 34% or 52 students assessed at Benchmark
- *the highest subskill continues to be vocabulary and the opportunity for improvement lies with fluency

Tier	September 2018	October 2018	November 2018	Goal
Intensive	52%	49%	42%	-37%
Benchmark	29%	30%	34%	+44%

- 2nd Grade decreased intensive by 10% from Sept to Nov
- 2nd Grade increased benchmark by 5% from Sept to Nov

3rd Grade - November 2018



- 43% or 62 students assessed in the intensive tier
- 27% or 39 students are at strategic
- 30% or 43 students are at Benchmark

*Comprehension is the strongest subskill and fluency is needs improvement

Tier	September 2018	October 2018	November 2018	Goal
Intensive	52%	45%	43%	-35%
Benchmark	29%	34%	30%	+44%

3rd Grade decreased intensive from 52% in Sept. to 43% in November

3rd Grade increased benchmark by 1% from September to November

*ELA small group instruction finished up their 3rd PDSA cycle. ISIP data shows that the intensive group is decreasing for both grade levels

*Enhancement groups are finishing up their first phonic skills kit to move onto the next guide for explicit skill instruction

*Grade levels updated demographic groups to see a visual of the impact on our student population

- Gender
- EL
- 40+ attendance
- SPED

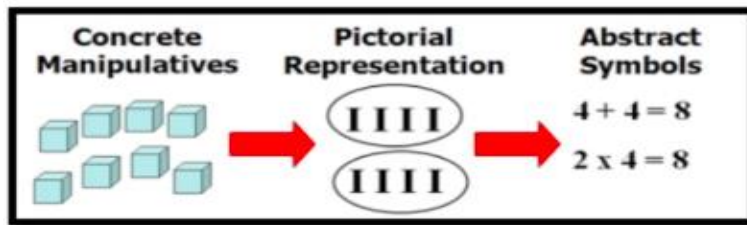
Math
Guided Math

At Browning Elementary this month, the teachers continue to grow with number talks. Three teachers applied for number talk fluency kits through Donors Choose. These teachers are Kayla Jeckell, Cari Stoves and Samantha Grant. They gave professional development to the staff on math fluency kits using a number kit, answered questions, explained how this has impacted their students and showed what the kit all includes.



Long term understanding

At the beginning of the year all staff at BES were introduced to the Concrete-Pictorial-Abstract (CPA) Approach for teaching math. This year teachers are purposely planning for students to build long term understanding using the C-P-A approach. The concrete is “the doing state” where students learn new concepts through the use of manipulatives. The pictorial is “the seeing stage” where students draw representations to help them solve problems. The abstract is “the symbolic stage” where students use abstract symbols such as symbols and numbers to solve problems. Teachers are receiving support for how to teach using the approach from the coaches through prep and planning with a teacher along with professional development.



Teachers are planning and teaching math for the C-P-A approach. In guided math students go to four workstations: technology, independent, math games and teacher station. Walkthrough a math classroom and you'll see students using manipulatives for the concrete stage, drawing a picture for the pictorial stage and writing an answer for the abstract stage.



This year teachers have also received professional development on helping students develop deep understanding which is called relational understanding. This requires students to understand both what to do and why.

STAR Math Data Both grades have been teaching operations & algebraic thinking for 1st quarter. Here is how each grade is doing according to STAR Math.

Grade 3 STAR Math 2018-19		Grade 3 » Operations & Algebraic Thinking		
	Sept.	Oct.	Nov.	
Represent and solve problems involving multiplication and division.				
3.OA.1	21% (31 s)	37% (53 s)	42% (61 s)	
3.OA.2	20% (30 s)	36% (52 s)	41% (59 s)	
3.OA.3	19% (29 s)	34% (49 s)	40% (58 s)	
3.OA.4	16% (24 s)	28% (40 s)	34% (50 s)	
Understand properties of multiplication and the relationship between multiplication and division.				
3.OA.5	20% (30 s)	35% (51 s)	41% (59 s)	
3.OA.6	20% (30 s)	35% (51 s)	41% (59 s)	
3.OA.7	38% (57 s)	59% (85 s)	61% (88 s)	
3.OA.8	13% (19 s)	25% (36 s)	32% (46 s)	
3.OA.9	18% (27 s)	28% (41 s)	36% (52 s)	

Grade 2 STAR Math 2018-19		Grade 2 » Operations & Algebraic Thinking		
	Sept.	Oct.	Nov.	
3.OA.1 - Use addition and subtraction within 100				
	5% (8 s)	15% (23 s)	24% (37 s)	
3.OA.2 - Fluently add & subtract				
	93% (141 s)	97% (148 s)	95% (145 s)	
3.OA.3 Determine objects odd and even				
	5% (8 s)	15% (23 s)	24% (37 s)	
3.OA.4 rectangular arrays				
	5% (8 s)	13% (20 s)	24% (36 s)	

Preparing for SBAC

Teachers have been preparing for the SBAC interims by teaching specific math standards and vocabulary. In December students will take the SBAC interims to prepare them for the how the state test looks online, how to navigate the tools, and logging on. Teachers will use the interim data to gauge students understanding to determine what needs to be retaught and their next steps.

Attendance by classroom awards

In order to encourage and promote good attendance we are implementing an incentive for the best attendance each month.

The two classes with the best attendance for the Month of October & November were
 2nd Grade - Mrs. HeavyRunner
 3rd Grade - Mrs. McClellan

Students of the Month:

Each month 4 students (1 male/female for 2nd grade and 1 male/female for 3rd grade) will be selected. They will receive a certificate, a gift card for \$10, and their picture will be posted on Ms. McKay's bulletin board as well as the Glacier Reporter (and hopefully on the webpage). Students are nominated by staff members on the following criteria: Academic Performance, Character, Behavior, Effort, Social Relationships, and Attendance.

Veteran's Day

On November 9, Mary Belcourt, Melinda Juneau, Samantha Grant and crew made lunch plates and delivered them to Veteran's in the community. Terrance and Brayson LaFromboise and the 3rd grade Immersion Class helped with a prayer and an honor song.

As always, you are welcome to tour our facility to see the wonderful learning experiences happening at BES.