



WAUNAKEE
COMMUNITY SCHOOL DISTRICT

Safety and Security

BOE Meeting - July 2025

WCSD Safety and Security

- Agenda
 - Background
 - Role of the Safety & Security Coordinator
 - WCSD Safety Committee
 - 2024-2025 Digital Mapping Grant
 - Emergency Response & Reunification Protocols
 - School Building Safety Drills
 - Building Safety Assessments
 - COPS Grants
 - Safety & Security Resources and School Website
 - Leveling Up - Next Steps at our School Buildings
 - Contact Information & Questions?



Safety & Security Coordinator - Dustin Lybeck

- Hired by the WCSD in February 2025 on a part-time basis
- Certified Law Enforcement Officer - Wisconsin
 - Field Training Officer
 - School Resource Officer - Waunakee Community School District
 - Special Event Officer
- Specialized Training
 - SRP/SRM Trainer (Standard Response Protocol/Standard Reunification Method)
 - ALICE Instructor (Alert, Lockdown, Inform, Counter, Evacuate)
 - Civilian Response to Active Shooter Events (CRASE) Instructor
 - Defense and Arrest Tactics (DAAT) Instructor
 - Integrated Capstone Event (CDP-Anniston, AL)
- Family & Community
 - Lifelong member of the Waunakee community and Waunakee graduate
 - Proud parent of three children currently attending Waunakee Schools
 - Committed to the well-being of all students and staff across the district



WCSD Safety and Security Coordinator

- Role
 - Lead WCSD Safety Committee meetings
 - Coordinate building safety drills across the district in accordance to WI state law
 - Secure and manage funding for safety initiatives
 - Update and implement the WCSD Safety Plan
 - Provide safety trainings and materials for staff, students, and families
 - Advise on instruction, legal issues, emergency planning, and hazard prevention



WCSD Safety Committee

- Meets twice monthly
- Representative from each school building
 - Safety policies
 - Safety audits
 - Safety procedures



Blackburn



Brown



Carter



Cramer



Dye



Franz



Grabarski



Jondle



Kaminski



Laufenberg



Lensert



Loken



Lybeck



Summers



Sydow



Weber



Weihert



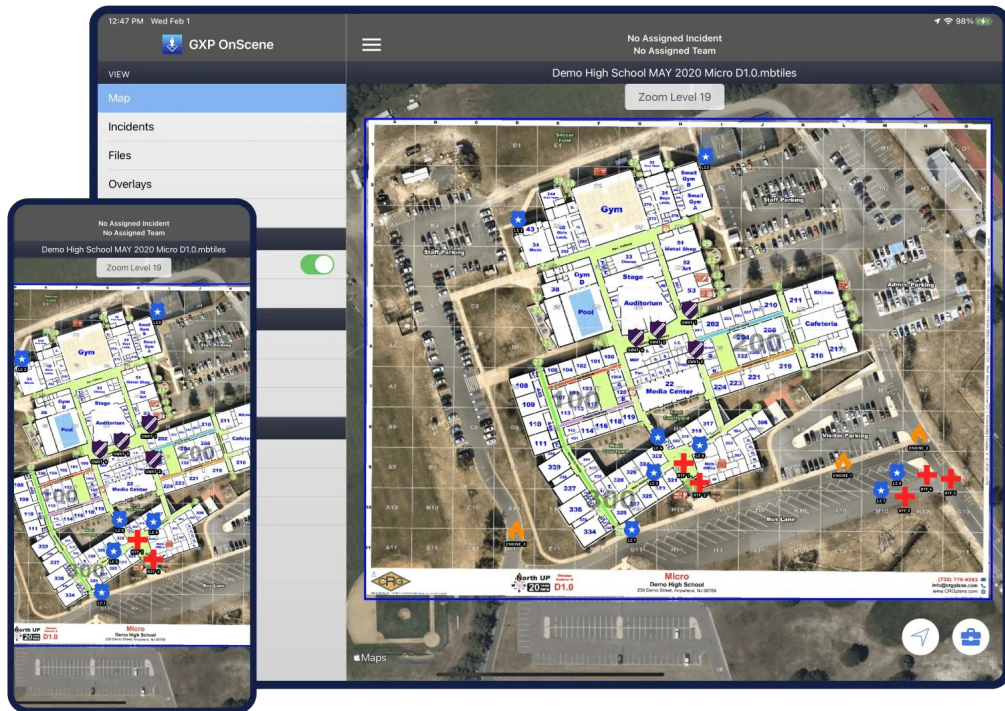
Zibell



Digital Mapping Grant - Critical Response Group

Completed in the Spring of 2025

- Wisconsin Act 109 Digital Mapping of School Buildings grant, managed by the Wisconsin Department of Justice (DOJ) through its Office of School Safety.
- The grant supports schools in creating critical incident mapping data—digital floor plans accessible to emergency responders via mobile devices during emergencies.
- These resources are now being utilized by our community partners.



Emergency Response & Reunification Protocols

- Standard Response Protocol “SRP”
 - A uniform, simple, and easily implemented crisis response plan.
 - 2024-25 was the first full school year of SRP
 - July 15-17 “I Love You Guys” foundation will be holding an in-person training at WCHS
- Standard Reunification Method “SRM”
 - A structured process designed to safely and efficiently reunite students with their parents or guardians after a school emergency or crisis.
 - Partnering with neighboring school district
 - Memorandum of Understand (MOU) with several local businesses



Emergency Safety Drills

- Safety drills are conducted monthly (WI §118.07)
- Community safety partners are invited
- Families are informed of upcoming safety drills the week prior to any drill
- Staff Feedback is gathered after each safety drill
- Feedback is shared with the Safety Committee

IN AN EMERGENCY TAKE ACTION



HOLD! In your room or area. Clear the halls.

STUDENTS

Clear the hallways and remain in room or area until the "All Clear" is announced
Do business as usual

ADULTS

Close and lock the door
Account for students and adults
Do business as usual



SECURE! Get inside. Lock outside doors.

STUDENTS

Return to inside of building
Do business as usual

ADULTS

Bring everyone indoors
Lock outside doors
Increase situational awareness
Account for students and adults
Do business as usual



LOCKDOWN! Locks, lights, out of sight.

STUDENTS

Move away from sight
Maintain silence
Do not open the door

ADULTS

Recover students from hallway if possible
Lock the classroom door
Turn out the lights
Move away from sight
Maintain silence
Do not open the door
Prepare to evade or defend



EVACUATE! (A location may be specified)

STUDENTS

Leave stuff behind if required to
If possible, bring your phone
Follow instructions

ADULTS

Lead students to Evacuation location
Account for students and adults
Notify if missing, extra or injured students or adults



SHELTER! Hazard and safety strategy.

STUDENTS

Use appropriate safety strategy for the hazard

Hazard

Tornado
Husmat
Earthquake
Tsunami

Safety Strategy

Evacuate to shelter area
Seal the room
Drop, cover and hold
Get to high ground

ADULTS

Lead safety strategy
Account for students and adults
Notify if missing, extra or injured students or adults

© Copyright 2020-2021. All Rights Reserved. The "I Love U Can" Foundation. Cordell, CO. The Standard Response Protocol and logo are trademarks of The "I Love U Can" Foundation and may be registered in various jurisdictions. The material may be duplicated for distribution per "SOP" Terms of Use: "SOP" 10/2020/2021/1 Issue_FINAL V 4.0 (Revised: 04/21/2021) | <http://www.igycan.org>



Building Safety Assessments

- Building assessments will be conducted district wide by the end of 2025.
- Assessments will be conducted by a third party
 - Dept. of Homeland Security - CISA
 - Security Assessment at First Entry (SAFE)
 - Designed to evaluate a building's current security status and identify options to mitigate relevant threats.



School Violence Prevention Program (SVPP)

- COPS (Community Oriented Policing Services) Grant
 - Submitted June 2025
 - Updated security cameras
 - Automated security gates
 - Customized SRP/SRM training videos (English/Spanish)
 - Full scale active threat exercise
 - Project manager position



Safety Resources

- WCSD Safety and Security Website
 - Standard Response Protocol (SRP)
 - Reporting school safety concerns
 - Speak Up Speak Out (also a Quicklink)
 - Visitor Aware
 - Visitor & volunteer procedures




The screenshot shows the WCSD website with navigation tabs: ABOUT US, DEPARTMENTS, FAMILIES, COMMUNITY, BOARD OF EDUCATION, and ARTS/ATHLETICS/ACTIVITIES. The FAMILIES dropdown menu is open, listing: Donations & Fundraising/Classcommunity, Handbooks, Health Services, Safety and Security, School Closings/Weather, School Fees, School Supply Lists, Student Financial Assistance, Summer School, and Volunteer. Below the menu is a large photo of a group of students in front of a purple wall with the text 'Performing A'.



The sign has a blue background with the text 'VISITORS & VOLUNTEERS' in white. Below this is a large white box with the text 'WELCOME!' in bold. The text below 'WELCOME!' reads: 'As our guest, you are required to provide your drivers license or state issued ID when entering our school. Please make your ID available upon check in.' Below this is another line of text: 'These protocols have been implemented to better provide security for our students and staff through Visitor Aware.' At the bottom, it says 'Thank you for your understanding.' and includes a photo of a student's driver's license. The bottom of the sign features the 'Visitor Aware' logo and the website 'www.orgaware.com/visitor-aware'.



“Leveling Up” Safety Across All Schools

-  Goal: Create safe, secure environments because this is where students learn best
-  Focus: Enhance physical and emotional safety in all learning spaces.
-  Action: Ensure each school building receives a minimum of one safety enhancement.
 - Clock, bell, and PA system
 - Enhancing building access control for greater security
 - Improving student transportation through new safety tools and technology (Tyler Technologies and MyRide K-12 App)

“Committed to Children...Committed to Community...Committed to Excellence”.



Questions?

- Dustin Lybeck
 - Email: dustinlybeck@waunakee.k12.wi.us
 - Phone: 608-849-2000 Ext 8299





WAUNAKEE
COMMUNITY SCHOOL DISTRICT