



Nome Elementary School Board Report

February 5, 2025

To: NPS Board

From: Michelle Carton, NES Principal

Subject: January Board Report

NES Data:

Current Enrollment (down overall): 3 new students, 291 total

- Kinder: 52
- 1st grade: 34
- 2nd grade: 42
- 3rd grade: 68
- 4th grade: 52
- 5th grade: 43

Attendance: (attendance % data trending up for December **and** January in yellow. Trending up **from** Nov to January, overall, highlight orange)

• Kinder November: 82.66%	Kinder December: 82.38%	Kinder January:86.74%
• 1st grade November: 84.48%	1st grade December: 89.4%	1st grade January:85.07%
• 2nd grade November: 86.83%	2nd grade December: 89.85%	2nd grade January:88.45%
• 3rd grade November: 86.66%	3rd grade December: 87.17%	3rd grade January:89.13%
• 4th grade November: 83.56%	4th grade December: 91.44%	4th grade January:86.47%
• 5th grade November: 82.21%	5th grade December: 81.32%	5th grade January:87.53%


NES Past Events January/February:

NES Spelling Bee January 27th

- 23 total student participants
- Spelling Bee Winner, Hazel Rhodes (3rd grade), Runner Up, Lucas Huls (4th grade), 5th grade overall, Dani Grimmer



- **Fairbanks Children's Museum:** Rotating 30 minute hands-on sessions with children's museum curators/educators.
- **Nome Rotarian Dictionary 3rd grade gift:** Guests came and did interactive activities to teach 3rd grade students all the cool things in a dictionary, then gifted one to each 3rd grade student.



NES Upcoming Events:

- **Iron Dog & Alaska Safe Riders Snowmachine Safety Assembly**, February 18: 8:00 AM
- **Battle of the Books Competition**, February 25-26: 2:40 PM in the commons
- **Saturday Little Dribblers Games**: Student Council selling popcorn, baked goods, and NES promotional gear at the Saturday games at NES. Proceeds support sending a science fair winner to state.

Academics:

- **Results of MOY MAP scores**: These will be shared in the March board report. We are still doing MAP make up testing and a lack of subs has led to building coverage needs by admin
- **Results of DIBELS scores** (below, followed by trends)

Beginning of the Year:

Population ▴	Measure		Well below ▴	Below ▴	At ▴	Above ▴	Students ▴
Grade K	Composite Score	BOY	65%	19%	8%	8%	<u>49</u>
Grade 1	Composite Score	BOY	38%	29%	12%	21%	<u>34</u>
Grade 2	Composite Score	BOY	33%	19%	34%	14%	<u>43</u>
Grade 3	Composite Score	BOY	40%	20%	20%	20%	<u>65</u>
Grade 4	Composite Score	BOY	27%	21%	42%	10%	<u>52</u>
Grade 5	Composite Score	BOY	42%	30%	23%	5%	<u>40</u>

Middle of the Year:

Population ▾	Measure		Well below ▾	Below ▾	At ▾	Above ▾	Students ▾
Grade K	Composite Score	MOY	45%	23%	19%	13%	<u>47</u>
Grade 1	Composite Score	MOY	18%	24%	27%	31%	<u>33</u>
Grade 2	Composite Score	MOY	29%	10%	39%	22%	<u>41</u>
Grade 3	Composite Score	MOY	40%	15%	31%	14%	<u>65</u>
Grade 4	Composite Score	MOY	27%	19%	25%	29%	<u>48</u>
Grade 5	Composite Score	MOY	57%	5%	30%	8%	<u>40</u>

❖ **Trend:**

- Kindergarten - 16% increase in at or above grade level (interventions are successful)
 - First - Almost doubled the at or above grade level percents (33% to 58%)
 - Second - Increase at or above grade level percents (48% to 61%)
 - Third - 18% increase of at or above grade level percents
 - Fourth - 19% increase of above grade level percents
 - Fifth - 10% increase of at or above grade level percents
- ❖ We know that as the year progresses, the overall DIBELS scores continue to increase also. We are seeing make-up growth alongside grade-level growth.

Instructional Highlights:


- Cultural classes learning about Inupiaq whaling traditions
- Kindergarten students create books and share with 5th grade buddies. High engagement and pride.



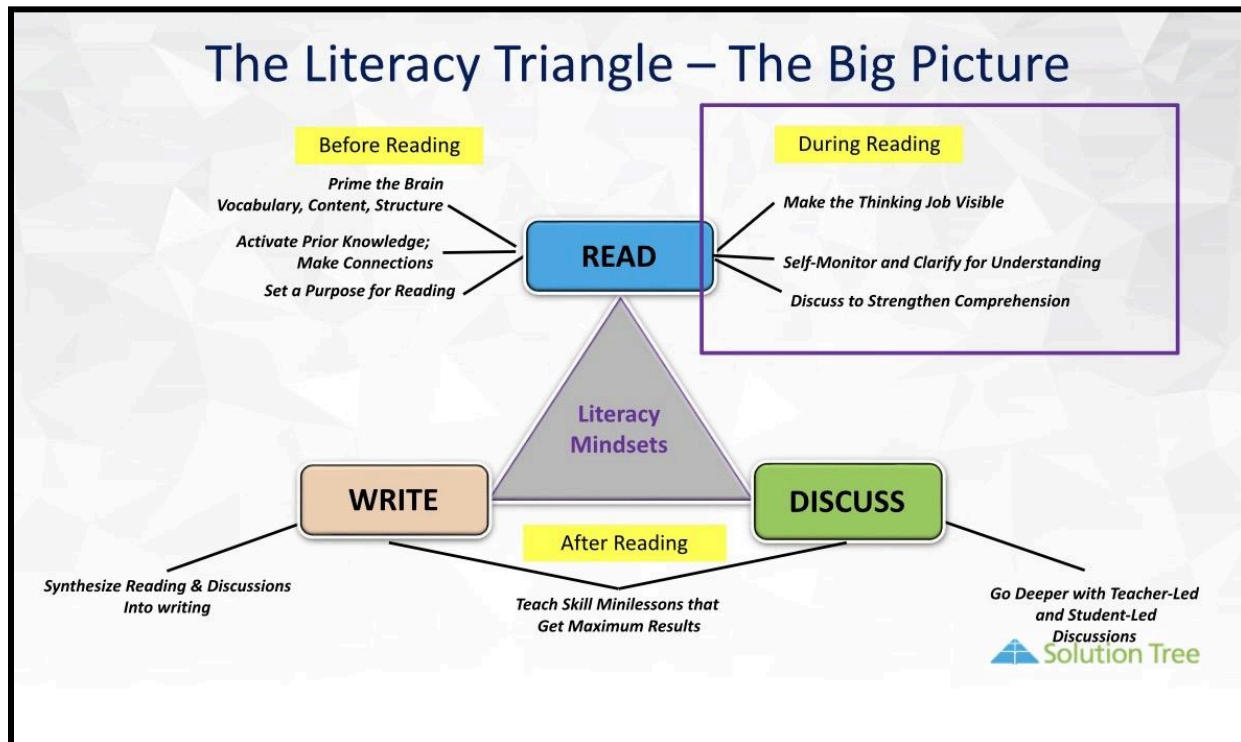
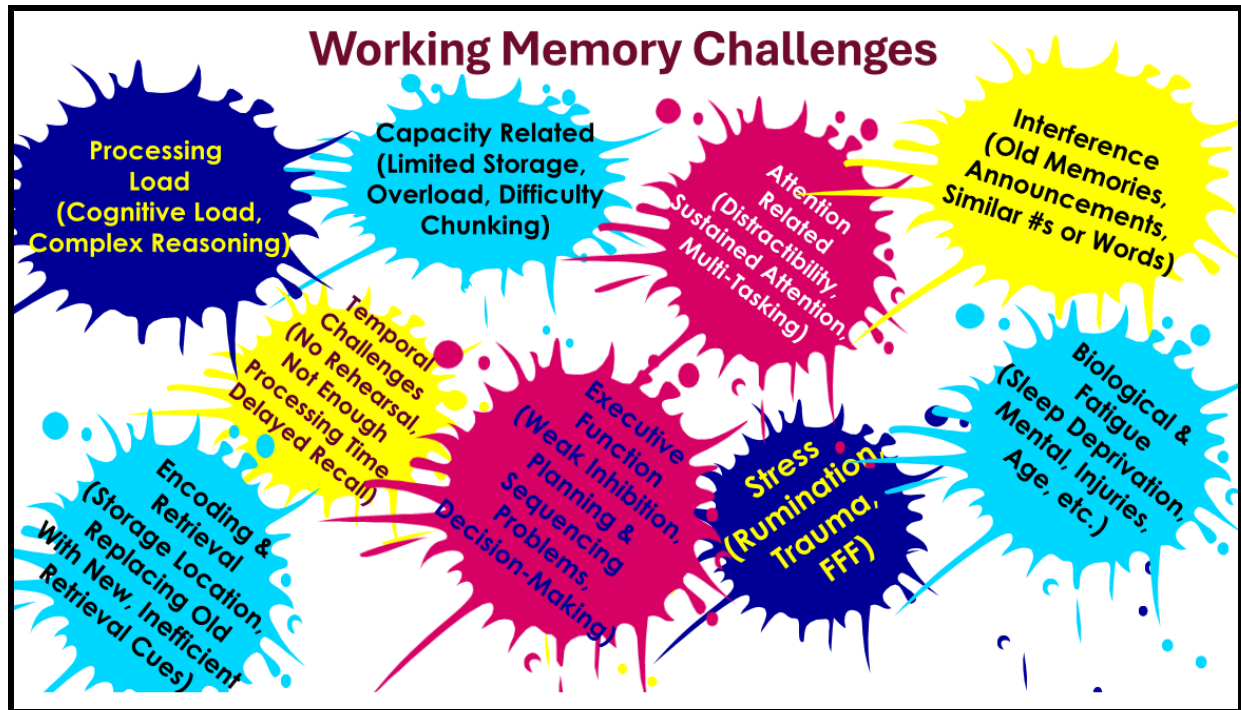
- Classroom teacher observations have indicated high level of engagement by students in the areas of math and ELA

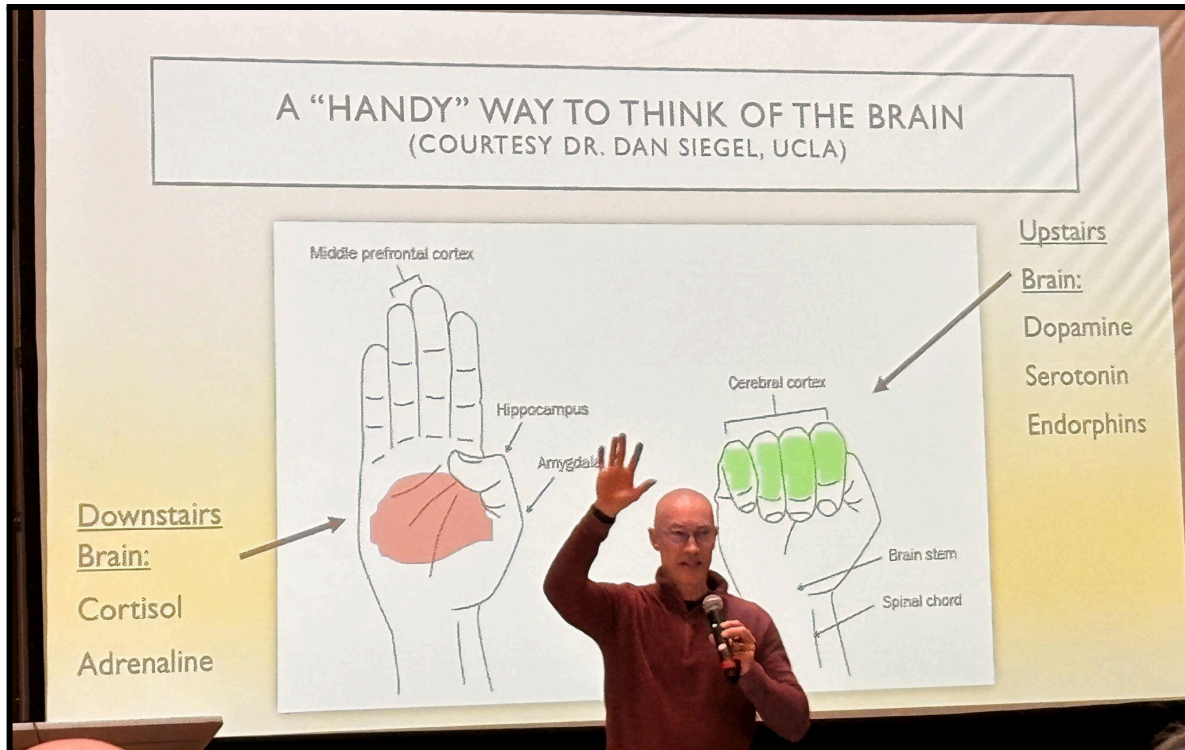


- Teachers have been utilizing SEL curriculum from January 6th inservice. Product used for High Table exhibition (Mrs. Erikson's 3rd grade)



- Teachers have been implementing strategies from trauma informed practices session at January 6th inservice.
- Carton attended instructional webinars (5 total) and in person conference sessions (5 total) on the following: supporting students with working memory challenges, impact of trauma on student learning, understanding brain science in delivering trauma informed instruction, supporting teachers greatest needs, impact of attendance on instruction in Alaska, integrating AI into education for individualized instruction, to name a few. Input and learning from these guide current research based coaching with staff, drives topics for future inservices, provides reference in leadership team meetings and gives consideration for SIP progress and possibilities (shared out for March board meeting).
- See pictures below for little highlights of learning.





Leadership Team Focus:

- Analyzing potential revision changes to student handbook to meet cultural, trauma informed, best practices, and needs of the stakeholders. This process will take roughly 3-4 weeks to complete.
- Leadership team will discuss progress towards SIP during February leadership team meeting and will be reported to the board in the next report.

NES Needs:

- Substitute teachers. We are wearing out our teachers and stretching our capacities.
- Ways to sprinkle some appreciation for teachers: food, notes, etc.