



UNITED INDEPENDENT SCHOOL DISTRICT INFORMATIONAL ITEM

TOPIC Presentation by United ISD and Communities in Schools – Working Together for Student Success

SUBMITTED BY Rosaura Rodriguez OF: CIS

APPROVED FOR TRANSMITTAL TO SCHOOL BOARD: _____

DATE ASSIGNED FOR BOARD CONSIDERATION: May 21, 2014

See Attached Presentation

United Independent School District

and

Communities in Schools Laredo


Working Together for Student Success



at&t



FDIC MEMBER/FEDERAL RESERVE BANK



Communities
In Schools

Laredo

1990 - 2014



H-E-B TOURNAMENT
OF CHAMPIONS



2114 E. Saunders | Laredo, TX 78040 |

office: 956-791-2199 | Fax: 956-725-1022 | www.cislaredo.org



Texas Education Agency {TEC Code §33.151-159}

Communities In Schools of Texas

Communities In Schools of Laredo is 1 of 27 State funded CIS Programs across the State of Texas. It is also one of the few dropout prevention programs that is funded by the Texas Legislature through the Texas Education Agency. {TEA authorized in 1989-1990}

Communities in Schools is a best practice dropout prevention program that helps at-risk students to successfully learn, stay in school and prepare for life by providing case managed services through coordinated community resources.

Mission:

Communities in Schools of Laredo surrounds students with a community of support, empowering them to stay in school and achieve in life.

Students Served

National ——— 27 States and District of
Columbia(1.2 million)

Texas ——— 27 Programs (84,000)

Laredo ——— 21 School Sites (3,002)

→ Counties Served 3

- Webb County
- Jim Hogg County
- Zapata County

→ Districts Served 5

- Laredo ISD (11)
- United ISD (5)
- Zapata ISD (1)
- Hebronville ISD (2)
- Gateway Academy (2)

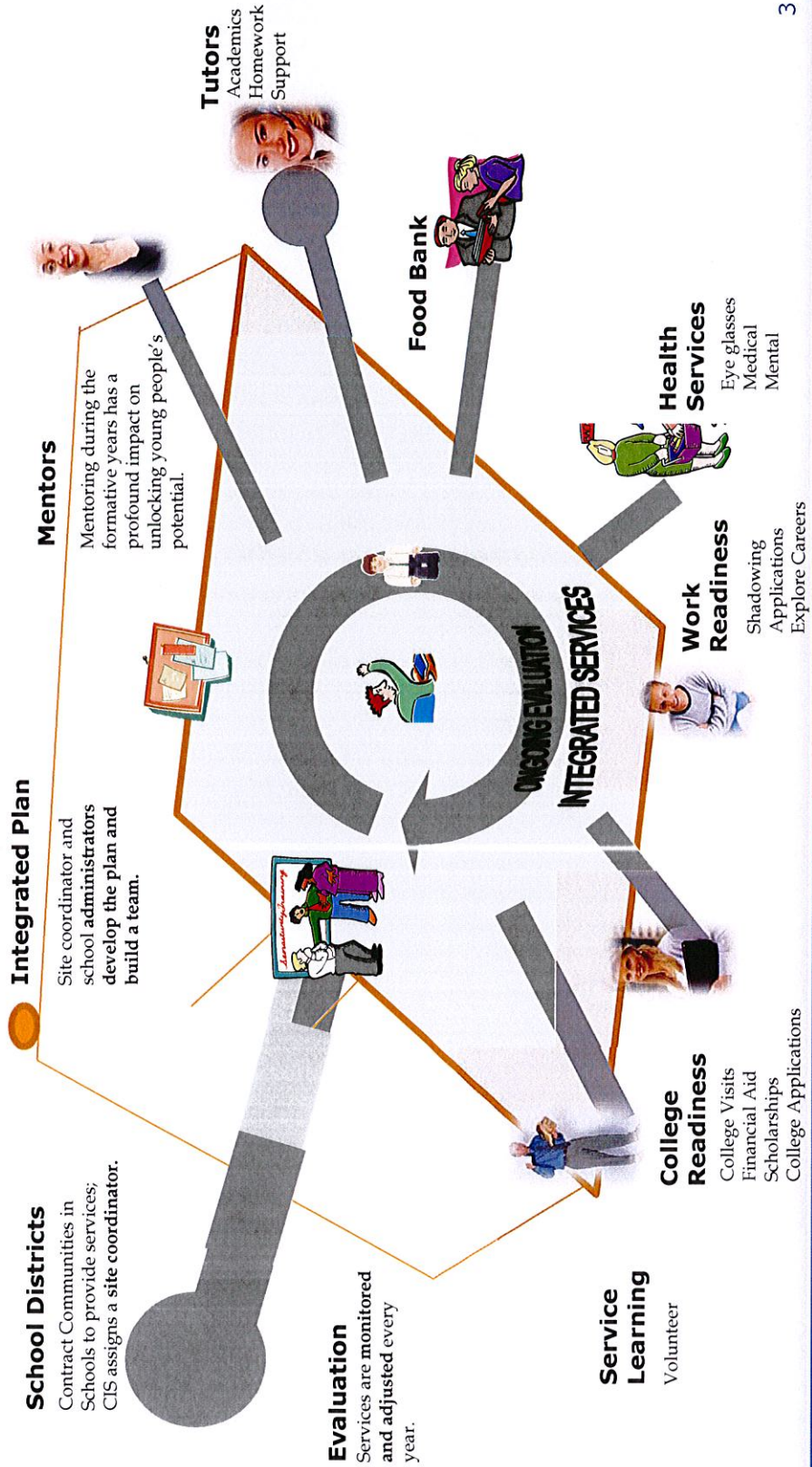
→ Schools Served 18 (2012-2013)

→ Schools Served 21 (2013-2014)

Communities in Schools Model

What We Do

Communities In Schools works within the public school system, determining student needs and establishing relationships with local businesses, social service agencies, health care providers, and parent volunteer organizations to provide needed resources.



We build a community of support for children by embedding resources they need within their school.



Communities in Schools of Laredo, Inc. Program Fact Sheet 20012-2013

Who We Serve

Total number of campuses served 18
 Total number of case managed student served 2,249

Female 1,192
 Male 1,557
 Hispanic 2,241
 African American 1
 White, not of Hispanic origin 5
 Asian/Pacific Islander 1
 Native American 1

Total number of case managed students eligible for the Free or Reduced Lunch Program 2,020
 Total number of case managed students eligible for Temporary Assistance for Needy Families 2,092
 Total number of Temporary Assistance for Needy Families recipients 159
 Total number of parents and family members who receive CIS services 1,727
 Total number of CIS students who are Gifted/Talented 294
 Total number of CIS students who have been in Alternative Education Program 103
 Total number of CIS students who are ESL/LEP 784
 Total number of CIS students who are homeless 23
 Total number of CIS students who have an incarcerated parent 28
 Total number of CIS students who have been to JJAEP 4
 Total number of CIS migrant families 15
 Total number of CIS military families 1
 Total number of CIS physical disability students 14
 Total number of CIS students who are pregnant or parenting 147
 Total number of CIS students who are in special Education 216

Who We Are

Total number of Board Members who served on local CIS Board of Directors	22
Total number of paid CIS staff employed by local program	23

How We Are Funded

Total State Allocation	\$515,240
Total Local Program Allocation	
Schools Districts	\$ 271,625
Commerce Bank	\$75,842
United Way	\$45,000
Golf Tournament	\$19,219
Other	\$62,799

What We Provide

Total number of services provided to case managed students	61,718
Total number of services hours provided to case managed students	34,585
Average number of services provided per case managed students	27

What is Our Impact

Percent of students who stayed in school	97%
Percent of students who graduated in May 2013	91%
Percent of students who graduated in August 2013	93%
Percent of students promoted to next grade	93%
Percent of students targeted for academics who improved	93%
Percent of students targeted for attendance who improved	88%
Percent of students targeted for behavior who improved	98%
Percent of students targeted for social services who improved	100%

Leveraged Resources (Donations/Community Advocates for Ed., Organizations, Businesses, Private Donors, Grants)

Total Number of Vouchers provided to case managed students	116
Total \$ Amount of Eye Exams provided to case managed students	\$11,600
Total \$ Amount of Eye Glasses provided to case managed students	\$17,400
Total Number of Food Baskets provided to case managed students	43
Total \$ Amount of Enrichment Funding provided to case managed students	\$ 15,462

Includes: Uniforms, Food Baskets, Personal Hygiene, School Supplies, Transportation, Shoes, Backpacks, Cap and Goggles

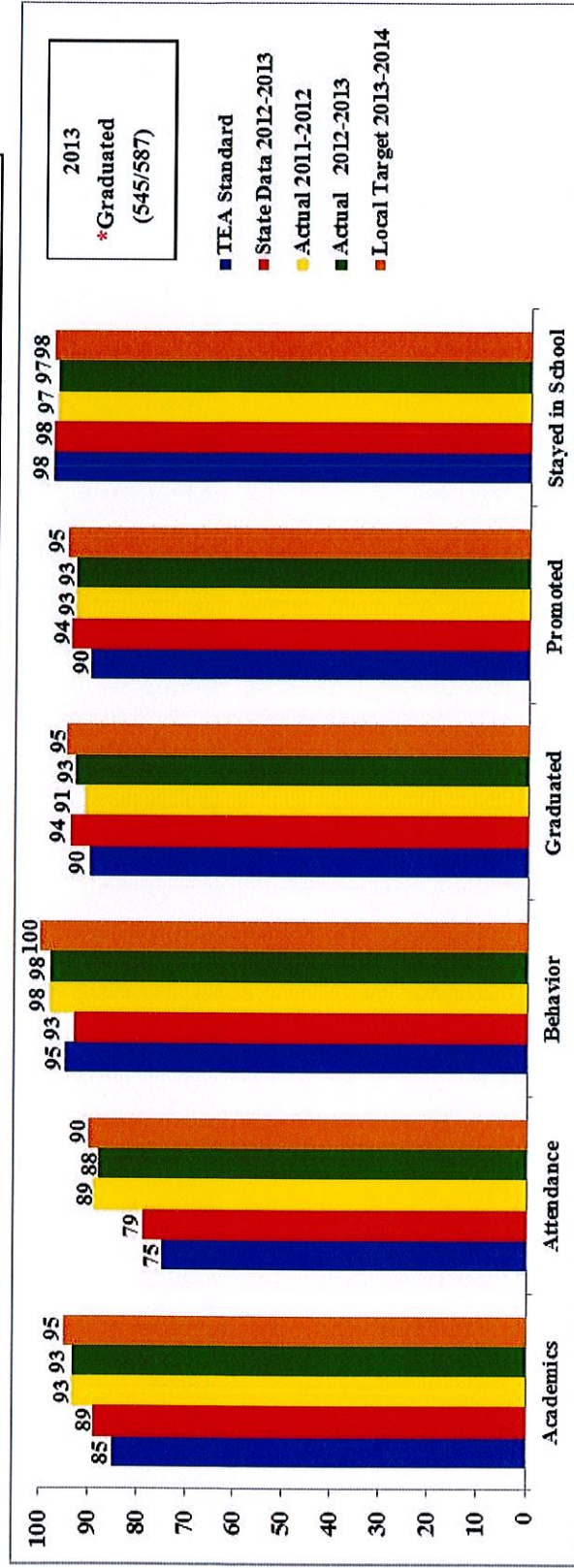
Total Number of in partnership CIS/LU/LAC Scholarships provided to case managed students	59
Total \$ Amount of in partnership CIS/LU/LAC Scholarships provided to case managed students	\$29,500
Total Number of Scholarships in Escrow provided to case managed students	53
Total \$ Amount of Scholarships in Escrow provided to Class of 2013	\$59,970
Total Number of IBC/A.R. Sanchez Sr. Memorial Scholarships provided to case managed students	1
Total \$ Amount of IBC/A.R. Sanchez Sr. Memorial Scholarships provided to case managed students	\$1,000
Total Number of Hilltop Farms Scholarship provided to case managed students	5
Total \$ Amount of Hilltop Farms Scholarship provided to case managed students	750
Total Number of GEO Group Scholarships provided to case managed students	1
Total \$ Amount of GEO Group Scholarships provided to case managed students	\$1,000
Total \$ Amount provided to CIS-UISD through partnership donations	\$36,840

Total \$ Amount of Leveraged Resources **\$173,522**



Communities in Schools Laredo, Inc. 2011-2012 and 2013-2014 At-A-Glance

	TEA Standard	State Data 2012-2013	Actual 2011-2012	Actual 2012-2013	Local Target 2013-2014	Projected Target 2014-2015
Academics	85	89	93	93	95	
Attendance	75	79	89	88	90	
Behavior	95	93	98	98	100	
Graduated	90	94	91	93	95	
Promoted	90	94	93	93	95	
Stayed in School	98	98	97	97	98	
Students Served	1,928		2,192	2,126 (+198)	3,004 (TEA Standard)	3,300



Source: Texas Education Agency, 2011-2012, 2012-2013

Scholarship Program

Goal: Increase the number of students pursuing a higher level of education

Fifteen years ago, Communities In Schools of Laredo Board of Directors partnered with LULAC Council #624 and LULAC Council #7.

Each partner provided a financial contribution to the LULAC National Office which was then matched and redistributed equitably among the partners and awarded to the students.

Scholarship monies awarded total: \$979,000.00





U.I.S.D. CAMPUSES 2013-2014

- ❖ Los Obispos Middle School (145 case managed students)
- ❖ Alexander High School (145 case managed students)
- ❖ Lyndon G. Johnson High School (2) (290 case managed students)
- ❖ United High School 9th Grade (145 case managed students)
- ❖ United High School (160 case managed students)
- ❖ United South High School (145 case managed students)

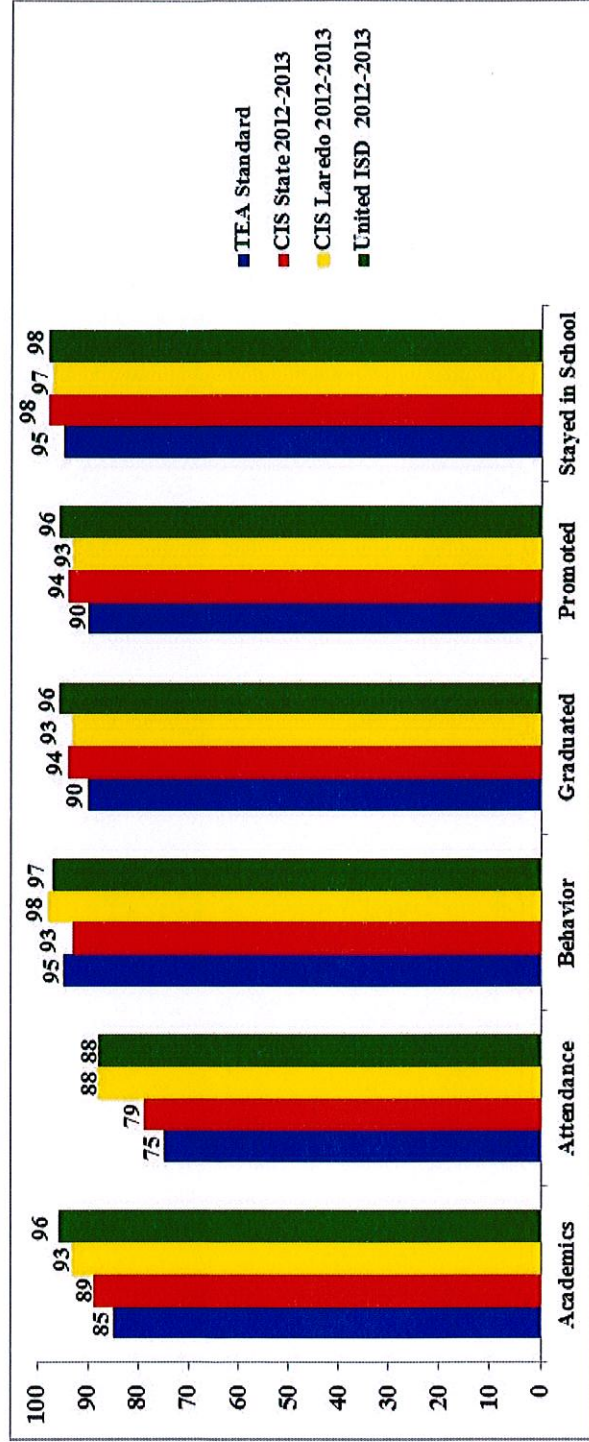
6 Campuses Total

1,030 Case Managed Students



United Independent School District At-A-Glance 2012 - 2013

	TEA Standard	CIS State 2012-2013	CIS Laredo 2012-2013	United ISD 2012-2013	Local Target 2013-2014	Projected Target 2014-2015
Academics	85	89	93	96	95	
Attendance	75	79	88	88	90	
Behavior	95	93	98	97	100	
Graduated	90	94	93	96	95	
Promoted	90	94	93	96	95	
Stayed in School	95	98	97	98	98	
Students Served	1,928		2,249	1,030	3,004 <small>(TEA Standard)</small>	3,300



Source: Texas Education Agency; 2012-2013

U.I.S.D. Leveraged Resources

(Donations/Community Advocates for Ed., Organizations, Businesses, Private Donors, Grants)

2012-2013

Total Number of Vouchers provided to case managed students.....	60
Total \$ Amount of Eye Exams provided to case managed students.....	\$6,000
Total \$ Amount of Eye Glasses provided to case managed students	\$9,000
Total Number of Food Baskets provided to case managed students	31
Total \$ Amount of Enrichment Funding provided to case managed students	\$2,819
<i>Includes: Uniforms, Food Baskets, Personal Hygiene, School Supplies, Transportation, Shoes, Backpacks, Cap and Gowns</i>	
Total Number of in partnership CIS/LULAC Scholarships provided to case managed students	23
Total \$ Amount of in partnership CIS/LULAC Scholarships provided to case managed students	\$11,500
Total Number of Scholarships in Escrow provided to case managed students	30
Total \$ Amount of Scholarships in Escrow provided to Class of 2013	\$34,630
Total Number of IBC/A.R. Sanchez Sr. Memorial Scholarships provided to case managed students	1
Total \$ Amount of IBC/A.R. Sanchez Sr. Memorial Scholarships provided to case managed students	\$1,000
Total Number of Hilltop Farms Scholarship provided to case managed students	5
Total \$ Amount of Hilltop Farms Scholarship provided to case managed students.....	750
Total Number of GEO Group Scholarships provided to case managed students	1
Total \$ Amount of GEO Group Scholarships provided to case managed students	\$1,000
Total \$ Amount provided to CIS-UISD through partnership donations	\$9,489
Total \$ Amount of Leveraged Resources	\$76,188



1701 North Congress Ave. • Austin, Texas 78701-1494 • 512.463-9734 • 512.463-9838 FAX • www.tea.state.tx.us

February 4, 2014

Rosaura Rodriguez
Communities In Schools Laredo, Inc.
2114 E. Saunders
Laredo, TX 78041

Dear Ms. Rodriguez:

We would like to congratulate you and your program staff on an outstanding achievement of performance. This letter is to provide you with the final performance outcomes for Communities In Schools Laredo Inc. for the 2012 - 2013 contract period that were met, exceeded or not met as reported in the CIS Tracking Management Systems (CISTMS).

The agency wishes to congratulate you and your program staff for outstanding work in exceeding performance targets in case managed students served, behavior, promotion, graduation, retention, academics and attendance. Since programs strive for continuous improvements and established performance targets are raised each year, this is an exceptional accomplishment.

The chart below provides your contracted and actual performance outcomes for the last three years.

Performance target	Contract target		Actual		Contract target		Actual	
	2013	2012	2013	2012	2011	2012	2011	
CMS	1928	2183	2128	2267	2543	2597	2597	
Academics	85%	85%	83%	83%	85%	87%	87%	
Attendance	75%	85%	88%	89%	85%	77%	77%	
Behavior	85%	85%	86%	88%	85%	86%	86%	
Promotion	85%	75%	93%	93%	85%	89%	89%	
Graduation	90%	90%	91%	90%	90%	93%	93%	
Retention	95%	95%	97%	97%	95%	98%	98%	

Again, congratulations for outstanding performance in serving CIS students and their families during the 2012 - 2013 contract term. We appreciate the commitment to ensuring students have an opportunity through CIS to succeed in school.

Sincerely,

Julie Wayman

Julie Wayman
State Director, Communities In Schools of Texas
Texas Education Agency

cc: Larry Dovalina, Board Chair



Communities In School advocates for kids by creating opportunities for students to reach their potential through education!!!



Success is the only option!

