

SAP GOAL AND MEASURES

ACADEMICS

District Growth Areas:

- Ensuring the continued development of curriculum across all content areas fidelity and uniformity across the district
- Support a common assessment system to measure student learning
- Supporting staff to better use assessment data to make instructional decisions and determine the effectiveness of strategies being implemented
- Support universal preschool program

School Growth Areas:

- Rigorous, standards-based curricula exist for all grade levels and content areas. Curricula are aligned with the CCSS and are being implemented with a high degree of fidelity throughout the school.
- Teachers consistently administer assessments throughout the year. Assessments are standards-based and provide real-time data. Teachers embed formative assessments in their daily lessons. The school has strong processes to collect, analyze, and use data to inform interventions.
- All observed lessons are appropriately accessible and challenging. Teachers push students, promoting academic risk-taking. Students are developing the capacity to engage in complex content and pose higher-level questions to the teacher and peers. Teachers promote high expectations.
- Teachers consistently and seamlessly differentiate instruction. Teachers use data and formal/informal strategies to gauge understanding, and

HUMAN CAPITAL

District Growth Areas:

- Recruit highly qualified staff
- Professional Development will be imbedded and driven by staff or demonstrated student need

School Growth Areas:

- 100% of classes are led by deeply passionate and highly effective educators. There are strong systems in place to promote staff efficacy and make staffing decisions driven exclusively by student needs. All staff articulates a common understanding of what effective instruction looks like. Educators relentlessly pursue excellent pedagogy. Instructional leaders have communicated and enforced high expectations school-wide.
- The school consistently offers rich and meaningful PD opportunities that are aligned to student needs and staff growth areas identified through observations. Teachers effectively translate PD strategies into their daily instruction. The school has a process for monitoring and supporting the implementation of PD strategies.
- 0
- 0

OPERATIONS

District Growth Areas:

- Supporting technology with the available funding
- Support the integrated use of technology in all schools
- Support Business Management Services

School Growth Areas:

- All students are visibly engaged, ready to learn, and on task. Students are clearly focused on learning in all classrooms. The lessons appeal to and seem to support all learning styles. Students are actively engaged in the lessons and excited to participate in classroom dialogue and instruction.
- Teachers consistently and seamlessly differentiate instruction. Teachers use data and formal/informal strategies to gauge understanding, and differentiate the learning process accordingly. Tight feedback loop between monitoring efforts and instruction.
- The school and district engage in strategic budgeting. The school and district invest in high-yield, research-based initiatives aligned to student
- 0

CULTURE AND CLIMATE

District Growth Areas:

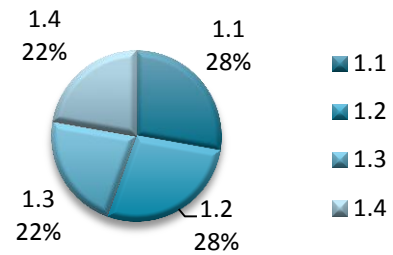
- Support continued integration of PBIS in all schools
- Increase parent involvement and feedback residency issues
- Addressing student/family transiency and illegal residency issues

School Growth Areas:

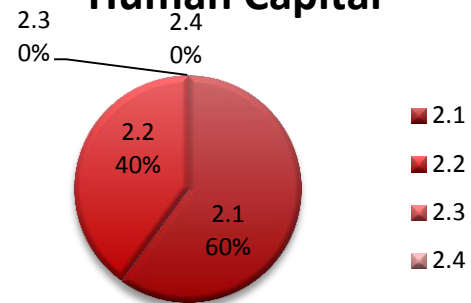
- A school-wide behavior management plan is consistently and effectively implemented. All students behave in a calm, orderly, and respectful manner throughout the school day. Classroom distractions are minimal, and immediately and appropriately addressed. Rewards and consequences are clear and appropriate, and are consistently applied across the school. The suspension/expulsion rate is < 10%.
- The school frequently engages parents/family as partners in student's education. Almost all families participate in school activities. Nearly all educators communicate with families on a regular basis.
- 0
- 0

Monthly Statistics Report

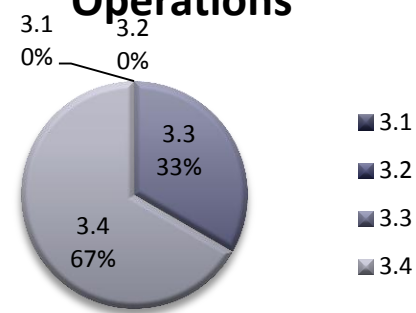
Academics



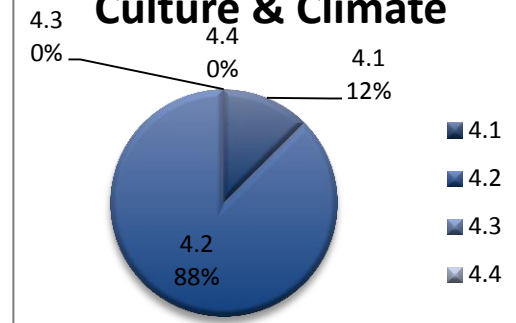
Human Capital



Operations



Culture & Climate



Strategic Plan



Indicator	1.1	1.2	1.3	1.4	Date Completed	Academics
Academics	✓	✓	✓	✓	4/23/2015	Attended NEASC Conference in North Haven
	✓	✓	✓	✓	4/21/2015	SEED and PD Committee District Wide Meeting
	✓	✓			4/29/2015	SBAC Testing Window
		✓	✓	✓	4/29/2015	Meeting with Dr. Wasta to discuss Date Teams
	✓				5/14/2015	Junior Parent Night
	✓	✓	✓	✓	5/14/2015	Quarter 3 Honors Ice Cream Social

Indicator	2.1	2.2	2.3	2.4	Date Completed	Human Capital
Human Capital	✓				4/20/2015	Assistant Principal Interviews
	✓				4/27/2015	Hired Rachael Artaiz as Assistant Principal of Derby High School
	✓					Hired Student Teacher/Intern for 2015-2016 School Year
		✓			5/14/2015	Generation Ready Ongoing Professional Development Provided to teachers
		✓				SPDG PBIS Professional Development

Indicator	3.1	3.2	3.3	3.4	Date Completed	Operations
Operations				✓	5/5/2015	Lock Down Procedure/ Evacuation Drill in conjunction with Derby Police Department
				✓	5/13/2015	Lock Down Procedure/ Canine Search in conjunction with Derby Police Department
				✓	5/7/2015	NVL Athletic Directors monthly meeting
				✓	5/13/2015	Drive Alive Demonstration in conjunction with John Saccu and Derby Fire Department/Police Department
			✓		5/15/2015	Submitted Perkins Grant 2015-2016
			✓		5/15/2015	Development of IDEA Grant 2015-2016

Indicator	4.1	4.2	4.3	4.4	Date Completed	Culture and Climate
Culture and Climate		✓			4/27/2015	American Red Cross Spring Blood Drive
		✓			4/24/2015	DHS Pink Out
		✓			4/25/2015	Annual Derby vs. Ansonia Breast Cancer Softball Game
		✓			4/22/2015	5 Guys Senior Class Fundraiser
	✓				5/15/2015	SPDG PBIS Video Filming
		✓			5/1/2015	Senior Cap and Gown Assembly
		✓			5/1/2015	Sophomore Class Ring Assembly
		✓			4/29/2015	Hosted United Way High School Volunteer Council