



WAUNAKEE
COMMUNITY SCHOOL DISTRICT

**Curriculum Committee
2024-2025 Assessment Results**

September 24, 2025

Mission, Vision, and Equity Statements

- **Mission Statement:** “Committed to Children...Committed to Community...Committed to Excellence”
- **Vision Statement:** The Waunakee Community School District is a collaborative learning community that works with students, staff, families, and the community to ensure that every student is ready for college and career; through a focus on data, research based best practices, and engagement with students to be active partners in their learning.
- **Equity Statement:** The Waunakee Community School District embraces the differences among our students, staff, and families. We work to provide a safe environment with access to resources, opportunities, and instruction for all students to reach their full potential in the classroom and beyond. We strive to create a culture of dialogue, acceptance, and inclusion. We are committed to engaging all students so that they may thrive academically, socially, and emotionally in an ever-changing multicultural society.



Vision for Teaching & Learning

In order to ensure our commitment to children, the Waunakee Community School District establishes a learning environment that is challenging and attentive to the diverse learning needs of all students. To attain this vision:

- Learning environments will be safe, inclusive, engaging, and inspire students to take initiative for their learning.
- Teaching, learning, and assessment will be student centered and meet individual academic and social-emotional differences and needs.
- Teaching and assessment will reflect evidence-based best practices to achieve high expectations of learning for all.
- Consistent formative and summative assessment practices will provide timely and meaningful feedback to teachers, students, and parents to guide teaching and support learning for all.
- Professional learning community structures and adaptive schools practices will be used to provide equity, access, and growth for all students.




Board of Education Goal #1 - Student Learning, Supports and Experiences

By June 2029, all Waunakee Community School District Schools will significantly exceed expectations on the Wisconsin State Accountability Report Card.

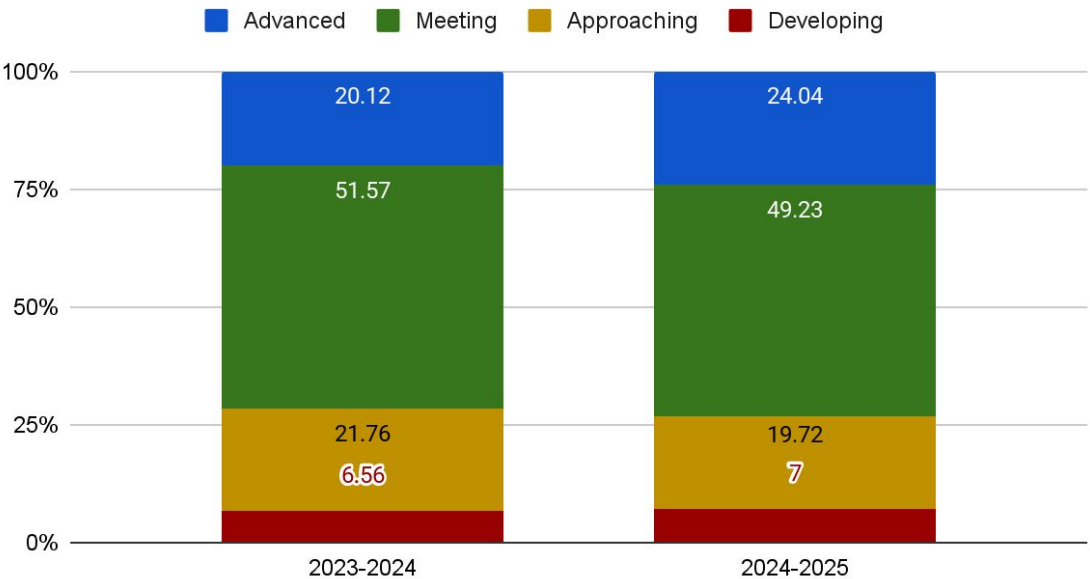


2024-2025 State Assessment Results

- Comparison of 2023-2024 and 2024-2025 results, the first two years with the new DPI cut scores for proficiency levels.
- Percentages are of students tested. Student opt outs are not included in these calculations.
 - This aligns with what results calculate toward the accountability report cards.
 - Opt outs are trending down but are still above the state average.
- The index score is the basis for the achievement priority area score on the accountability report cards.
- Scores from the DLM, an alternative assessment of standards for our students with the most significant disabilities, are also included.
- Scores are for students who attended  for the Full Academic Year (FAY).

District ELA By Grade (3-11 Forward, PreACT, ACT)

ELA Performance Levels



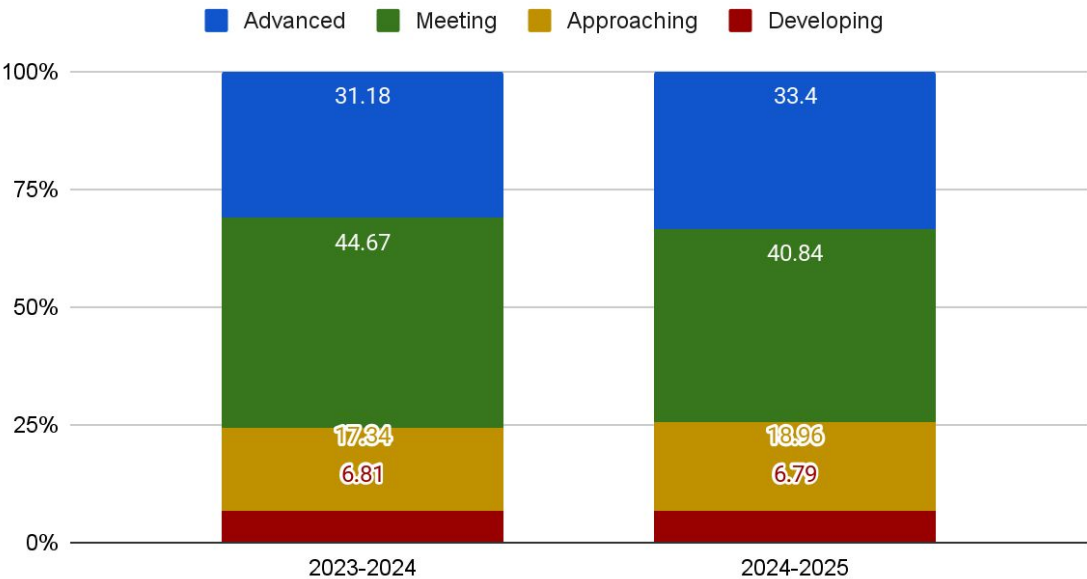
	2023-2024	2024-2025
Meets+Adv	71.7%	73.3%
Index Score	.926	.952

Index score weights approaching at 0.5, meeting at 1, and advanced at 1.5 divided by the total of tested students.



District Mathematics (3-11 Forward, PreACT, ACT)

Mathematics Performance Levels



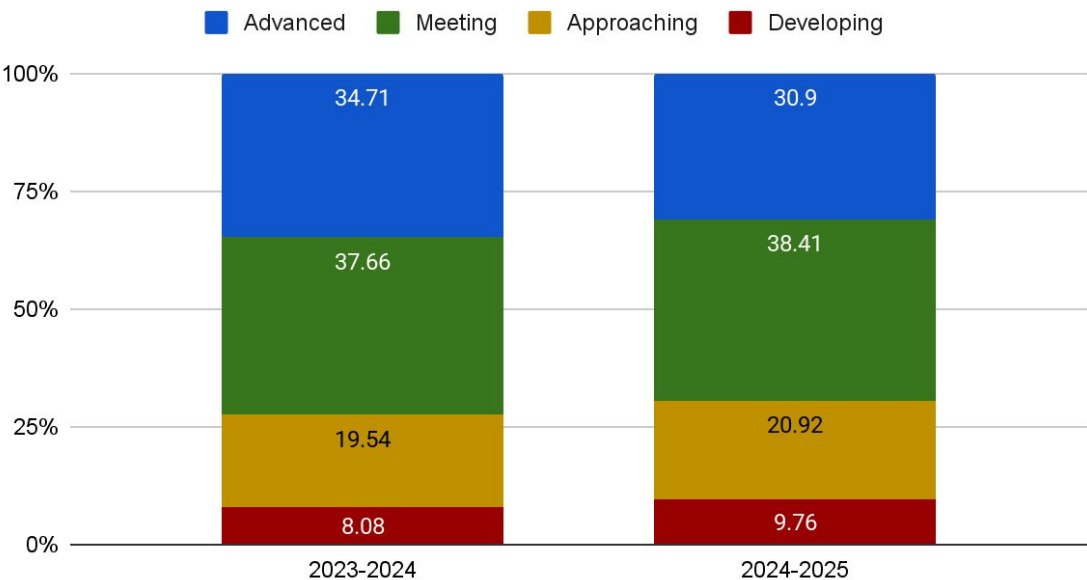
	2023-2024	2024-2025
Meets+Adv	75.9%	74.2%
Index Score	1.001	1.004

Index score weights approaching at 0.5, meeting at 1, and advanced at 1.5 divided by the total of tested students.



District Science (4, 8, 11 Forward, ACT)

Science Performance Levels



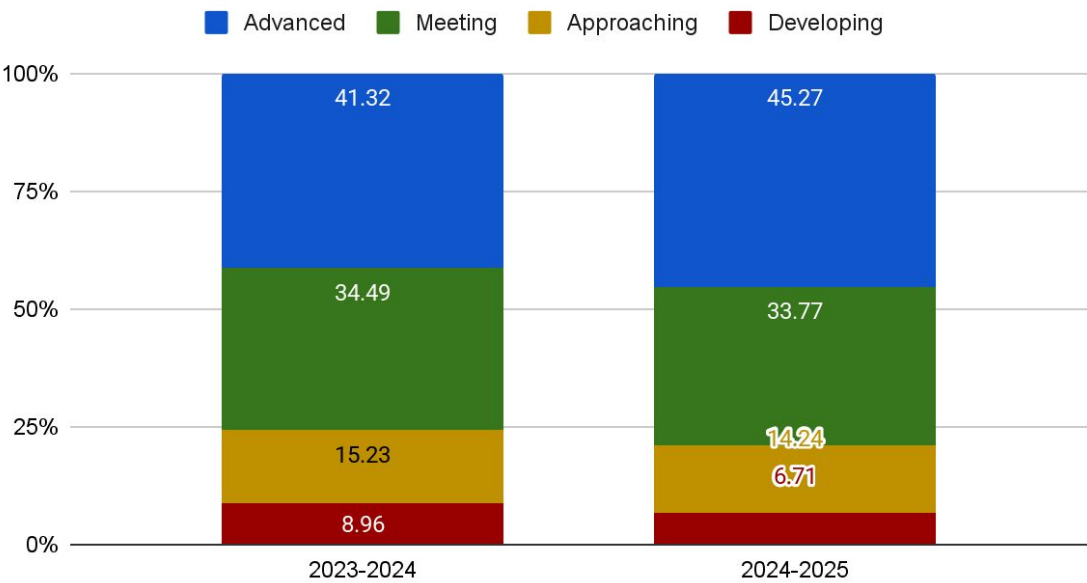
	2023-2024	2024-2025
Meets+Advanced	72.4%	69.3%
Index Score	.995	.952

Index score weights approaching at 0.5, meeting at 1, and advanced at 1.5 divided by the total of tested students.



District Social Studies (4, 8, 10 Forward)

Social Studies Performance Levels



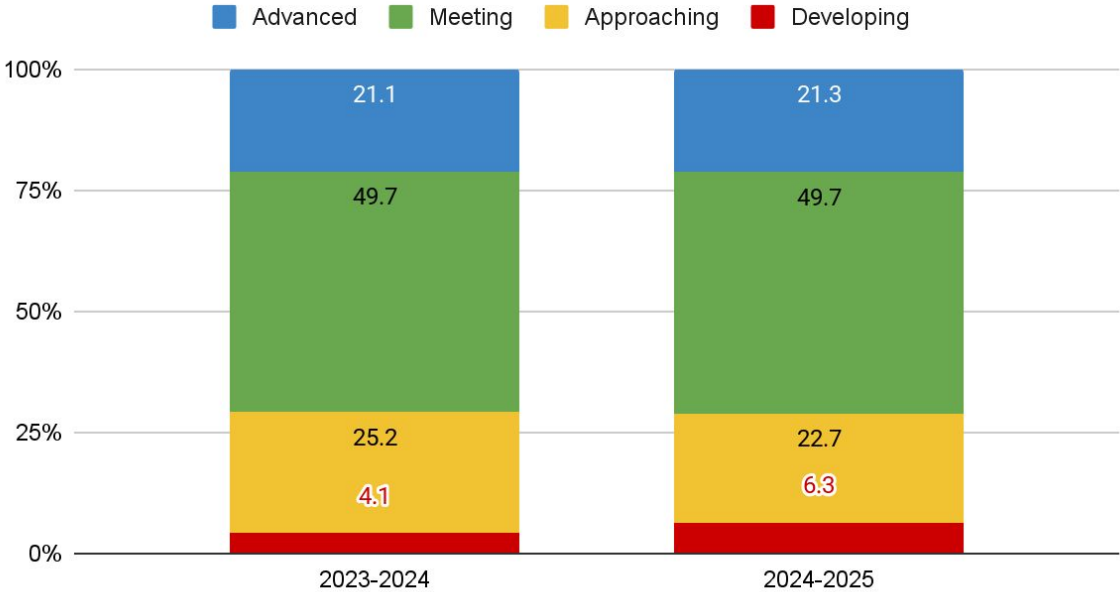
	2023-2024	2024-2025
Meets+Adv	75.8%	79.0%
Index Score	1.041	1.088

Index score weights approaching at 0.5, meeting at 1, and advanced at 1.5 divided by the total of tested students.



3rd Grade ELA (Forward)

3rd Grade ELA



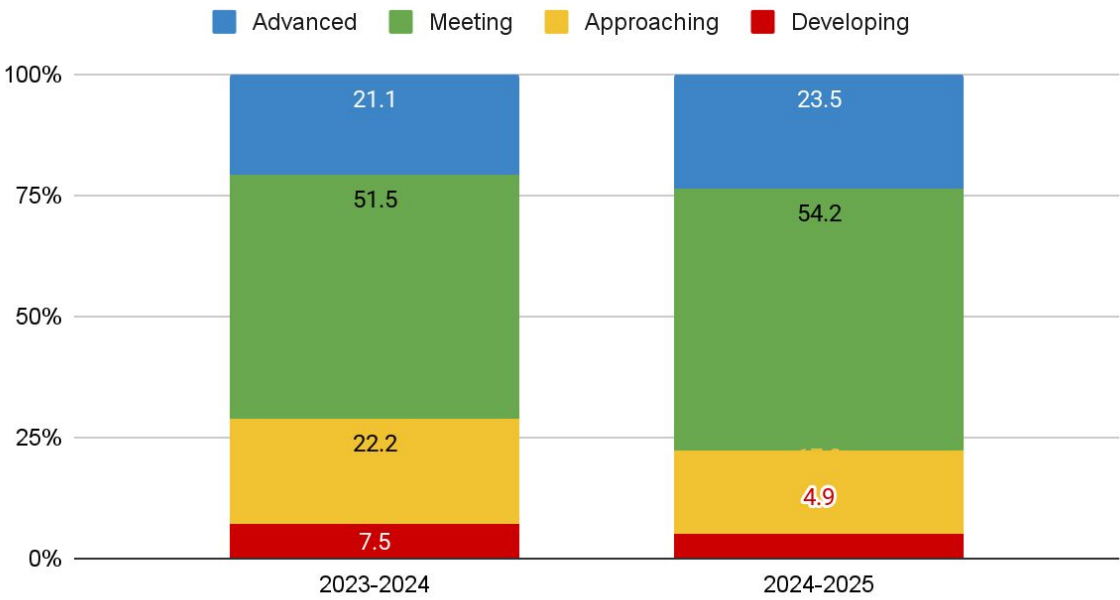
	2023-2024	2024-2025
Meets+Adv	70.7%	71.0%
Index Score	0.939	0.930

Index score weights approaching at 0.5, meeting at 1, and advanced at 1.5 divided by the total of tested students.



4th Grade ELA (Forward)

4th Grade ELA



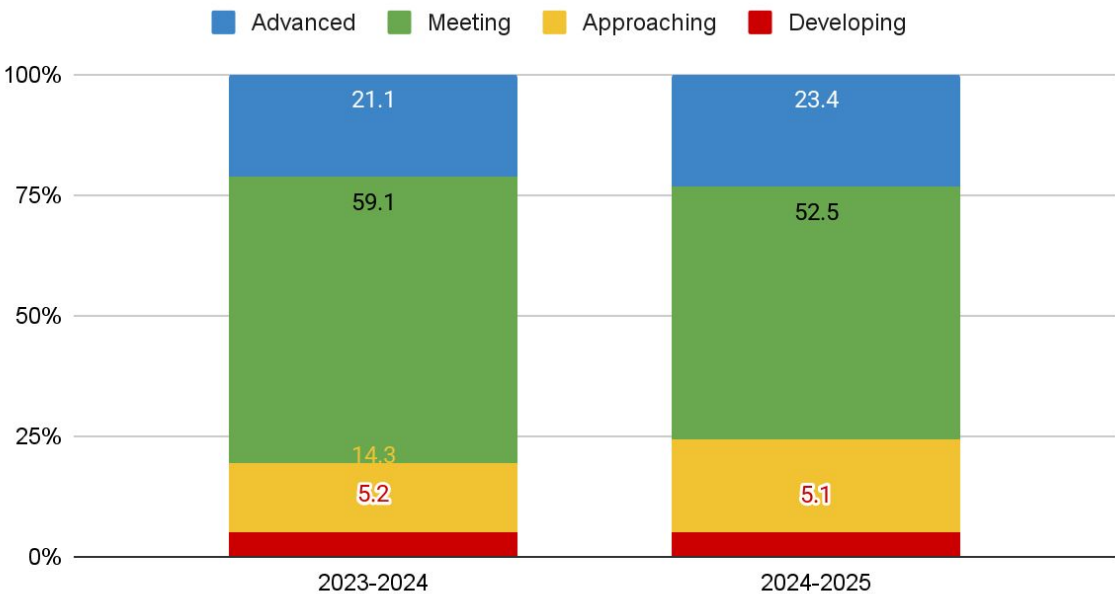
	2023-2024	2024-2025
Meets+Adv	70.0%	77.8%
Index Score	0.906	0.982

Index score weights approaching at 0.5, meeting at 1, and advanced at 1.5 divided by the total of tested students.



5th Grade ELA (Forward)

5th Grade ELA



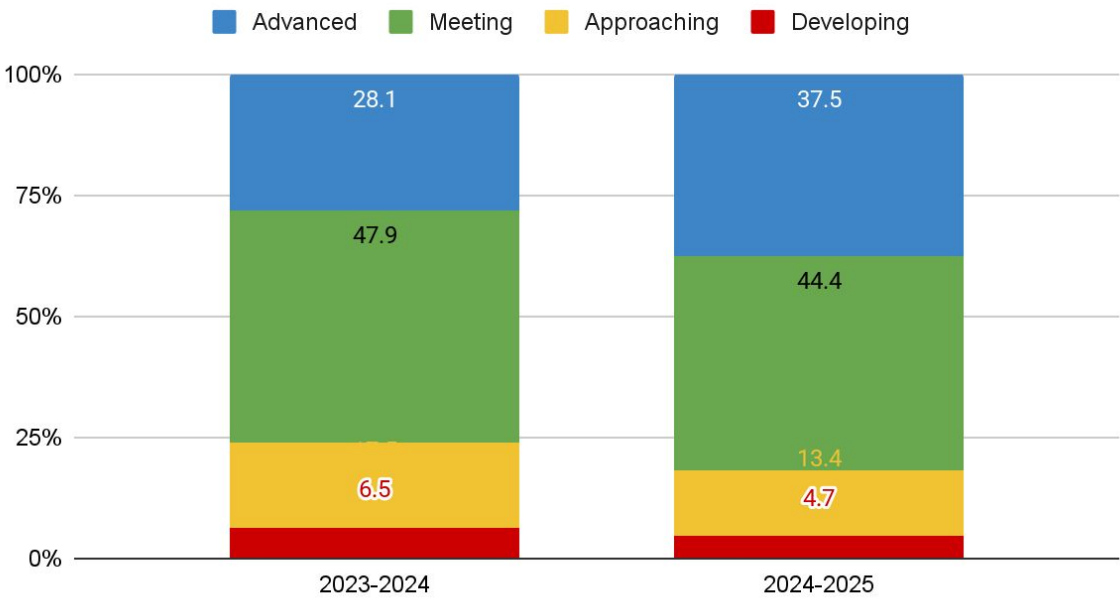
	2023-2024	2024-2025
Meets+Adv	80.5%	75.9%
Index Score	0.984	0.978

Index score weights approaching at 0.5, meeting at 1, and advanced at 1.5 divided by the total of tested students.



6th Grade ELA (Forward)

6th Grade ELA



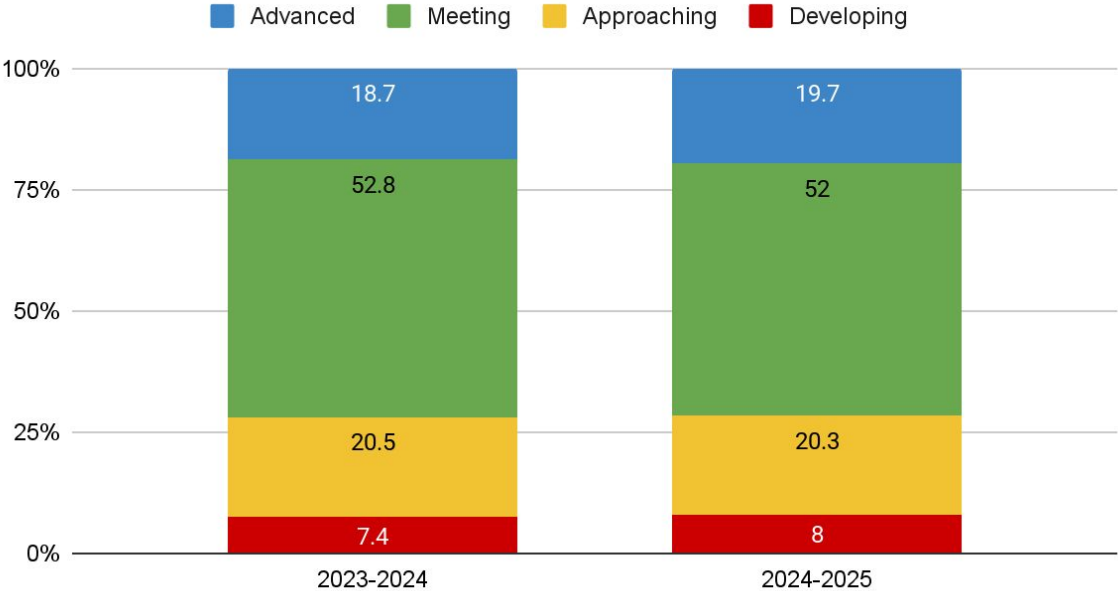
	2023-2024	2024-2025
Meets+Advanced	76.3%	81.9%
Index Score	0.988	1.073

Index score weights approaching at 0.5, meeting at 1, and advanced at 1.5 divided by the total of tested students.



7th Grade ELA (Forward)

7th Grade ELA



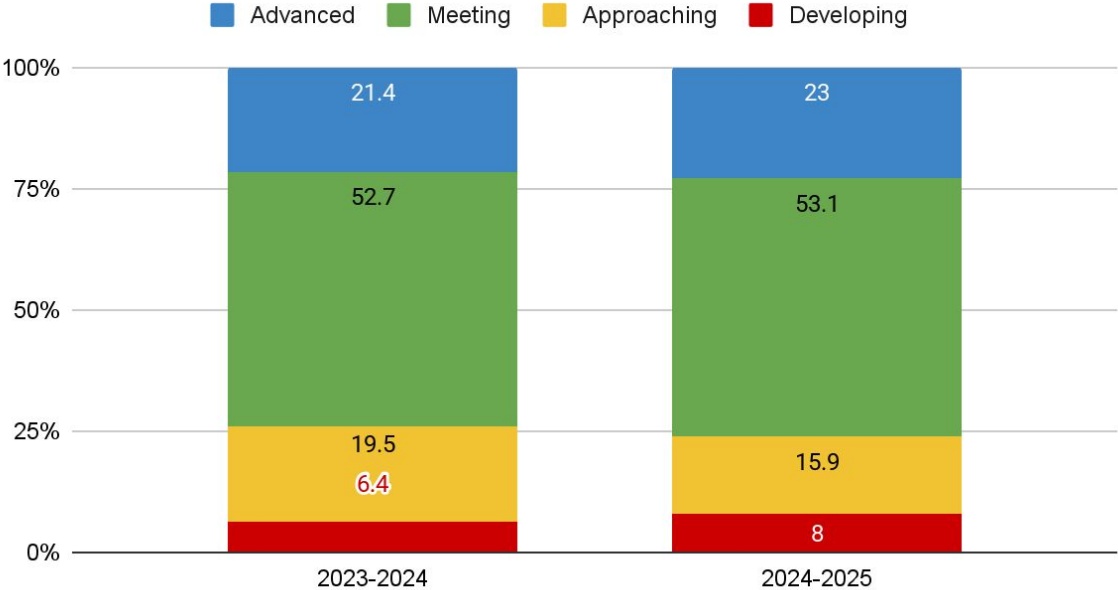
	2023-2024	2024-2025
Meets+Adv	71.5%	71.7%
Index Score	0.913	0.917

Index score weights approaching at 0.5, meeting at 1, and advanced at 1.5 divided by the total of tested students.



8th Grade ELA (Forward)

8th Grade ELA



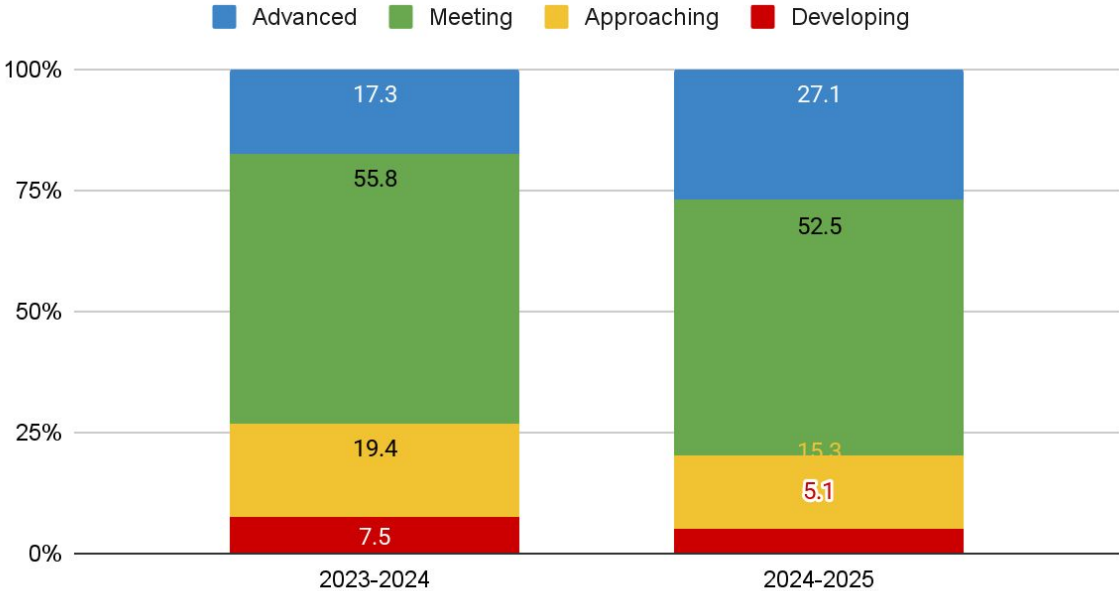
	2023-2024	2024-2025
Meets+Adv	74.1%	76.1%
Index Score	0.946	0.956

Index score weights approaching at 0.5, meeting at 1, and advanced at 1.5 divided by the total of tested students.



9th Grade ELA (PreACT Secure)

9th Grade ELA



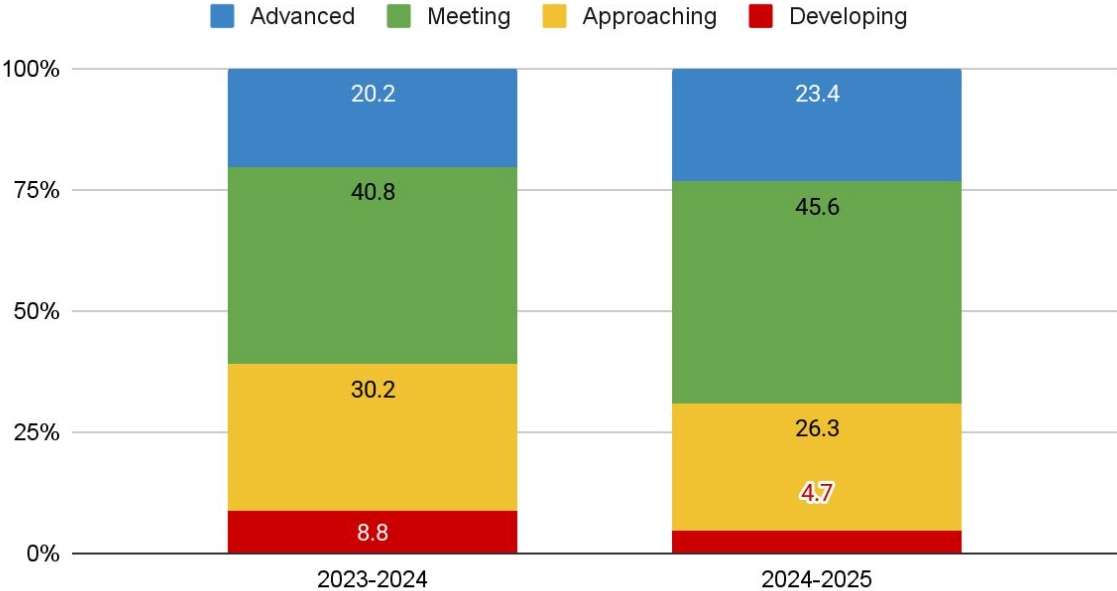
	2023-2024	2024-2025
Meets+Adv	73.1%	79.6%
Index Score	0.915	1.008

Index score weights approaching at 0.5, meeting at 1, and advanced at 1.5 divided by the total of tested students.



10th Grade ELA (PreACT Secure)

10th Grade ELA



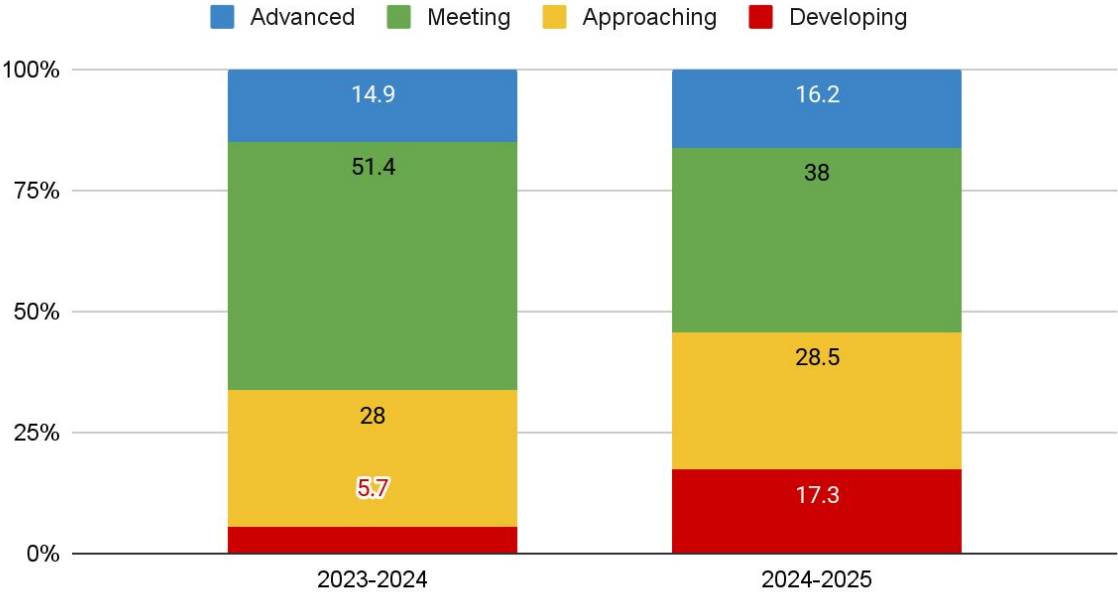
	2023-2024	2024-2025
Meets+Advanced	61.1%	69.1%
Index Score	0.863	0.939

Index score weights approaching at 0.5, meeting at 1, and advanced at 1.5 divided by the total of tested students.



11th Grade ELA (ACT)

11th Grade ELA



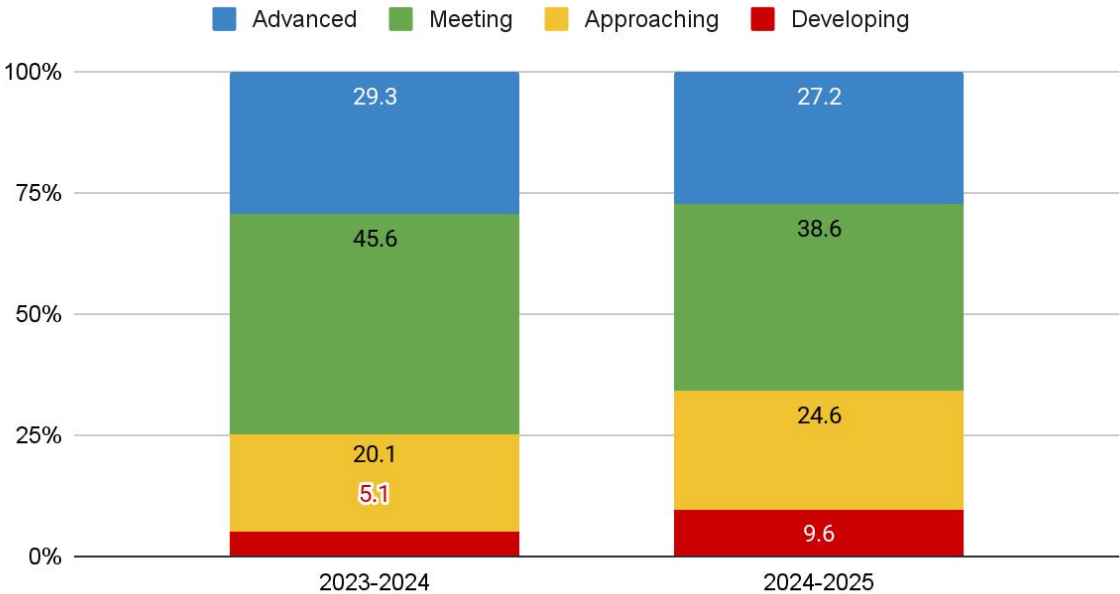
	2023-2024	2024-2025
Meets+Adv	66.2%	54.2%
Index Score	0.875	0.766

Index score weights approaching at 0.5, meeting at 1, and advanced at 1.5 divided by the total of tested students.



3rd Grade Mathematics (Forward)

3rd Grade Mathematics



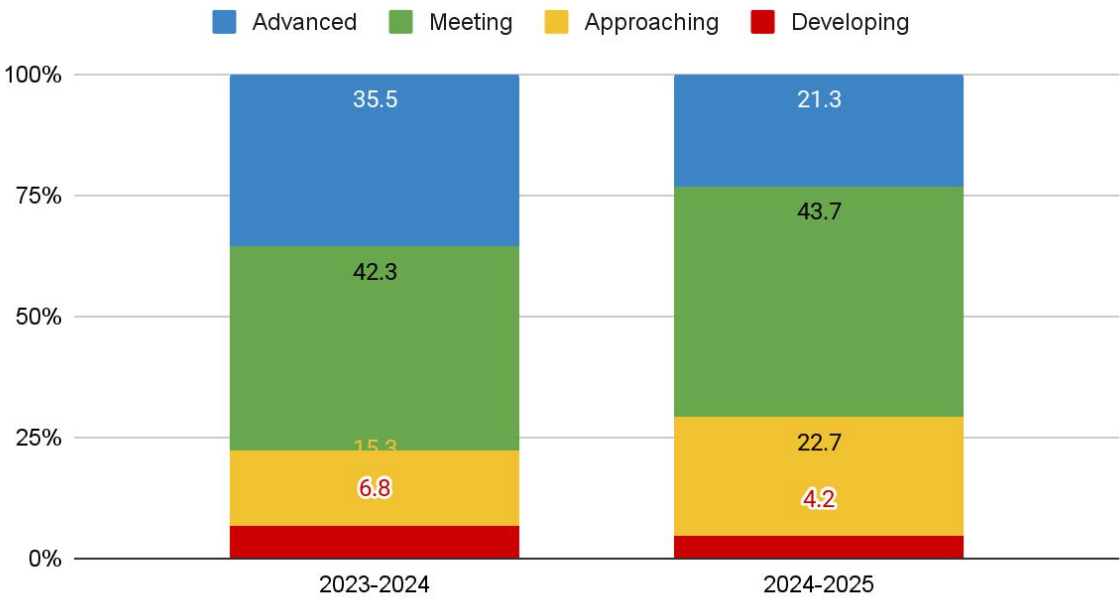
	2023-2024	2024-2025
Meets+Adv	74.8%	65.7%
Index Score	0.995	0.917

Index score weights approaching at 0.5, meeting at 1, and advanced at 1.5 divided by the total of tested students.



4th Grade Mathematics (Forward)

4th Grade Mathematics



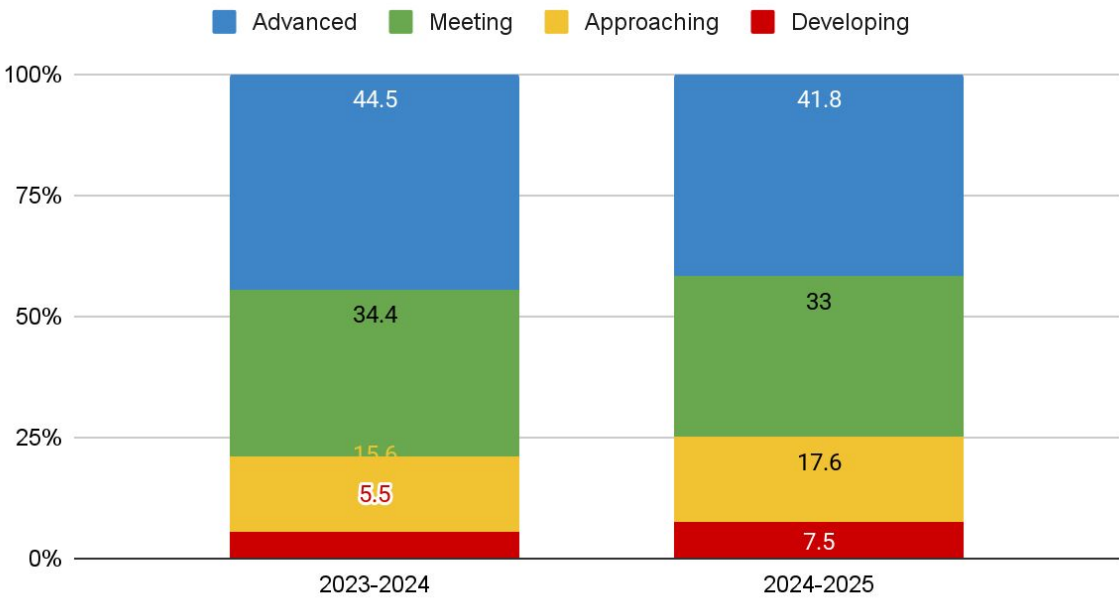
	2023-2024	2024-2025
Meets+Advanced	76.8%	73.1%
Index Score	1.033	0.992

Index score weights approaching at 0.5, meeting at 1, and advanced at 1.5 divided by the total of tested students.



5th Grade Mathematics (Forward)

5th Grade Mathematics



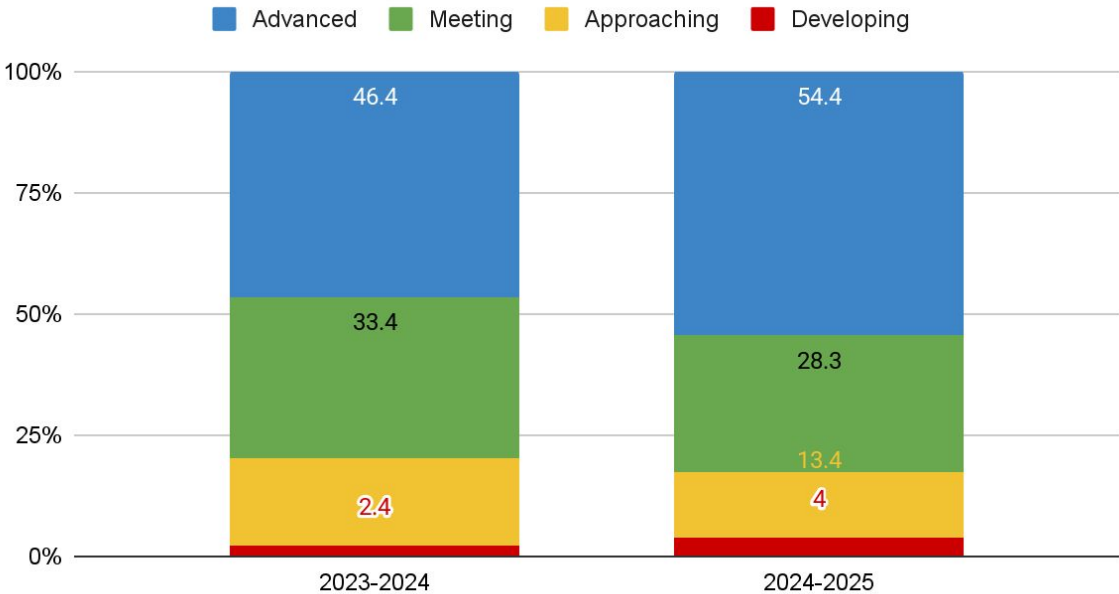
	2023-2024	2024-2025
Meets+Adv	78.9%	74.8%
Index Score	1.089	1.046

Index score weights approaching at 0.5, meeting at 1, and advanced at 1.5 divided by the total of tested students.



6th Grade Mathematics (Forward)

6th Grade Mathematics



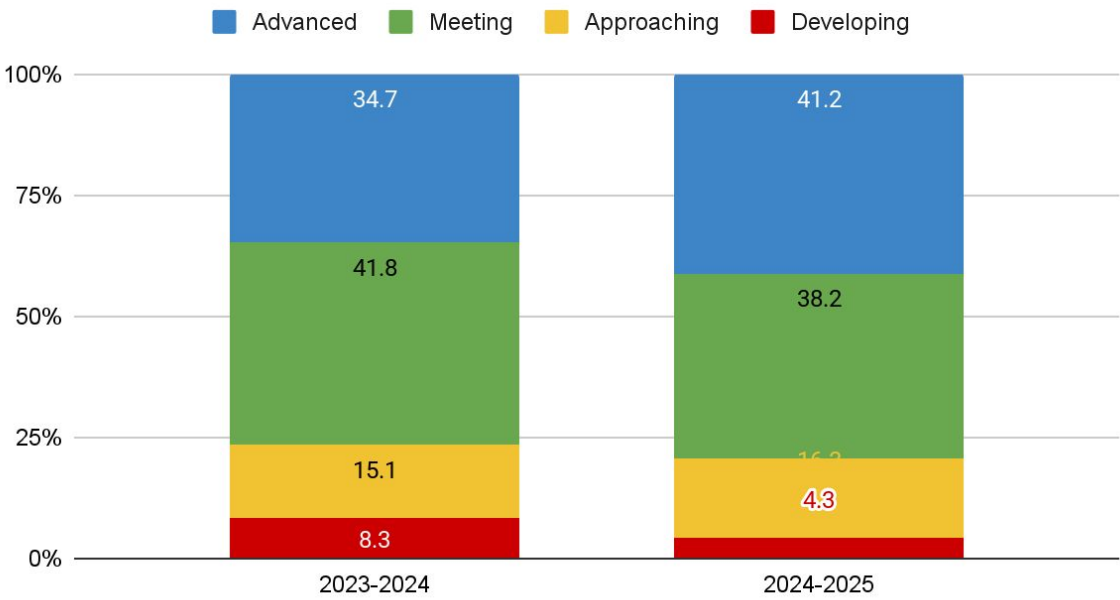
	2023-2024	2024-2025
Meets+Adv	79.9%	82.6%
Index Score	1.119	1.165

Index score weights approaching at 0.5, meeting at 1, and advanced at 1.5 divided by the total of tested students.



7th Grade Mathematics (Forward)

7th Grade Mathematics



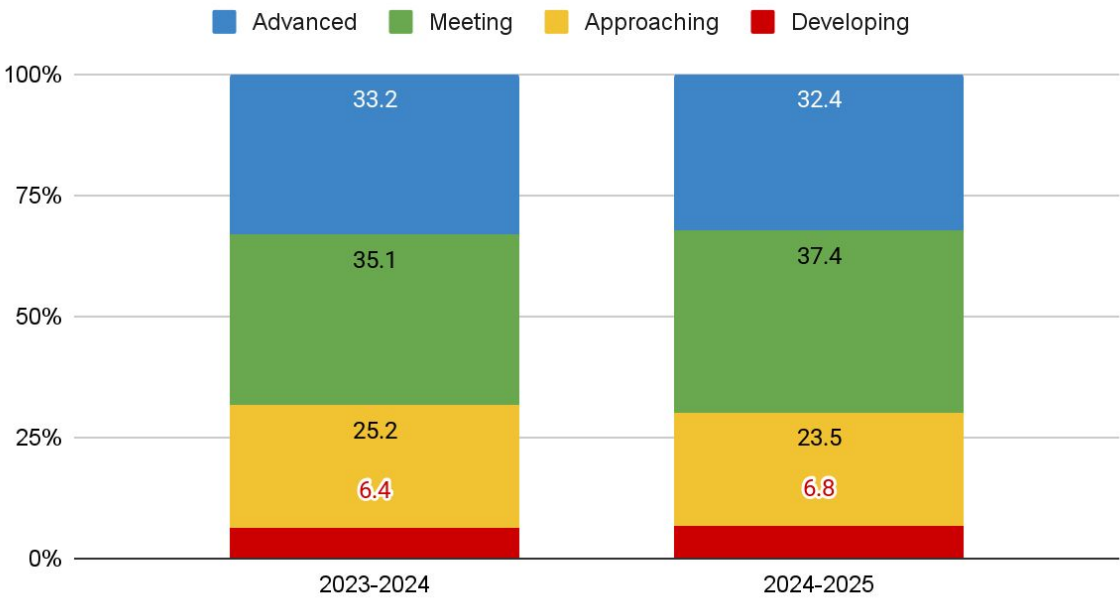
	2023-2024	2024-2025
Meets+Adv	76.6%	79.4%
Index Score	1.014	1.081

Index score weights approaching at 0.5, meeting at 1, and advanced at 1.5 divided by the total of tested students.



8th Grade Mathematics (Forward)

8th Grade Mathematics



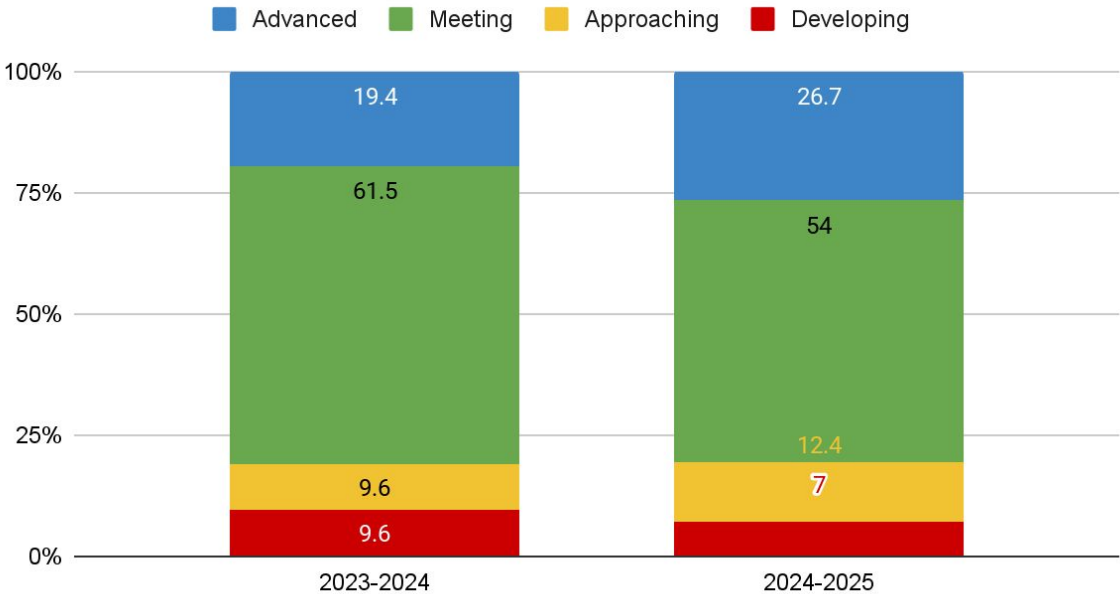
	2023-2024	2024-2025
Meets+Adv	68.4%	69.7%
Index Score	0.976	0.976

Index score weights approaching at 0.5, meeting at 1, and advanced at 1.5 divided by the total of tested students.



9th Grade Mathematics (PreACT Secure)

9th Grade Mathematics



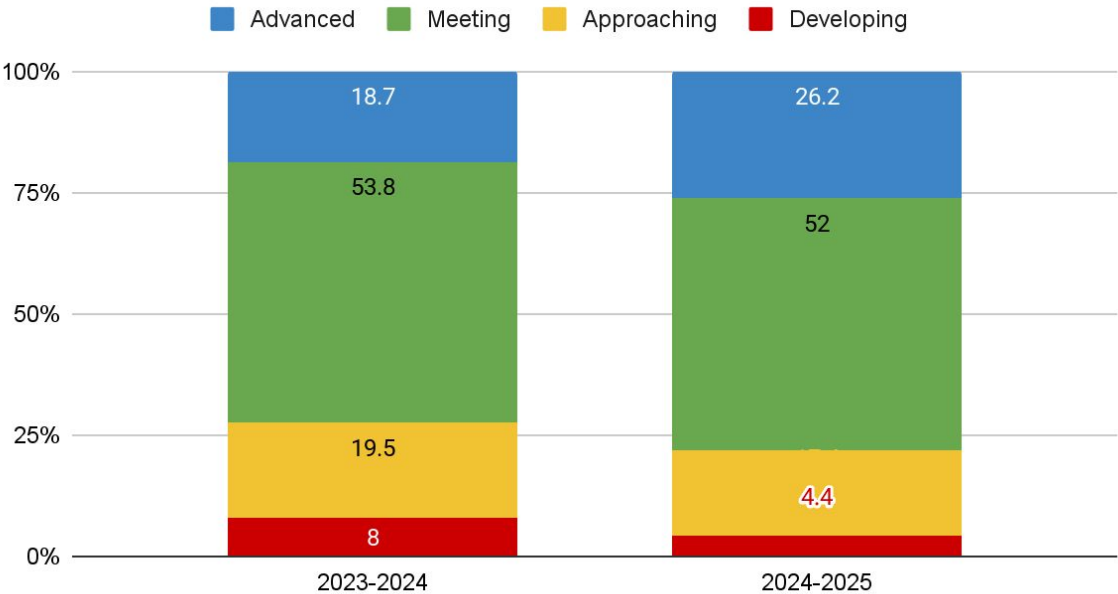
	2023-2024	2024-2025
Meets+Advanced	80.9%	80.6%
Index Score	0.954	1.002

Index score weights approaching at 0.5, meeting at 1, and advanced at 1.5 divided by the total of tested students.



10th Grade Mathematics (PreACT Secure)

10th Grade Mathematics



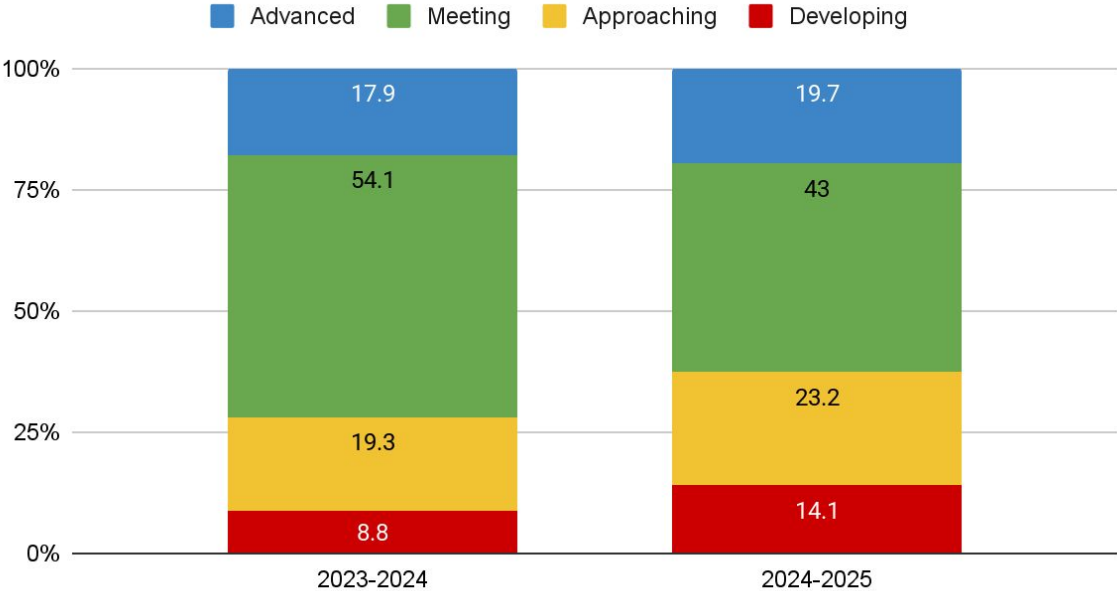
	2023-2024	2024-2025
Meets+Adv	72.5%	78.2%
Index Score	0.916	1.000

Index score weights approaching at 0.5, meeting at 1, and advanced at 1.5 divided by the total of tested students.



11th Grade Mathematics (ACT)

11th Grade Mathematics



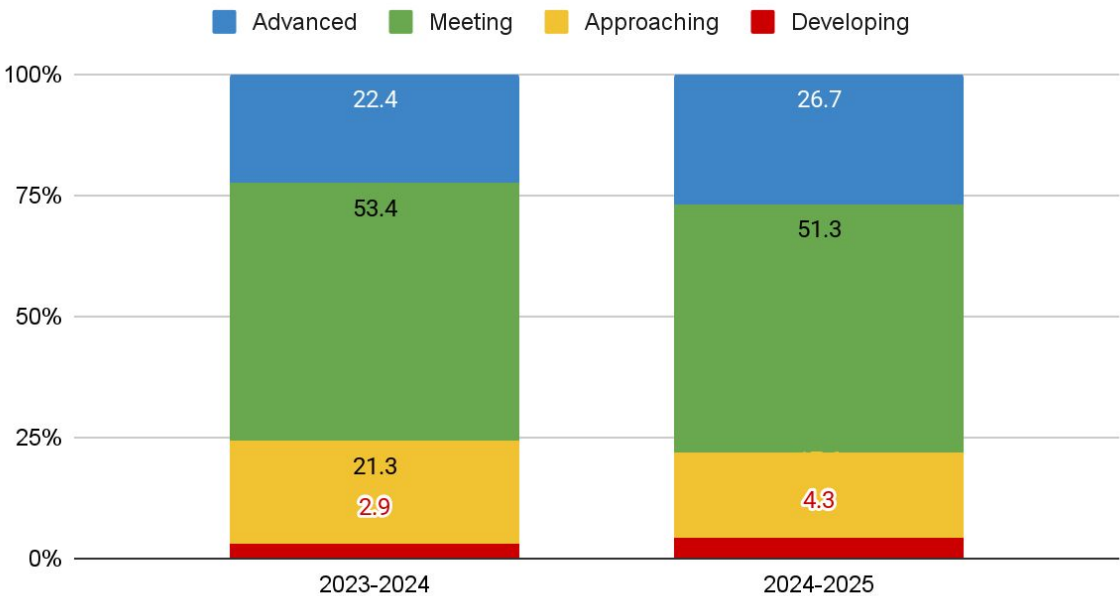
	2023-2024	2024-2025
Meets+Advanced	72.0%	62.7%
Index Score	0.905	0.842

Index score weights approaching at 0.5, meeting at 1, and advanced at 1.5 divided by the total of tested students.



Arboretum ELA (Forward)

Arboretum Elementary School ELA



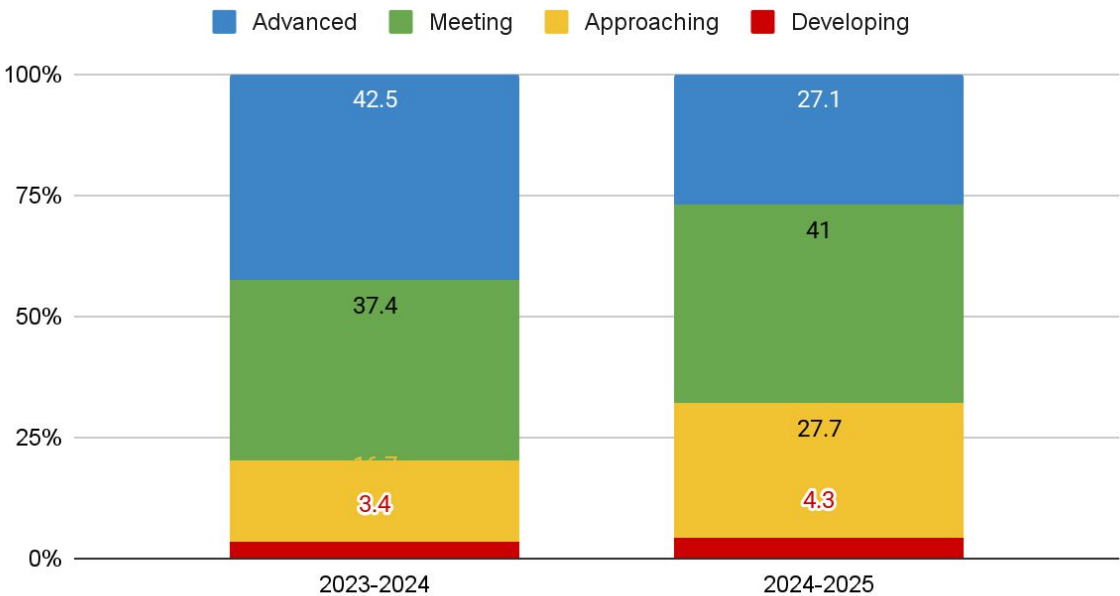
	2023-2024	2024-2025
Meets+Adv	75.9%	78.1%
Index Score	0.977	1.003

Index score weights approaching at 0.5, meeting at 1, and advanced at 1.5 divided by the total of tested students.



Arboretum Mathematics (Forward)

Arboretum Elementary School Mathematics



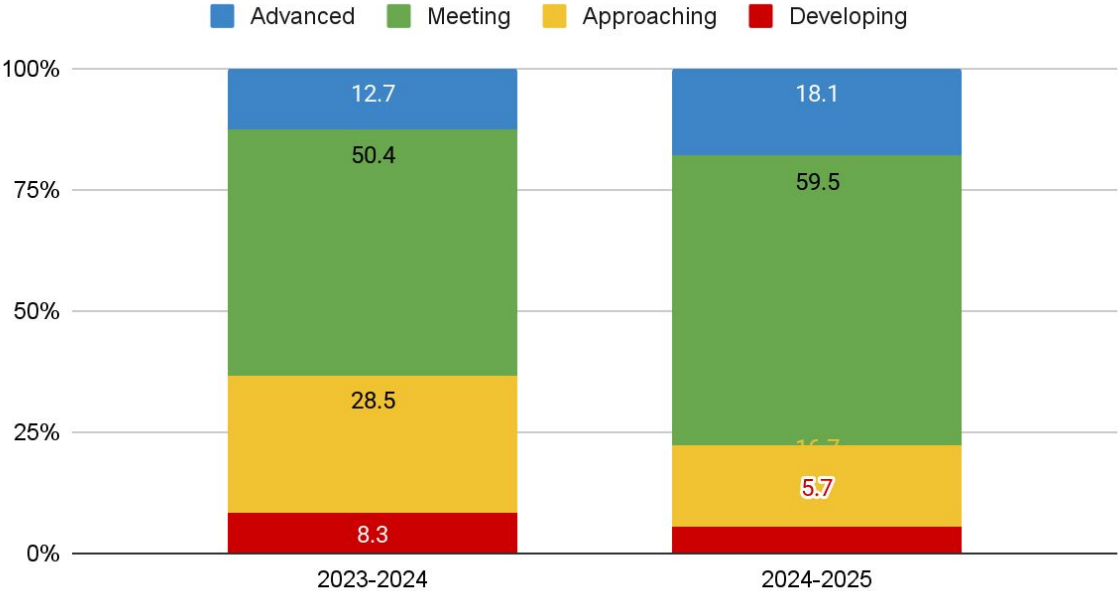
	2023-2024	2024-2025
Meets+Adv	79.9%	68.1%
Index Score	1.095	0.955

Index score weights approaching at 0.5, meeting at 1, and advanced at 1.5 divided by the total of tested students.



Heritage ELA (Forward)

Heritage Elementary School ELA



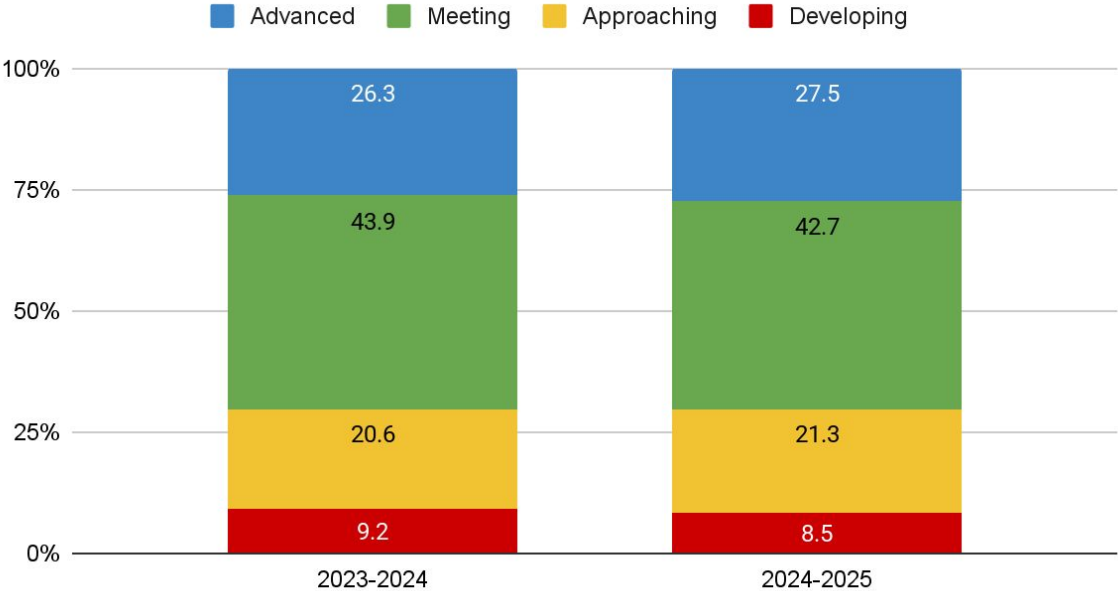
	2023-2024	2024-2025
Meets+Adv	63.2%	77.6%
Index Score	0.838	0.95

Index score weights approaching at 0.5, meeting at 1, and advanced at 1.5 divided by the total of tested students.



Heritage Mathematics (Forward)

Heritage Elementary School Mathematics



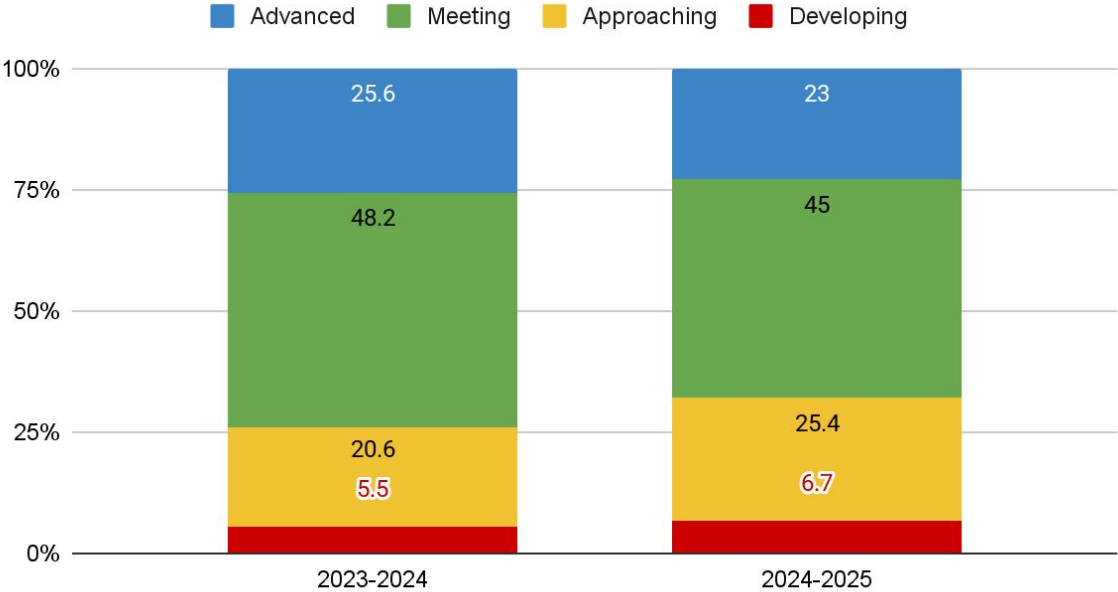
	2023-2024	2024-2025
Meets+Adv	70.2%	70.1%
Index Score	0.936	0.945

Index score weights approaching at 0.5, meeting at 1, and advanced at 1.5 divided by the total of tested students.



Prairie ELA (Forward)

Prairie Elementary School ELA



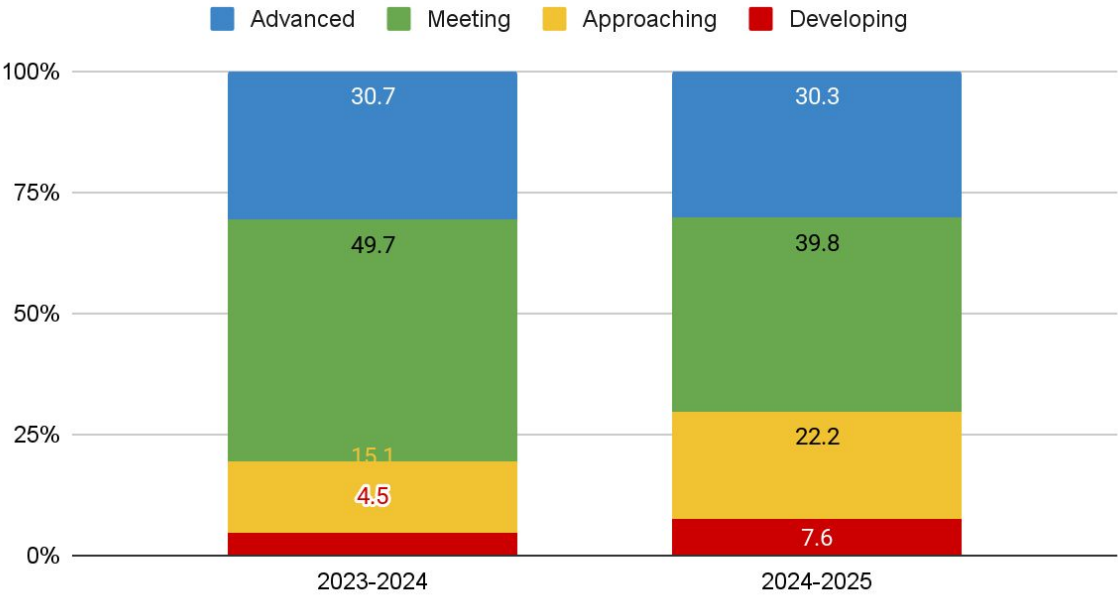
	2023-2024	2024-2025
Meets+Adv	73.9%	67.9%
Index Score	0.970	0.921

Index score weights approaching at 0.5, meeting at 1, and advanced at 1.5 divided by the total of tested students.



Prairie Mathematics (Forward)

Prairie Elementary School Mathematics



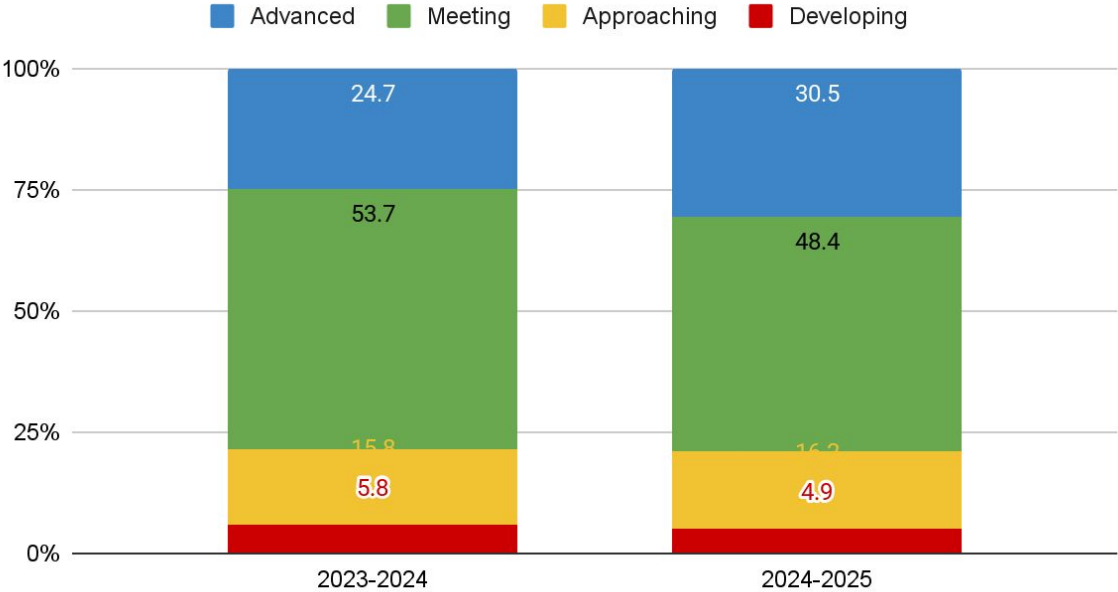
	2023-2024	2024-2025
Meets+Advanced	80.4%	70.1%
Index Score	1.033	0.964

Index score weights approaching at 0.5, meeting at 1, and advanced at 1.5 divided by the total of tested students.



Intermediate ELA (Forward)

Intermediate School ELA



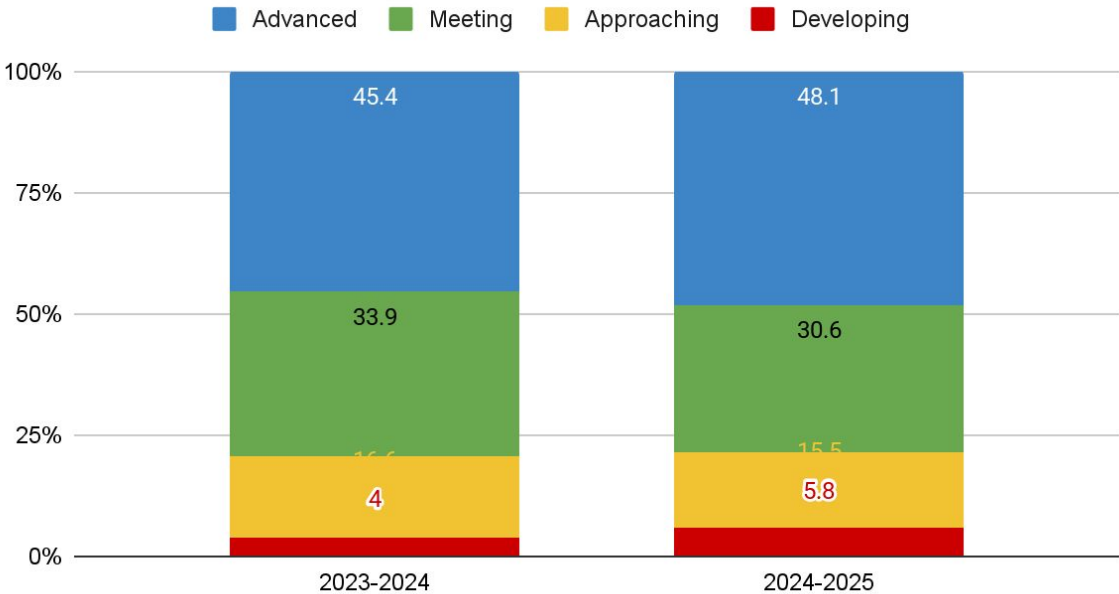
	2023-2024	2024-2025
Meets+Adv	78.3%	78.9%
Index Score	0.986	1.023

Index score weights approaching at 0.5, meeting at 1, and advanced at 1.5 divided by the total of tested students.



Intermediate Mathematics (Forward)

Intermediate School Mathematics



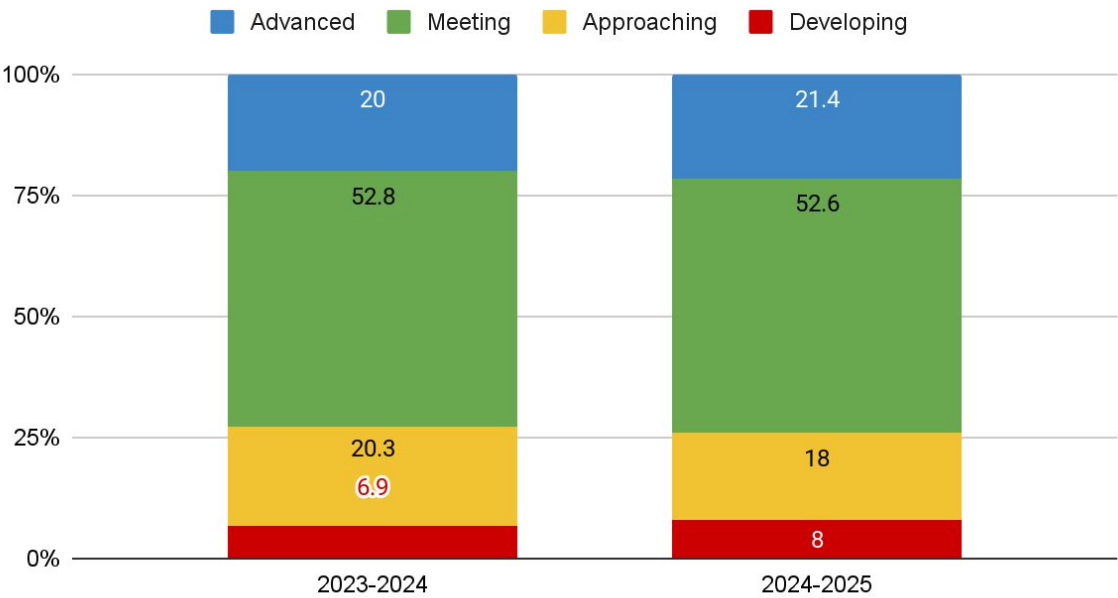
	2023-2024	2024-2025
Meets+Adv	79.4%	78.8%
Index Score	1.104	1.105

Index score weights approaching at 0.5, meeting at 1, and advanced at 1.5 divided by the total of tested students.



Middle School ELA (Forward)

Middle School ELA



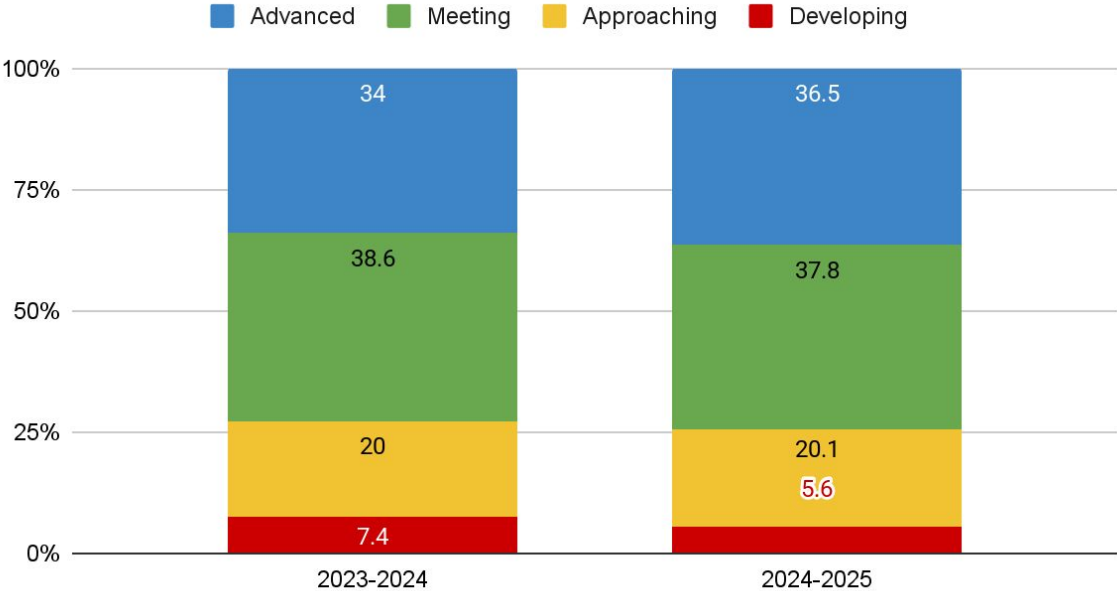
	2023-2024	2024-2025
Meets+Adv	72.8%	74.0%
Index Score	0.929	0.937

Index score weights approaching at 0.5, meeting at 1, and advanced at 1.5 divided by the total of tested students.



Middle School Mathematics (Forward)

Middle School Mathematics



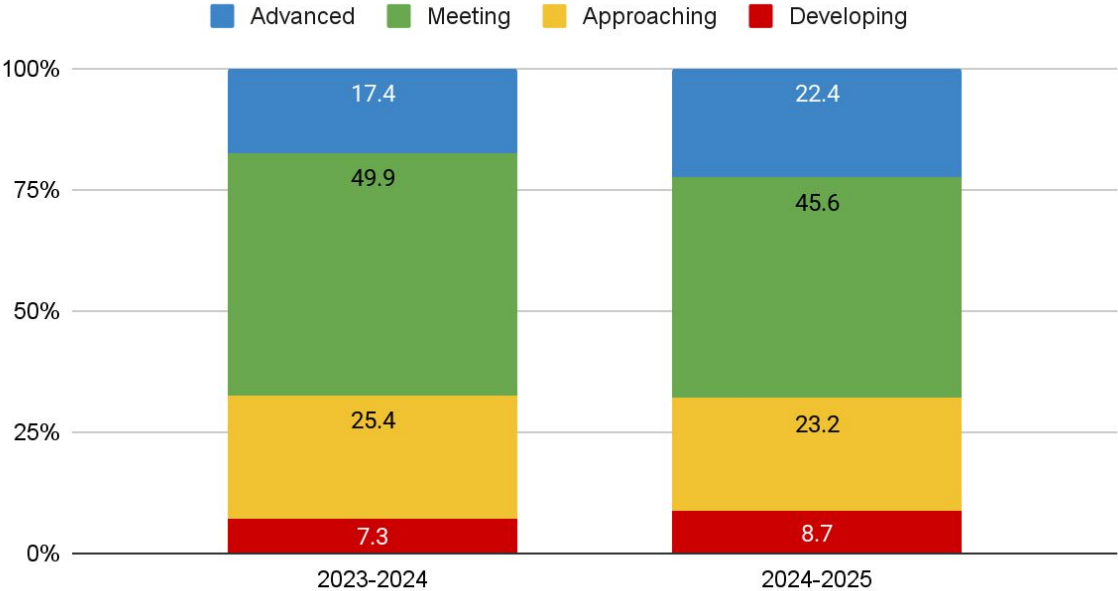
	2023-2024	2024-2025
Meets+Adv	72.6%	74.3%
Index Score	0.996	1.026

Index score weights approaching at 0.5, meeting at 1, and advanced at 1.5 divided by the total of tested students.



High School ELA (PreACT and ACT)

High School ELA



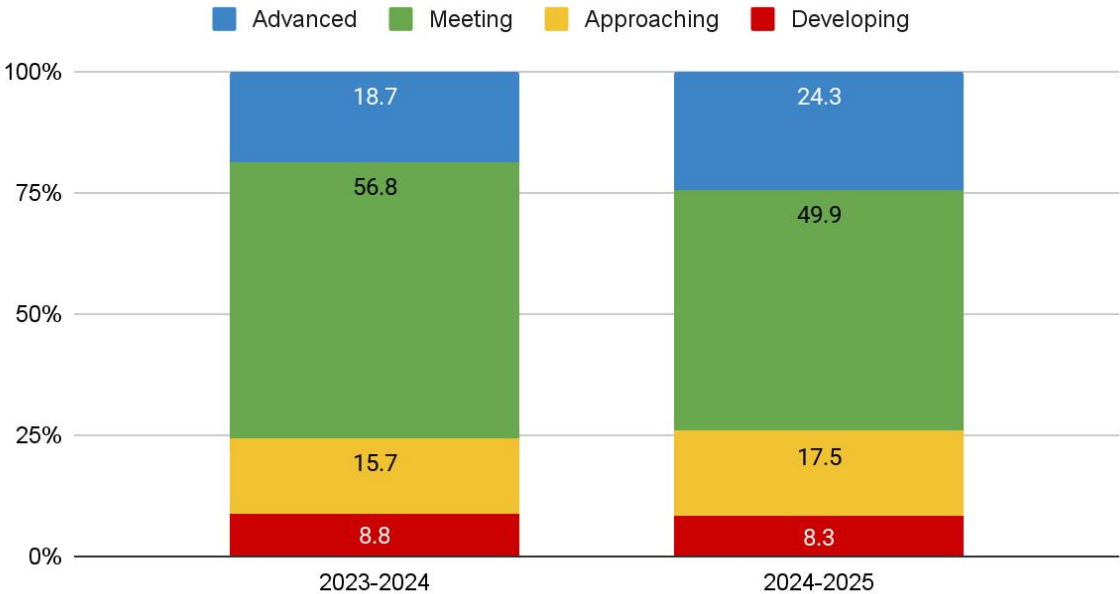
	2023-2024	2024-2025
Meets+Adv	67.3%	68.0%
Index Score	0.887	0.909

Index score weights approaching at 0.5, meeting at 1, and advanced at 1.5 divided by the total of tested students.



High School Mathematics (PreACT and ACT)

High School Mathematics



	2023-2024	2024-2025
Meets+Advanced	75.8%	74.2%
Index Score	0.927	0.952

Index score weights approaching at 0.5, meeting at 1, and advanced at 1.5 divided by the total of tested students.



Looking Ahead

- DPI will release statewide 2024-2025 assessment results on September 25.
- Accountability report cards will be released in November by DPI.



Closing and Questions

Upcoming Curriculum Committee Meetings:

- Week of November 17
- Week of February 16
- Week of April 20

Next Board Update: February 9, 2026

Your Questions





WAUNAKEE
COMMUNITY SCHOOL DISTRICT