

Ector County Independent School District

Goliad Elementary

2024-2025



Board Goals

Board Goal 1: Through foundational excellence, talent development and the learning journey, the percentage of students achieving or exceeding the meets standards on state assessments will increase from 30% to 40% by May 2025 across all tested content areas.

Performance Objective 1: The percentage of students K-5 achieving or exceeding their Math RIT goal will increase from 20% to 40%.





Indicators of Success:

Growth (MAP) - % of student end of year RIT score met or exceeded individual growth projections based upon MAP - 2024 Goal: 58%, Academic Gaps - The performance of ECISD student subgroups compared to their peers across the state of Texas (Domain 3) - 2024 Goal: 51%

Evaluation Data Sources: MAP MOY and EOY

- Monthly Istation Reports
- IReady Diagnostic Reports
- SCA

Strategy 1 Details	Reviews			
<p>Strategy 1: MCLs and leadership will implement the Data-Driven Instructional process, develop TEKS knowledge (Know/Show charts), implement the coaching model of Observation/Feedback, and analyze student work to ensure mastery of learning objectives during PLCs.</p> <p>Strategy's Expected Result/Impact: IReady Diagnostic - students meeting I ready goals SCA at meets level MAP growth from BOY to MOY to EOY</p> <p>Staff Responsible for Monitoring: MCLs A-ILT team Assistant Principal Principal</p> <p>Title I: 2.4, 2.5, 2.6 - TEA Priorities: Build a foundation of reading and math - ESF Levers: Lever 4: High-Quality Instructional Materials and Assessments, Lever 5: Effective Instruction</p> <p>Funding Sources: - Title One Instructional Continuity - \$79,000</p>	Formative			Summative
	Oct	Jan	Mar	May

Strategy 2 Details	Reviews			
<p>Strategy 2: K-5 classroom teachers will target at risk populations and 3rd-5th will utilize , Do the Math three times a week for 20-25 minutes per group; IReady for 3rd-5th and Math Academy K-2 for 20 minutes three times a week and adhere to the ECISD MATH Framework.</p> <p>Strategy's Expected Result/Impact: MAP Growth BOY to MOY SCA scoring at meets level</p> <p>Staff Responsible for Monitoring: MCLs A-ILT team Assistant Principal Principal</p> <p>Title I: 2.4, 2.5, 2.6 - TEA Priorities: Build a foundation of reading and math - ESF Levers: Lever 1: Strong School Leadership and Planning, Lever 2: Strategic Staffing, Lever 4: High-Quality Instructional Materials and Assessments, Lever 5: Effective Instruction</p> <p>Funding Sources: Tutoring - Title One Instructional Continuity - \$8,000</p>	Formative			Summative
	Oct	Jan	Mar	May
<div style="display: flex; justify-content: space-around; align-items: center;"> <div style="text-align: center;">  No Progress </div> <div style="text-align: center;">  Accomplished </div> <div style="text-align: center;">  Continue/Modify </div> <div style="text-align: center;">  Discontinue </div> </div>				

Board Goal 1: Through foundational excellence, talent development and the learning journey, the percentage of students achieving or exceeding the meets standards on state assessments will increase from 30% to 40% by May 2025 across all tested content areas.

Performance Objective 2: The percentage of students K-5 achieving or exceeding their Reading RIT goal will increase from 25% to 45 %.





Indicators of Success:

Growth (MAP) - % of student end of year RIT score met or exceeded individual growth projections based upon MAP - 2024 Goal: 58%, Academic Gaps - The performance of ECISD student subgroups compared to their peers across the state of Texas (Domain 3) - 2024 Goal: 51%

Evaluation Data Sources: MAP MOY and EOY

Monthly Istation Reports
Diagnostic IReady Reports
SCA

Strategy 1 Details	Reviews			
<p>Strategy 1: MCLs and leadership will implement the Data-Driven Instructional process, develop TEKS knowledge (Know/Show charts), implement the coaching model of Observation/Feedback, and analyze student work to ensure mastery of learning objectives during PLCs.</p> <p>Strategy's Expected Result/Impact: Rigor in Lessons Growth in - MAP reading, I ready Reading monolingual , I station bilingual</p> <p>Staff Responsible for Monitoring: MCL's A-ILT Team Assistant Principal Principal</p> <p>Title I: 2.4, 2.5, 2.6 - TEA Priorities: Build a foundation of reading and math - ESF Levers: Lever 1: Strong School Leadership and Planning, Lever 4: High-Quality Instructional Materials and Assessments, Lever 5: Effective Instruction</p> <p>Funding Sources: Opportunity Culture - Title One Instructional Continuity - \$79,000</p>	Formative			Summative
	Oct	Jan	Mar	May

Strategy 2 Details	Reviews			
<p>Strategy 2: K-5 classroom teachers will target at-risk populations, and 3rd-5th will utilize LLI three times a week for 20-25 minutes per group; I ready and I station (bilingual) for 60 minutes three times a week and adhere to the ECISD ELAR Framework.</p> <p>Strategy's Expected Result/Impact: Growth in MAP reading and Istation Reading Students meeting I ready and Istation monthly Goals</p> <p>Staff Responsible for Monitoring: MCL's A-ILT team Assistant Principal Principal</p> <p>Title I: 2.4, 2.5, 2.6 - TEA Priorities: Build a foundation of reading and math - ESF Levers: Lever 1: Strong School Leadership and Planning, Lever 4: High-Quality Instructional Materials and Assessments, Lever 5: Effective Instruction</p> <p>Funding Sources: Tutoring after school - Title One Instructional Continuity - \$8,000</p>	Formative			Summative
	Oct	Jan	Mar	May
<div style="display: flex; justify-content: space-around; align-items: center;"> <div style="text-align: center;">  No Progress </div> <div style="text-align: center;">  Accomplished </div> <div style="text-align: center;">  Continue/Modify </div> <div style="text-align: center;">  Discontinue </div> </div>				

Board Goal 1: Through foundational excellence, talent development and the learning journey, the percentage of students achieving or exceeding the meets standards on state assessments will increase from 30% to 40% by May 2025 across all tested content areas.

Performance Objective 3: By May of 2025, 42% of students will perform at the Meets level in 3rd-5th Math STAAR.





Indicators of Success:

Growth (STAAR) - % of students who meet or exceed the STAAR progress measure - 2024 Goal: 75%, Academic Gaps - The performance of ECISD student subgroups compared to their peers across the state of Texas (Domain 3) - 2024 Goal: 51%, 3rd Grade Composite (reading and math) - % of 3rd grade students achieving the meets or exceeds standard in both reading and math on STAAR - 2024 Goal: 35%

Evaluation Data Sources: MAP MOY and EOY

Monthly Istation Reports
SCA
Benchmarks

Strategy 1 Details	Reviews			
<p>Strategy 1: MCLs and leadership will implement the Data-Driven Instructional process, develop TEKS knowledge (Know/Show charts), implement the coaching model of Observation/Feedback, and analyze student work to ensure mastery of learning objectives during PLCs.</p> <p>Strategy's Expected Result/Impact: Rigor in lessons Alignment to District Framework</p> <p>Staff Responsible for Monitoring: MCLs A-ILT team Assistant Principal Principal</p> <p>Title I: 2.4, 2.5, 2.6 - TEA Priorities: Build a foundation of reading and math - ESF Levers: Lever 1: Strong School Leadership and Planning, Lever 4: High-Quality Instructional Materials and Assessments, Lever 5: Effective Instruction</p> <p>Funding Sources: Opportunity Culture - Title One Instructional Continuity - \$79,000</p>	Formative			Summative
	Oct	Jan	Mar	May

Strategy 2 Details	Reviews			
<p>Strategy 2: K-5 classroom teachers will target at risk populations and, Do the Math three times a week for 20-25 minutes per group; IReady Math for 60 minutes three times a week and adhere to the ECISD ELAR Framework.</p> <p>Strategy's Expected Result/Impact: Student Progress in Math MAP Goals Met</p> <p>Staff Responsible for Monitoring: MCL's A-ILT Team Assistant Principal Principal</p> <p>Title I: 2.4, 2.5, 2.6 - TEA Priorities: Build a foundation of reading and math - ESF Levers: Lever 1: Strong School Leadership and Planning, Lever 4: High-Quality Instructional Materials and Assessments, Lever 5: Effective Instruction</p> <p>Funding Sources: Tutoring after school - Title One Instructional Continuity - \$8,000</p>	Formative			Summative
	Oct	Jan	Mar	May
<div style="display: flex; justify-content: space-around; align-items: center;"> <div style="text-align: center;">  No Progress </div> <div style="text-align: center;">  Accomplished </div> <div style="text-align: center;">  Continue/Modify </div> <div style="text-align: center;">  Discontinue </div> </div>				

Board Goal 1: Through foundational excellence, talent development and the learning journey, the percentage of students achieving or exceeding the meets standards on state assessments will increase from 30% to 40% by May 2025 across all tested content areas.

Performance Objective 4: By May of 2025, 40% of students will perform at the Meets level in 3rd-5th Reading STAAR.





Indicators of Success:

Growth (STAAR) - % of students who meet or exceed the STAAR progress measure - 2024 Goal: 75%, Academic Gaps - The performance of ECISD student subgroups compared to their peers across the state of Texas (Domain 3) - 2024 Goal: 51%, 3rd Grade Composite (reading and math) - % of 3rd grade students achieving the meets or exceeds standard in both reading and math on STAAR - 2024 Goal: 35%

Evaluation Data Sources: MAP MOY and EOY

- Monthly Istation Reports
- SCA
- IReady Reports
- Benchmarks

Strategy 1 Details	Reviews			
<p>Strategy 1: MCLs and leadership will implement the Data-Driven Instructional process, develop TEKS knowledge (Know/Show charts), implement the coaching model of Observation/Feedback, and analyze student work to ensure mastery of learning objectives during PLCs.</p> <p>Strategy's Expected Result/Impact: Understanding of TEKS Rigor in lessons</p> <p>Staff Responsible for Monitoring: MCL's A-ILT Team Assistant Principal Principal</p> <p>Title I: 2.4, 2.5, 2.6</p> <p>- TEA Priorities: Build a foundation of reading and math</p> <p>- ESF Levers: Lever 1: Strong School Leadership and Planning, Lever 4: High-Quality Instructional Materials and Assessments, Lever 5: Effective Instruction</p> <p>Funding Sources: Opportunity Culture - Title One Instructional Continuity - \$79,000</p>	Formative			Summative
	Oct	Jan	Mar	May

Strategy 2 Details	Reviews			
<p>Strategy 2: K-5 classroom teachers will target at risk populations and utilize Do the Math three times a week for 20-25 minutes per group; I Ready for 60 minutes three times a week and adhere to the ECISD ELAR Framework.</p> <p>Strategy's Expected Result/Impact: Growth on MAP , I ready I station</p> <p>Staff Responsible for Monitoring: MCL's A-ILT team Assistan Principal Principal</p> <p>Title I: 2.4, 2.5, 2.6</p> <p>- TEA Priorities: Build a foundation of reading and math</p> <p>- ESF Levers: Lever 1: Strong School Leadership and Planning, Lever 4: High-Quality Instructional Materials and Assessments, Lever 5: Effective Instruction</p> <p>Funding Sources: Tutoring after school - Title One Instructional Continuity - \$8,000</p>	Formative			Summative
	Oct	Jan	Mar	May
<div style="display: flex; justify-content: space-around; align-items: center;"> <div style="text-align: center;">  No Progress </div> <div style="text-align: center;">  Accomplished </div> <div style="text-align: center;">  Continue/Modify </div> <div style="text-align: center;">  Discontinue </div> </div>				

Board Goal 2: Through foundational excellence, talent development and the learning journey, the percentage of 3rd grade students reading at or above grade level will increase from 9% to 20% by May 2025

Performance Objective 1: The percentage of Kindergarten- 2nd grade students reading on grade level will increase from 26% to 36%.

Indicators of Success:

Growth (MAP) - % of student end of year RIT score met or exceeded individual growth projections based upon MAP - 2024 Goal: 58%, Kindergarten Readiness - % of students meeting kindergarten readiness benchmark - 2024 Goal: 65%, Academic Gaps - The performance of ECISD student subgroups compared to their peers across the state of Texas (Domain 3) - 2024 Goal: 51%

Evaluation Data Sources: MAP MOY and EOY

Monthly Istation Reports
SCA

Strategy 1 Details	Reviews			
<p>Strategy 1: MCLs and leadership will implement the Data-Driven Instructional process, develop TEKS knowledge (Know/Show charts), implement the coaching model of Observation/Feedback, and analyze student work to ensure mastery of learning objectives during PLCs.</p> <p>Strategy's Expected Result/Impact: Implement DDI process in PLCs with Fidelity Increase percentage of students who met growth projection in MAP EOY in K-2 K- from 54 to 74% 1st - from 30 to 50% 2nd - 73 to 93%</p> <p>Staff Responsible for Monitoring: K-2 Teachers MCLs Principals</p> <p>Title I: 2.4, 2.5, 2.6 - TEA Priorities: Build a foundation of reading and math - ESF Levers: Lever 1: Strong School Leadership and Planning, Lever 2: Strategic Staffing, Lever 4: High-Quality Instructional Materials and Assessments, Lever 5: Effective Instruction</p> <p>Funding Sources: Opportunity Culture - Title One Instructional Continuity - \$79,000</p>	Formative			Summative
	Oct	Jan	Mar	May
	Empty review cells			

Strategy 2 Details	Reviews			
<p>Strategy 2: K-2 classroom teachers will target at risk populations and utilize small group reading intervention four times a week for 20-25 minutes per group; iReady for 40 minutes three times a week and adhere to the ECISD ELAR Framework.</p> <p>Strategy's Expected Result/Impact: Student's will be monitored by monthly iReady tests to ensure growth goal is met and MAP assessments monitored BOY to MOY to ensure RIT is met.</p> <p>Staff Responsible for Monitoring: Classroom Teachers K-3 MCLs Principals</p> <p>Title I: 2.4, 2.5, 2.6</p> <p>- TEA Priorities: Build a foundation of reading and math</p> <p>- ESF Levers: Lever 1: Strong School Leadership and Planning, Lever 4: High-Quality Instructional Materials and Assessments, Lever 5: Effective Instruction</p> <p>Funding Sources: Tutoring after school - Title One Instructional Continuity - \$8,000</p>	Formative			Summative
	Oct	Jan	Mar	May

Board Goal 2: Through foundational excellence, talent development and the learning journey, the percentage of 3rd grade students reading at or above grade level will increase from 9% to 20% by May 2025

Performance Objective 2: 70% of K-2 students will show growth on their READING MAP ASSESSMENT.

Indicators of Success:





Growth (MAP) - % of student end of year RIT score met or exceeded individual growth projections based upon MAP - 2024 Goal: 58%, Kindergarten Readiness - % of students meeting kindergarten readiness benchmark - 2024 Goal: 65%, Academic Gaps - The performance of ECISD student subgroups compared to their peers across the state of Texas (Domain 3) - 2024 Goal: 51%

Evaluation Data Sources: MAP MOY and EOY

Monthly Istation Reports
SCA

Strategy 1 Details	Reviews			
<p>Strategy 1: MCLs and leadership will implement the Data-Driven Instructional process, develop TEKS knowledge (Know/Show charts), implement the coaching model of Observation/Feedback, and analyze student work to ensure mastery of learning objectives during PLCs.</p> <p>Strategy's Expected Result/Impact: Implement DDI process in PLCs with Fidelity Increase percentage of students who met growth projection in MAP EOY in K-2 K- from 54 to 74% 1st - from 30 to 50% 2nd - 73 to 93%</p> <p>Staff Responsible for Monitoring: K-2 Teachers MCLs Principals</p> <p>Title I: 2.4, 2.5, 2.6 - TEA Priorities: Build a foundation of reading and math - ESF Levers: Lever 1: Strong School Leadership and Planning, Lever 2: Strategic Staffing, Lever 4: High-Quality Instructional Materials and Assessments, Lever 5: Effective Instruction</p> <p>Funding Sources: Opportunity Culture - Title One Instructional Continuity - \$79,000</p>	Formative			Summative
	Oct	Jan	Mar	May

Strategy 2 Details	Reviews			
<p>Strategy 2: Teachers will create student data folders to ensure students track MAP Reading growth, monthly iReady Reading progress and ELAR SCAs.</p> <p>Strategy's Expected Result/Impact: Increase percentage of students who met growth projection in MAP EOY in K-2 K- from 54 to 74% 1st - from 30 to 50% 2nd - 73 to 93%</p> <p>Staff Responsible for Monitoring: MCLs A-ILT Assistant Principal Principal</p> <p>Title I: 2.4, 2.5, 2.6 - ESF Levers: Lever 1: Strong School Leadership and Planning, Lever 2: Strategic Staffing, Lever 4: High-Quality Instructional Materials and Assessments, Lever 5: Effective Instruction</p>	Formative			Summative
	Oct	Jan	Mar	May

 No Progress
 Accomplished
 Continue/Modify
 Discontinue

Board Goal 2: Through foundational excellence, talent development and the learning journey, the percentage of 3rd grade students reading at or above grade level will increase from 9% to 20% by May 2025

Performance Objective 3: 70% of 3rd grade students will show growth on their READING MAP.





Indicators of Success:

Growth (MAP) - % of student end of year RIT score met or exceeded individual growth projections based upon MAP - 2024 Goal: 58%, Academic Gaps - The performance of ECISD student subgroups compared to their peers across the state of Texas (Domain 3) - 2024 Goal: 51%, 3rd Grade Composite (reading and math) - % of 3rd grade students achieving the meets or exceeds standard in both reading and math on STAAR - 2024 Goal: 35%

Evaluation Data Sources: MAP MOY and EOY

Monthly iReady Reports
SCA
Benchmarks

Strategy 1 Details	Reviews			
<p>Strategy 1: MCLs and leadership will implement the Data-Driven Instructional process, develop TEKS knowledge (Know/Show charts), implement the coaching model of Observation/Feedback, and analyze student work to ensure mastery of learning objectives during PLCs.</p> <p>Strategy's Expected Result/Impact: Implement DDI process in PLCs with Fidelity</p> <p>Staff Responsible for Monitoring: K-3 teachers MCLs in K-3 Principals</p> <p>Title I: 2.4, 2.5, 2.6</p> <p>- TEA Priorities: Build a foundation of reading and math</p> <p>- ESF Levers: Lever 1: Strong School Leadership and Planning, Lever 2: Strategic Staffing, Lever 4: High-Quality Instructional Materials and Assessments, Lever 5: Effective Instruction</p> <p>Funding Sources: Opportunity Culture - Title One School- Improvement - \$79,000</p>	Formative			Summative
	Oct	Jan	Mar	May

Strategy 2 Details	Reviews			
<p>Strategy 2: K-3 classroom teachers will target at risk populations and utilize reading interventions three times a week for 20-25 minutes per group; iReady for 40 minutes three times a week and adhere to the ECISD ELAR Framework.</p> <p>Strategy's Expected Result/Impact: Implement DDI process in PLCs with Fidelity</p> <p>Staff Responsible for Monitoring: K-3 teachers MCLs in K-3 Principals</p> <p>Title I: 2.4, 2.5, 2.6</p> <p>- TEA Priorities: Build a foundation of reading and math</p> <p>- ESF Levers: Lever 1: Strong School Leadership and Planning, Lever 4: High-Quality Instructional Materials and Assessments, Lever 5: Effective Instruction</p>	Formative			Summative
	Oct	Jan	Mar	May
<div style="display: flex; justify-content: space-around; align-items: center;"> <div style="text-align: center;">  No Progress </div> <div style="text-align: center;">  Accomplished </div> <div style="text-align: center;">  Continue/Modify </div> <div style="text-align: center;">  Discontinue </div> </div>				

Board Goal 2: Through foundational excellence, talent development and the learning journey, the percentage of 3rd grade students reading at or above grade level will increase from 9% to 20% by May 2025

Performance Objective 4: 35% of 3rd grade students will perform at the MEETS level on their READING STAAR ASSESSMENT.





Indicators of Success:

Growth (STAAR) - % of students who meet or exceed the STAAR progress measure - 2024 Goal: 75%, Academic Gaps - The performance of ECISD student subgroups compared to their peers across the state of Texas (Domain 3) - 2024 Goal: 51%, 3rd Grade Composite (reading and math) - % of 3rd grade students achieving the meets or exceeds standard in both reading and math on STAAR - 2024 Goal: 35%

Evaluation Data Sources: MAP MOY and EOY

Monthly iReady Reports
SCA
Benchmarks

Strategy 1 Details	Reviews			
<p>Strategy 1: MCLs and leadership will implement the Data-Driven Instructional process, develop TEKS knowledge (Know/Show charts), implement the coaching model of Observation/Feedback, and analyze student work to ensure mastery of learning objectives during PLCs.</p> <p>Strategy's Expected Result/Impact: Implement DDI process in PLCs with Fidelity Increase Meets level on MAP EOY in K-3</p> <p>Staff Responsible for Monitoring: K-3 teachers MCLs in K-3 Principals</p> <p>Title I: 2.4, 2.5, 2.6 - TEA Priorities: Build a foundation of reading and math - ESF Levers: Lever 1: Strong School Leadership and Planning, Lever 4: High-Quality Instructional Materials and Assessments, Lever 5: Effective Instruction</p> <p>Funding Sources: Opportunity Culture - Title One Instructional Continuity - \$79,000</p>	Formative			Summative
	Oct	Jan	Mar	May

Strategy 2 Details	Reviews			
<p>Strategy 2: K-3 classroom teachers will target at risk populations and utilize reading interventions four times a week for 20-25 minutes per group; iReady for 40 minutes three times a week and adhere to the ECISD ELAR Framework.</p> <p>Strategy's Expected Result/Impact: Student's will be monitored by monthly iReady tests to ensure growth goal is met and MAP assessments monitored BOY to MOY to ensure RIT is met.</p> <p>Staff Responsible for Monitoring: Classroom Teachers K-3 MCLs Principal</p> <p>Title I: 2.4, 2.5, 2.6</p> <p>- TEA Priorities: Build a foundation of reading and math</p> <p>- ESF Levers: Lever 1: Strong School Leadership and Planning, Lever 4: High-Quality Instructional Materials and Assessments, Lever 5: Effective Instruction</p>	Formative			Summative
	Oct	Jan	Mar	May
<div style="display: flex; justify-content: space-around; align-items: center;"> <div style="text-align: center;">  No Progress </div> <div style="text-align: center;">  Accomplished </div> <div style="text-align: center;">  Continue/Modify </div> <div style="text-align: center;">  Discontinue </div> </div>				

Board Goal 3: Through foundational excellence, talent development and the learning journey, the percentage of high school graduates considered College, Career or Military ready will increase from 56% to 65% by May 2025.

Performance Objective 1: 100% of 3rd-5th students will utilize Avid strategies to promote college readiness.


Indicators of Success:


College, Career, and Military Readiness - % of current seniors meeting at least one accountability indicator by the fall of their senior year - 2024 Goal: 27%

Evaluation Data Sources: Site team checks for binders, planners, and note taking in journals.

Strategy 1 Details	Reviews			
<p>Strategy 1: Teachers will ensure each students learn organizational skills through maintaining a binder and planner.</p> <p>Strategy's Expected Result/Impact: organization two way communication</p> <p>Staff Responsible for Monitoring: Teacher AVID Site team</p> <p>Title I: 2.5, 2.6</p> <p>- TEA Priorities: Improve low-performing schools</p> <p>- ESF Levers: Lever 1: Strong School Leadership and Planning</p> <p>Funding Sources: Planners - Title One School-wide - \$2,000</p>	Formative			Summative
	Oct	Jan	Mar	May
Strategy 2 Details	Reviews			
<p>Strategy 2: AVID Site Team will share an AVID strategy with teachers every 9 weeks and monitor implementation.</p> <p>Strategy's Expected Result/Impact: Organization Rigor</p> <p>Staff Responsible for Monitoring: AVID site team Teachers</p> <p>Title I: 2.6</p> <p>- TEA Priorities: Improve low-performing schools</p> <p>- ESF Levers: Lever 1: Strong School Leadership and Planning</p> <p>Funding Sources: AVID Training - Title One School-wide - \$1,000</p>	Formative			Summative
	Oct	Jan	Mar	May

 No Progress

 Accomplished

 Continue/Modify

 Discontinue

Board Goal 3: Through foundational excellence, talent development and the learning journey, the percentage of high school graduates considered College, Career or Military ready will increase from 56% to 65% by May 2025.





Performance Objective 2: School Connectedness panorama data will increase from 72% to 75%.

Indicators of Success:

School Connectedness - The belief held by students that adults and peers in the school care about their learning as well as about them as individuals - 2024 Goal: 63%

Evaluation Data Sources: Fall and Spring Panorama Data Reports

Strategy 1 Details	Reviews			
<p>Strategy 1: The iLead curriculum will be implemented 4 time a week for 10 minutes to reduce the number of discipline referrals by 10% and build positive relationships among students and teachers.</p> <p>Strategy's Expected Result/Impact: Reduce Discipline Referrals Build Positive relationships</p> <p>Staff Responsible for Monitoring: Teachers Counselor SEL Site Team</p> <p>Title I: 2.6</p> <p>- TEA Priorities: Improve low-performing schools</p> <p>- ESF Levers: Lever 3: Positive School Culture</p> <p>Funding Sources: Motivation prizes, brag tags, - Title One School-wide - \$500</p>	Formative			Summative
	Oct	Jan	Mar	May

Strategy 2 Details	Reviews			
<p>Strategy 2: Character ED lessons will be rolled out to students two times a month 45 minutes each lesson by the counselor.</p> <p>Strategy's Expected Result/Impact: Self regulation Positive Relationships among All Problem Solving Skills</p> <p>Staff Responsible for Monitoring: Teachers Counselor</p> <p>Title I: 2.6</p> <p>- TEA Priorities: Improve low-performing schools</p> <p>- ESF Levers: Lever 3: Positive School Culture</p>	Formative			Summative
	Oct	Jan	Mar	May
<div style="display: flex; justify-content: space-around; align-items: center;"> <div style="text-align: center;">  No Progress </div> <div style="text-align: center;">  Accomplished </div> <div style="text-align: center;">  Continue/Modify </div> <div style="text-align: center;">  Discontinue </div> </div>				

Board Goal 3: Through foundational excellence, talent development and the learning journey, the percentage of high school graduates considered College, Career or Military ready will increase from 56% to 65% by May 2025.





Performance Objective 3: Student daily attendance will increase from 92.4% to 95%.

Indicators of Success:

Attendance - % of student daily attendance - 2024 Goal: 95%, School Connectedness - The belief held by students that adults and peers in the school care about their learning as well as about them as individuals - 2024 Goal: 63%

Evaluation Data Sources: Monthly Attendance Dashboard

Strategy 1 Details	Reviews			
<p>Strategy 1: Grade level teachers will contact parents at two absences a month and document in Eduphoria on Contact form.</p> <p>Strategy's Expected Result/Impact: Increase attendance to 95%</p> <p>Staff Responsible for Monitoring: Teachers Counselor CIS Assistant Principal Principal</p> <p>Title I: 2.6 - TEA Priorities: Connect high school to career and college, Improve low-performing schools - ESF Levers: Lever 1: Strong School Leadership and Planning, Lever 3: Positive School Culture</p>	Formative			Summative
	Oct	Jan	Mar	May

Strategy 2 Details	Reviews			
<p>Strategy 2: Teachers will hold attendance celebrations for students meeting 100% attendance.</p> <p>Strategy's Expected Result/Impact: 95% attendance EOY rate</p> <p>Staff Responsible for Monitoring: Teachers Grade level Attendance Liaisons Counselor CIS Principals</p> <p>Title I: 2.5, 2.6</p> <p>- TEA Priorities: Improve low-performing schools</p> <p>- ESF Levers: Lever 3: Positive School Culture</p> <p>Funding Sources: Attendance Incentives - Title One School-wide - \$2,000</p>	Formative			Summative
	Oct	Jan	Mar	May
<div style="display: flex; justify-content: space-around; align-items: center;"> <div style="text-align: center;">  No Progress </div> <div style="text-align: center;">  Accomplished </div> <div style="text-align: center;">  Continue/Modify </div> <div style="text-align: center;">  Discontinue </div> </div>				