

# Data Review 2024-2025

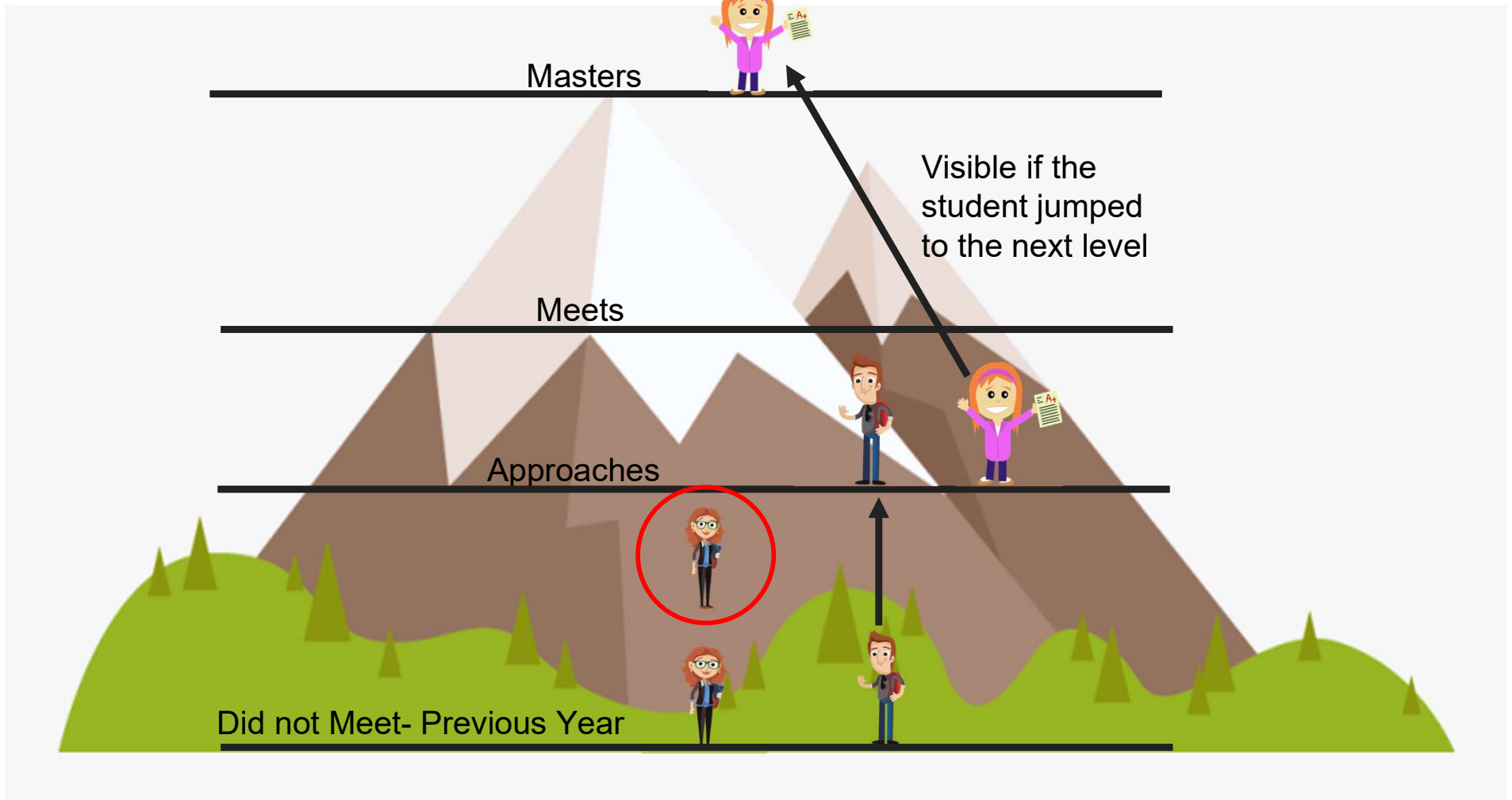


**Curriculum & Instruction**

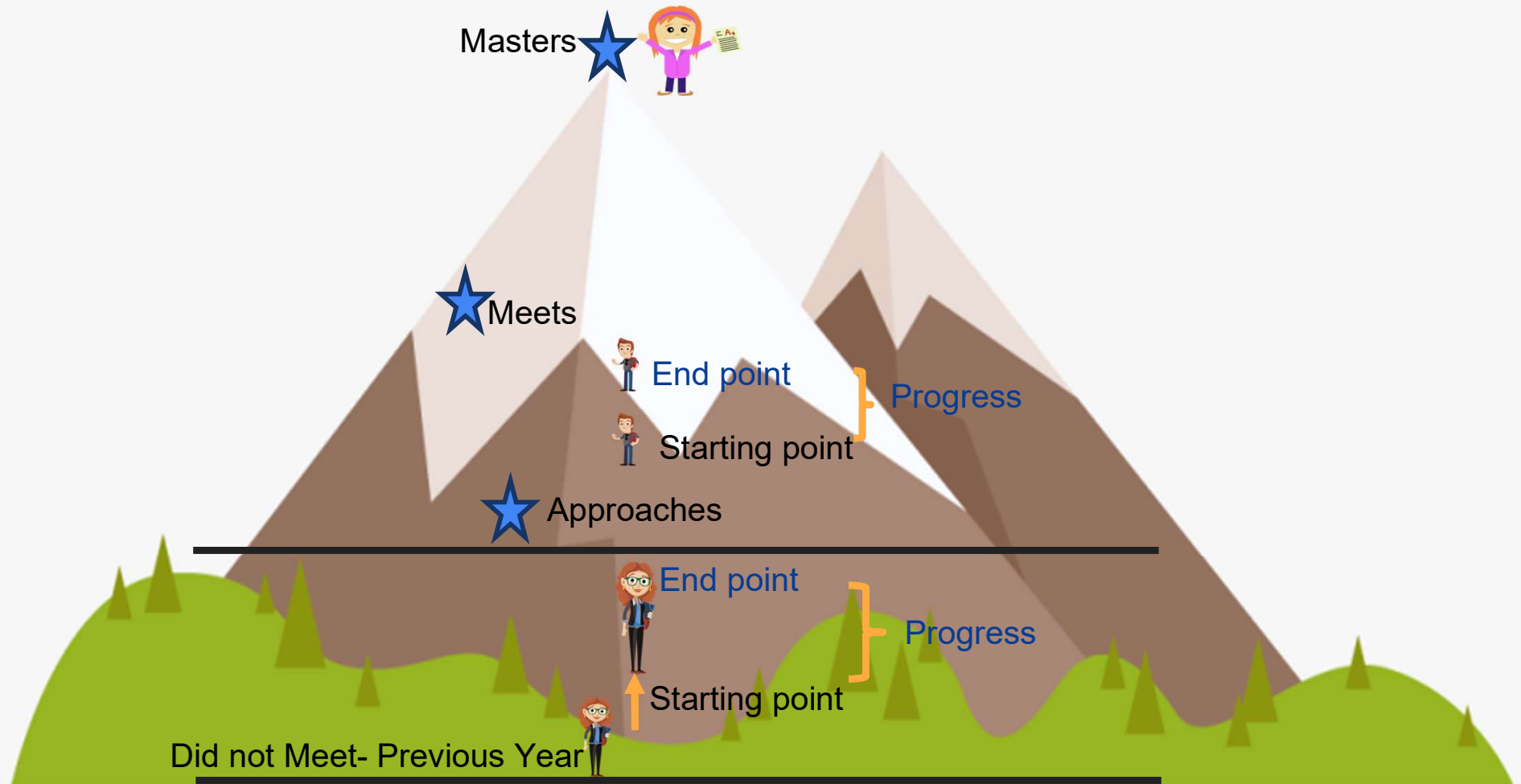
## Domains I and II of Accountability

- Domain 1: Student Achievement looks at how well students performed—essentially the raw score or performance level (Did they reach Meets or Masters?).
- Domain 2: Student Progress evaluates how much students improved compared to the prior year, even if they didn't move to a higher performance level.

# The Mountain Analogy – Domain I



# The Mountain Analogy – Domain I

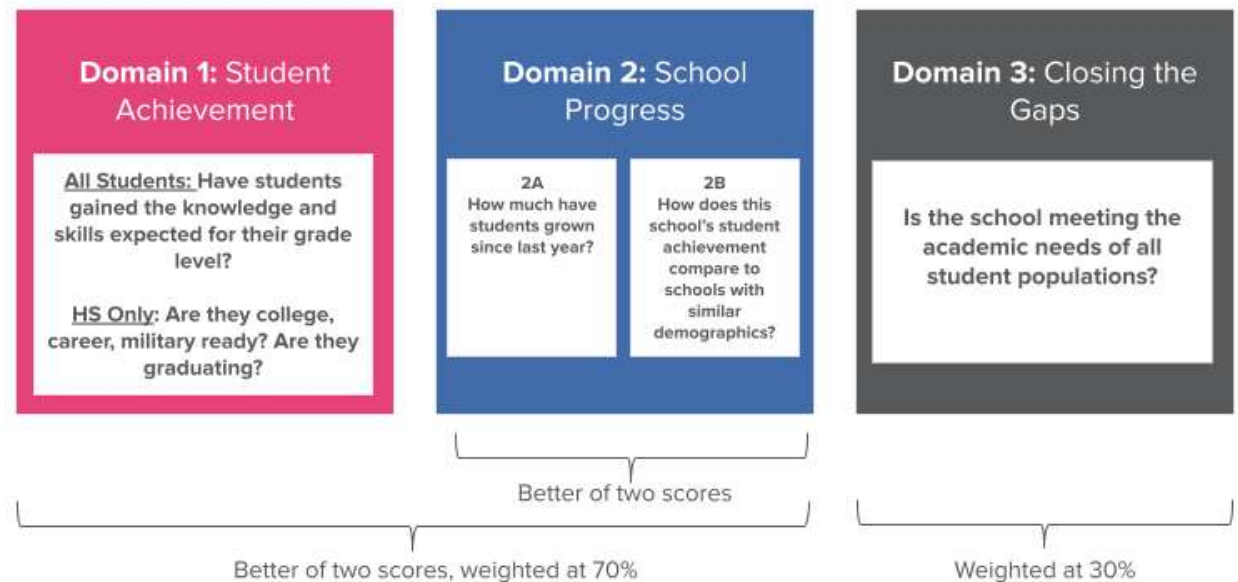


# Accountability Notes

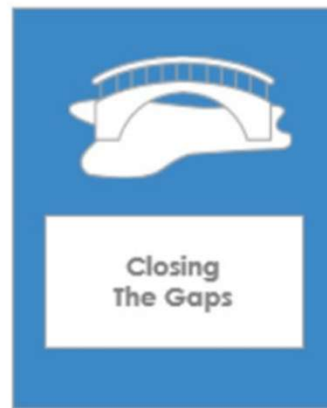


## Calculating TEA Accountability Ratings - Campus

The TEA Accountability Rating System gives each campus an A-F Rating. This takes into account three domains, and by design, allows ratings to be computed using the highest subscores.



# Accountability Notes



All Students



Continuously Enrolled  
and Mobile



Race/Ethnicity



English  
Learners (ELs)



Special Education



Economically  
Disadvantaged



# Accountability Notes



## **Domain 1: Student Achievement**

Measures how much students know and are able to do by the end of the school year.

Evaluates performance across all subjects for all students on both general and alternate assessments.

For high schools or districts with graduating seniors, it also considers College, Career, and Military Readiness (CCMR) indicators and graduation rates.

The results are averaged and compared to a standard that is comparable to the percentage of students achieving the Meets Grade Level standard.

# Accountability Notes

## Domain 2: School Progress

Assesses performance in two key areas: student academic growth and achievement relative to economically similar campuses.

Part A: Academic Growth measures whether students made at least one year of academic growth from the prior year to the current year using STAAR results for reading and math.

Part B: Relative Performance compares a school's performance to other schools with similar grade levels and economically disadvantaged populations.

Best of



70%

# Student Achievement

| Test  | SEISD Summary Reports 24-25 |       |         | Region Texas Assessment Report 24-25 |       |         |
|---|-----------------------------|-------|---------|--------------------------------------|-------|---------|
|   | Approaches                  | Meets | Masters | Approaches                           | Meets | Masters |
| Grade 3 Reading Language Arts English Alarcon | 76%                         | 32%   | 4%      | 81%                                  | 55%   | 23%     |
| Grade 3 Mathematics English Alarcon           | 66%                         | 28%   | 2%      | 74%                                  | 45%   | 16%     |
| Grade 3 Reading Language Arts Spanish Alarcon | 63%                         | 32%   | 5%      | 58%                                  | 24%   | 11%     |
| Grade 3 Mathematics Spanish Alarcon           | 29%                         | 29%   | 0%      | 63%                                  | 32%   | 11%     |
| Grade 3 Reading Language Arts English Borrego | 68%                         | 39%   | 7%      | 81%                                  | 55%   | 23%     |
| Grade 3 Mathematics English Borrego           | 55%                         | 25%   | 4%      | 74%                                  | 45%   | 16%     |
| Grade 3 Reading Language Arts Spanish Borrego | 40%                         | 10%   | 4%      | 58%                                  | 24%   | 11%     |
| Grade 3 Mathematics Spanish Borrego           | 38%                         | 11%   | 3%      | 63%                                  | 32%   | 11%     |
| Grade 4 Reading Language Arts English Alarcon | 92%                         | 43%   | 14%     | 85%                                  | 58%   | 24%     |
| Grade 4 Mathematics English Alarcon           | 57%                         | 33%   | 8%      | 74%                                  | 50%   | 24%     |
| Grade 4 Reading Language Arts Spanish Alarcon | 32%                         | 16%   | 0%      | 61%                                  | 42%   | 14%     |
| Grade 4 Mathematics Spanish Alarcon           | 38%                         | 0%    | 0%      | 59%                                  | 34%   | 13%     |
| Grade 4 Reading Language Arts English Borrego | 71%                         | 32%   | 6%      | 85%                                  | 58%   | 24%     |
| Grade 4 Mathematics English Borrego           | 59%                         | 32%   | 13%     | 74%                                  | 50%   | 24%     |
| Grade 4 Reading Language Arts Spanish Borrego | 50%                         | 36%   | 11%     | 61%                                  | 42%   | 14%     |
| Grade 4 Mathematics Spanish Borrego           | 22%                         | 13%   | 0%      | 59%                                  | 34%   | 13%     |
| Grade 5 Reading Language Arts English Alarcon | 53%                         | 36%   | 15%     | 80%                                  | 61%   | 30%     |
| Grade 5 Mathematics English Alarcon           | 69%                         | 30%   | 4%      | 79%                                  | 50%   | 21%     |
| Grade 5 Science English Alarcon               | 41%                         | 9%    | 4%      | 67%                                  | 28%   | 10%     |
| Grade 5 Reading Language Arts Spanish Alarcon | 92%                         | 50%   | 8%      | 72%                                  | 39%   | 14%     |
| Grade 5 Mathematics Spanish Alarcon           |                             |       |         | 60%                                  | 28%   | 6%      |
| Grade 5 Science Spanish Alarcon               | 44%                         | 0%    | 0%      | 38%                                  | 7%    | 1%      |

-3rd and 5th grade (Alarcon) RLA Spanish scores are above regional scores

-4th grade (Alarcon) RLA English scores are above regional scores

-5th Grade (Alarcon) Science Spanish scores above the region

# Student Achievement

| Test  | SEISD Summary Reports 24-25 |       |         | Region Texas Assessment Report 24-25 |       |         |
|---|-----------------------------|-------|---------|--------------------------------------|-------|---------|
|   | Approaches                  | Meets | Masters | Approaches                           | Meets | Masters |
| Grade 5 Reading Language Arts English Borrego | 67%                         | 54%   | 21%     | 80%                                  | 61%   | 30%     |
| Grade 5 Mathematics English Borrego           | 60%                         | 28%   | 9%      | 79%                                  | 50%   | 21%     |
| Grade 5 Science English Borrego               | 50%                         | 13%   | 4%      | 67%                                  | 28%   | 10%     |
| Grade 5 Reading Language Arts Spanish Borrego | 78%                         | 39%   | 4%      | 72%                                  | 39%   | 14%     |
| Grade 5 Mathematics Spanish Borrego           | 31%                         | 15%   | 0%      | 60%                                  | 28%   | 6%      |
| Grade 5 Science Spanish Borrego               | 44%                         | 6%    | 0%      | 38%                                  | 7%    | 1%      |
| Grade 6 Reading Language Arts Alarcon         | 72%                         | 37%   | 15%     | 75%                                  | 53%   | 25%     |
| Grade 6 Mathematics Alarcon                   | 83%                         | 43%   | 11%     | 75%                                  | 36%   | 12%     |
| Grade 6 Reading Language Arts Borrego         | 64%                         | 38%   | 14%     | 75%                                  | 53%   | 25%     |
| Grade 6 Mathematics Borrego                   | 80%                         | 49%   | 18%     | 75%                                  | 36%   | 12%     |
| Grade 7 Reading Language Arts                 | 69%                         | 36%   | 9%      | 75%                                  | 52%   | 24%     |
| Grade 7 Mathematics                           | 43%                         | 14%   | 2%      | 49%                                  | 23%   | 4%      |
| Grade 8 Reading Language Arts                 | 74%                         | 42%   | 17%     | 81%                                  | 56%   | 28%     |
| Grade 8 Mathematics                           | 72%                         | 42%   | 9%      | 71%                                  | 44%   | 14%     |
| Grade 8 Social Studies                        | 48%                         | 13%   | 4%      | 55%                                  | 26%   | 12%     |
| Grade 8 Science                               | 64%                         | 32%   | 9%      | 75%                                  | 47%   | 15%     |
| Algebra I First-Time Tested Students          | 78%                         | 42%   | 26%     | 84%                                  | 54%   | 31%     |
| Biology First Time Tested Students            | 88%                         | 51%   | 7%      | 91%                                  | 89%   | 14%     |
| English I First-Time Tested Students          | 61%                         | 41%   | 7%      | 64%                                  | 48%   | 12%     |
| English II First-Time Tested Students         | 63%                         | 43%   | 2%      | 70%                                  | 54%   | 6%      |
| US History First-Time Tested Students         | 93%                         | 50%   | 15%     | 95%                                  | 68%   | 34%     |

-5th grade (Borrego) RLA Spanish scores are above regional scores

-5th grade (Borrego) Science Spanish scores are above regional scores

-6th Grade (Alarcon and Borrego) Math scores above the region

-8<sup>th</sup> Grade scores above the region

# School Progress - A

Red = No Growth  
Blue/Green = Growth

-Comparing students  
who tested in 2024 to  
2025 (RLA/Math)

Source: Lead4ward  
Accountability  
Connect Growth  
Table in Frontline -  
OnData Suite

| Annual Growth |                                | STAAR 2025                    |                                |                            |                             |                   |                     | Total |
|---------------|--------------------------------|-------------------------------|--------------------------------|----------------------------|-----------------------------|-------------------|---------------------|-------|
|               |                                | Low Does Not Meet Grade Level | High Does Not Meet Grade Level | Low Approaches Grade Level | High Approaches Grade Level | Meets Grade Level | Masters Grade Level |       |
| STAAR 2024    | Low Does Not Meet Grade Level  | 53                            | 33                             | 4                          | 2                           | 0                 | 0                   | 92    |
|               | High Does Not Meet Grade Level | 25                            | 42                             | 25                         | 15                          | 7                 | 0                   | 114   |
|               | Low Approaches Grade Level     | 10                            | 17                             | 19                         | 17                          | 18                | 1                   | 82    |
|               | High Approaches Grade Level    | 2                             | 15                             | 15                         | 18                          | 24                | 1                   | 75    |
|               | Meets Grade Level              | 1                             | 3                              | 13                         | 26                          | 131               | 11                  | 185   |
|               | Masters Grade Level            | 0                             | 0                              | 0                          | 0                           | 24                | 15                  | 39    |
|               | Total                          | 91                            | 110                            | 76                         | 78                          | 204               | 28                  | 587   |

# School Progress - A

## Annual Growth Summary

|  | # Test | Points |
|--|--------|--------|
| Tests Earning 0.0 points               | 204    | 0      |
| Tests earning 0.5 points               | 79     | 39.5   |
| Tests Earning 1.0 point                | 304    | 304    |
| Annual Growth Total Points Earned (A)  |        | 343.5  |
| # of Tests Included in Calculation (C) |        | 587    |
| Annual Growth Score                    |        | 59     |

## San Elizario HS

383 tests out of 587 = 65% of tests showed growth

(Can only show comparison when a test the previous year is taken and data is available)



## Annual Growth Summary

|  | # Test | Points |
|--|--------|--------|
| Tests Earning 0.0 points               | 28     | 0      |
| Tests earning 0.5 points               | 39     | 19.5   |
| Tests Earning 1.0 point                | 67     | 67     |
| Annual Growth Total Points Earned (A)  |        | 86.5   |
| # of Tests Included in Calculation (C) |        | 134    |
| Annual Growth Score                    |        | 65     |

**Math 106 tests out of 134 = 79% of tests showed growth**

## Annual Growth Summary

|  | # Test | Points |
|--|--------|--------|
| Tests Earning 0.0 points               | 176    | 0      |
| Tests earning 0.5 points               | 40     | 20     |
| Tests Earning 1.0 point                | 237    | 237    |
| Annual Growth Total Points Earned (A)  |        | 257    |
| # of Tests Included in Calculation (C) |        | 453    |
| Annual Growth Score                    |        | 57     |

**RLA 277 tests out of 453 = 61% of tests showed growth**

# School Progress - A

## GEMS

524 tests out of 762 = 68% of tests showed growth



-Growth Score is when you take the total points divided by the Number of Tests

| Annual Growth Summary                  |        |        |
|--|--------|--------|
|  | # Test | Points |
| Tests Earning 0.0 points               | 238    | 0      |
| Tests earning 0.5 points               | 91     | 45.5   |
| Tests Earning 1.0 point                | 433    | 433    |
| Annual Growth Total Points Earned (A)  |        | 478.5  |
| # of Tests Included in Calculation (C) |        | 762    |
| Annual Growth Score                    |        | 63     |

| Annual Growth Summary                  |        |        |
|--|--------|--------|
|  | # Test | Points |
| Tests Earning 0.0 points               | 122    | 0      |
| Tests earning 0.5 points               | 45     | 22.5   |
| Tests Earning 1.0 point                | 214    | 214    |
| Annual Growth Total Points Earned (A)  |        | 236.5  |
| # of Tests Included in Calculation (C) |        | 381    |
| Annual Growth Score                    |        | 62     |

**Math 259 tests out of 381 = 68% of tests showed growth**

| Annual Growth Summary                  |        |        |
|--|--------|--------|
|  | # Test | Points |
| Tests Earning 0.0 points               | 116    | 0      |
| Tests earning 0.5 points               | 46     | 23     |
| Tests Earning 1.0 point                | 219    | 219    |
| Annual Growth Total Points Earned (A)  |        | 242    |
| # of Tests Included in Calculation (C) |        | 381    |
| Annual Growth Score                    |        | 64     |

**RLA 265 tests out of 381 = 70% of tests showed growth**

# School Progress - A

## Annual Growth Summary

|  | # Test | Points |
|--|--------|--------|
| Tests Earning 0.0 points               | 134    | 0      |
| Tests earning 0.5 points               | 72     | 36     |
| Tests Earning 1.0 point                | 221    | 221    |
| Annual Growth Total Points Earned (A)  |        | 257    |
| # of Tests Included in Calculation (C) |        | 427    |
| Annual Growth Score                    |        | 60     |

**L G Alarcon EL**

293 tests out of 687 = 69% of tests showed growth



## Annual Growth Summary

|  | # Test | Points |
|--|--------|--------|
| Tests Earning 0.0 points               | 69     | 0      |
| Tests earning 0.5 points               | 37     | 18.5   |
| Tests Earning 1.0 point                | 107    | 107    |
| Annual Growth Total Points Earned (A)  |        | 125.5  |
| # of Tests Included in Calculation (C) |        | 213    |
| Annual Growth Score                    |        | 59     |

**Math 144 tests out of 213 = 68% of tests showed growth**


## Annual Growth Summary

|  | # Test | Points |
|--|--------|--------|
| Tests Earning 0.0 points               | 69     | 0      |
| Tests earning 0.5 points               | 33     | 16.5   |
| Tests Earning 1.0 point                | 112    | 112    |
| Annual Growth Total Points Earned (A)  |        | 128.5  |
| # of Tests Included in Calculation (C) |        | 214    |
| Annual Growth Score                    |        | 60     |

**RLA 145 tests out of 381 = 68% of tests showed growth**

# School Progress - A

**Alfonso Borrego Sr. EL**

485 tests out of 690 = 70% of tests showed growth 

| Annual Growth Summary                  |        |        |
|--|--------|--------|
|  | # Test | Points |
| Tests Earning 0.0 points               | 205    | 0      |
| Tests earning 0.5 points               | 89     | 44.5   |
| Tests Earning 1.0 point                | 396    | 396    |
| Annual Growth Total Points Earned (A)  |        | 440.5  |
| # of Tests Included in Calculation (C) |        | 690    |
| Annual Growth Score                    |        | 64     |

| Annual Growth Summary                  |        |        |
|--|--------|--------|
|  | # Test | Points |
| Tests Earning 0.0 points               | 89     | 0      |
| Tests earning 0.5 points               | 50     | 25     |
| Tests Earning 1.0 point                | 205    | 205    |
| Annual Growth Total Points Earned (A)  |        | 230    |
| # of Tests Included in Calculation (C) |        | 344    |
| Annual Growth Score                    |        | 67     |

**Math 255 tests out of 344 = 74% of tests showed growth**

| Annual Growth Summary                  |        |        |
|--|--------|--------|
|  | # Test | Points |
| Tests Earning 0.0 points               | 116    | 0      |
| Tests earning 0.5 points               | 39     | 19.5   |
| Tests Earning 1.0 point                | 191    | 191    |
| Annual Growth Total Points Earned (A)  |        | 210.5  |
| # of Tests Included in Calculation (C) |        | 346    |
| Annual Growth Score                    |        | 61     |

**RLA 230 tests out of 346 = 66% of tests showed growth**

# School Progress - A

| Annual Growth Summary                  |        |        |
|--|--------|--------|
|  | # Test | Points |
| Tests Earning 0.0 points               | 785    | 0      |
| Tests earning 0.5 points               | 329    | 164.5  |
| Tests Earning 1.0 point                | 1352   | 1352   |
| Annual Growth Total Points Earned (A)  |        | 1516.5 |
| # of Tests Included in Calculation (C) |        | 2466   |
| Annual Growth Score                    |        | 61     |

## SEISD

1681 tests out of 2466 = 68% of tests showed growth

Numbers include Math/RLA Test Grades 4th,5th, 6th, 7th, 8th, 9th

| Annual Growth Summary                  |        |        |
|--|--------|--------|
|  | # Test | Points |
| Tests Earning 0.0 points               | 308    | 0      |
| Tests earning 0.5 points               | 171    | 85.5   |
| Tests Earning 1.0 point                | 593    | 593    |
| Annual Growth Total Points Earned (A)  |        | 678.5  |
| # of Tests Included in Calculation (C) |        | 1072   |
| Annual Growth Score                    |        | 63     |

**Math 764 tests out of 1072 = 71% of tests showed growth**

| Annual Growth Summary                  |        |        |
|--|--------|--------|
|  | # Test | Points |
| Tests Earning 0.0 points               | 477    | 0      |
| Tests earning 0.5 points               | 158    | 79     |
| Tests Earning 1.0 point                | 759    | 759    |
| Annual Growth Total Points Earned (A)  |        | 838    |
| # of Tests Included in Calculation (C) |        | 1394   |
| Annual Growth Score                    |        | 60     |

**RLA 917 tests out of 1394 = 66% of tests showed growth**

# Loya Data/Targets

2026 CIRCLE Targets—PK3/PK4 Loya

| Grade Level/Test                               | 2025 Overall Score                  | 2026 Target Score  |
|--|-------------------------------------|--|
| <b>PK3 Pre-reading (Teacher Created Asses)</b> | On track=90% (M), 90% (Dual)        | PK3 will be taking the CIRCLE assessment   |
|  | Need monitoring=90% (M), 90% (Dual) | this year for the first time. They will be   |
|  | Needs support=90% (M), 90% (Dual)   | assessed BOY, MOY & EOY. There will be concepts not tested or scored due to their DOB range. Target score will be determined after the MOY assessment. |
| <b>PK4 Pre-reading (EOY CIRCLE)</b>            | On track=97% (M), 87% (Dual)=       | Target combination score 93% EOY 2026  |
|  | Need monitoring= 0% (M), 0% (Dual)  |  |
|  | Needs support=3% (M), 13% (Dual)    |  |
| <b>PK3 Pre-math (Teacher Created Asses)</b>    | On track=90% (M), 81% (Dual)        | PK3 will be taking the CIRCLE assessment   |
|  | Need monitoring= 0% (M), 0% (Dual)  | this year for the first time. They will be   |
|  | Needs support=10%(M), 19% (Dual)    | assessed BOY, MOY & EOY. There will be concepts not tested or scored due to their DOB range. Target score will be determined after the MOY assessment. |
| <b>PK4 Pre-math (EOY CIRCLE)</b>               | On track=100% (M), 85% (Dual)       | Target combination score 88% EOY 2026<br>This school year our dual language students will test only in English at each benchmark wave.                 |
|  | Need monitoring=0% (M), 0% (Dual)   |  |
|  | Needs support=0% (M), 15% (Dual)    |  |

- All campuses and grade levels have Target goals established for 2026.
- PK4 EOY Circle Reading target is 93%
- PK4 EOY Circle Math Target is 88%
- PK3 will be using Circle Assessment (First year)

# Sambrano Data Targets

2026 Targets—Sambrano Grades K-2

| Grade/Test   | 2025 Overall Score |           | 2026 Target Score |           |
|--|--------------------|-----------|-------------------|-----------|
|  | ENGLISH            | SPANISH   | ENGLISH           | SPANISH   |
| <b>K Reading</b><br><u>mCLASS</u>                              | WBBM— 55%          | WBBM— 25% | WBBM— 20%         | WBBM— 20% |
|  | BBM— 11%           | BBM— 9%   | BBM— 20%          | BBM— 20%  |
|  | BM— 20%            | BM— 41%   | BM— 40%           | BM— 40%   |
|  | ABM— 14%           | ABM— 25%  | ABM— 20%          | ABM— 20%  |
| <b>1<sup>st</sup> Reading</b><br><u>mCLASS</u>                 | WBBM— 47%          | WBBM—46%  | WBBM— 25%         | WBBM— 25% |
|  | BBM— 15%           | BBM— 9%   | BBM— 15%          | BBM— 15%  |
|  | BM— 19%            | BM— 25%   | BM— 40%           | BM— 40%   |
|  | ABM— 19%           | ABM— 20%  | ABM— 20%          | ABM— 20%  |
| <b>2<sup>nd</sup> Reading</b><br><u>mCLASS</u>                 | WBBM— 39%          | WBBM— 21% | WBBM—15%          | WBBM—15%  |
|  | BBM— 18%           | BBM— 16%  | BBM— 25%          | BBM— 25%  |
|  | BM— 23%            | BM— 37%   | BM— 40%           | BM— 40%   |
|  | ABM— 20%           | ABM— 26%  | ABM— 20%          | ABM— 20%  |
| <b>K, 1, 2 Math</b><br><b>TBD</b><br>due to new<br>assessments |                    |           |                   |           |
|  |                    |           |                   |           |
|  |                    |           |                   |           |

Key: WBBM=well below benchmark; BBM=below benchmark; BM=at benchmark; ABM=above benchmark

-Using mCLASS to track student growth.

-Closing the gap from those entering Kinder who are **not** coming from Loya Primary

-Goal/target is to increase the number of Reading students who are **at benchmark** or above benchmark, focusing on individual student growth for 2026

-MATH test would be the first year using, with no previous data points

# Board Goals 25-26

## Student Outcome Goal 1 (HB 3; 5-year Goal)

- The percentage of all 3<sup>rd</sup> grade students that score at the Approaches level on STAAR mathematics will increase from 58% in June 2022 to  $\geq 85\%$  by June 2028.

### Goal 1 Annual Targets

| 2023                             | 2024  | 2025                      | 2026 | 2027 | 2028 |
|----------------------------------|---|---------------------------|------|------|------|
| 64%<br>(Target met! Actual: 70%) | 69%<br>(Since we already exceeded 69% in 2023, we hope to reach 75% in 2024). | 73%<br>Preliminary<br>54% | 77%  | 81%  | 85%  |

## Student Outcome Goal 2 (HB 3; 5-year Goal)

The percentage of 3<sup>rd</sup> grade students that score at the Approaches level on STAAR reading will increase from 57% in June 2022 to  $\geq 80\%$  by June 2028.

### Goal 2 Annual Targets:

| 2023                             | 2024   | 2025                      | 2026 | 2027 | 2028 |
|----------------------------------|--|---------------------------|------|------|------|
| 60%<br>(Target met! Actual: 64%) | 64%<br>(Since we already reached 64% in 2023, we hope to reach 69% in 2024). | 68%<br>Preliminary<br>64% | 72%  | 76%  | 80%  |

# Adjustments/Support

**“ We are what we do. Excellence, then, is not an act but a habit.”**



SAN ELIZARIO INDEPENDENT SCHOOL DISTRICT  
A Proud Community of Champions – Soaring to Excellence



Coaching Model

District Lesson Plan

## Lesson Plan Template Reference Guide

| Subject                       | Grade Level  | Lesson Plan Source                                 | Note-Taking Document   |
|-------------------------------|--|--|--|
| Mathematics                   | K-8, Algebra 1, Algebra 2, Geometry                            | HQIM's Bluebonnet Lesson Plan-TE                   | BB-Mathematics Lesson Internalization <a href="#">note catcher/protocol/observation tool</a> |
| Mathematics                   | Pre-Cal/Cal  | Agile Minds- Lesson Plan TE                        | Mathematics Lesson Internalization note catcher/ <a href="#">protocol</a> /observation tool  |
| RLA                           | K-6  | HQIM HMH Lesson Plan TE/TEK Resource System (TCMP) | <a href="#">District Lesson Plan Template Sample 4th</a>                                     |
| RLA                           | 7 <sup>th</sup> -12 <sup>th</sup>                              | HQIM SAVVAS Lesson Plan TE                         | <a href="#">Internalization</a>  |
| Science                       | K-6  | HQIM McGraw Hill - TE                              | 50-Minute Lesson Internalization <a href="#">note catcher/ protocol</a>                      |
| Science                       | 7 <sup>th</sup> -8 <sup>th</sup> , Biology, Chemistry, Physics | HQIM SAVVAS- Lesson Plan TE                        | Science Lesson Internalization note catcher/ <a href="#">Protocol</a>                        |
| Social Studies                | K-12   | Co-Support Plan Resources                          | <a href="#">District Lesson Plan Template</a>  |
| Math, RLA, SS, Science        | Pre-K3/PreK4   | Co-Support Plan Resources                          | Google Slide (Campus)  |
| Physical Education /Fine Arts | K-12   |  | District Lesson Plan Template  |
| CTE                           | K-12   |  | District Lesson Plan Template  |



## Reading Language Arts Lesson Internalization Protocol

### Step 1: Understand the Lesson Purpose and Objectives (12 minutes)

|  |  |
|--|--|
| What is the topic and essential question of this unit?                                   |  |
| What are the major skills and concepts assessed at the end of this unit?                 |  |
| What/how are students expected to write as their culminating writing task for this unit? |  |
| Which unit texts are essential for students to deeply read and understand?               |  |
| In your own words, why is this content worthwhile for students to explore?               |  |
| *AVID Connection   |  |

### Step 2: Understand the Sequence and Pacing of Activities (10 minutes)

|   |  |
|---|--|
| How much time is suggested for each part of the lesson?                               |  |
| Where should I provide modeling, scaffolding, or guided practice?                     |  |
| How can I integrate structured collaboration/lab tasks to support students' thinking? |  |
| *AVID Connection  |  |

Teacher Shared Folder

# Adjustments/Support

**Sambrano**

**Sambrano/Alarcon**

**Early Release:  
Sambrano/Alarcon**

**Instructional Specialists**

| Month     | Date       | Type   | Campus                               |
|-----------|------------|--|--------------------------------------|
| July      | 7/17/2025  | RBIS Training for 3rd grade (Borrego), 4th, and 5th    | Borrego 3rd - 5th/ Alarcon 4th & 5th |
| August    | 8/8/2025   | Math RBIS 1-2- (15 teachers/K-1) Half Day              | Sambrano- 15 Selected K-1 teachers   |
| August    | 8/8/2025   | Math RBIS 1 & 2- (15 teachers/K-1) Half Day            | Sambrano- 15 Selected K-1 teachers   |
| September | 9/2/2025   | BB Elementary Math Observation and Feedback 8:30-11:30 | All                                  |
| September | 9/9/2025   | Co-Observations  | Alarcon                              |
| September | 9/12/2025  | Math RBIS #1 & #2 (15 teachers) Half Day               | Sambrano- 15 Teachers & Alarcon 3    |
| September | 9/16/2025  | Co-Observation #1-Full Day                             | Sambrano                             |
| September | 9/17/2025  | Co-Observation #1-Full Day                             | Borrego                              |
| September | 9/26/2025  | K-5 Math RBIS 3 & 4 for K-3-Half Day PM                | Sambrano and Alarcon 3rd             |
| October   | 10/22/2025 | PLC/PD: Lesson Internalization                         | Alarcon                              |
| October   | 10/23/2025 | PLC/PD: Lesson Internalization                         | Sambrano                             |
| October   | 10/24/2025 | PLC/PD: Lesson Internalization                         | Borrego                              |
| November  | 11/5/2025  | BB Elementary IS Training: RDW Problem Solving TOT     | All ISs- Administrators are welcomed |
| November  | 11/19/2025 | BB Elementary PLC/PD: Lesson Internalization           | Alarcon                              |
| November  | 11/20/2025 | BB Elementary PLC/PD: Lesson Internalization           | Sambrano                             |
| November  | 11/21/2025 | BB Elementary PLC/PD: Lesson Internalization           | Borrego                              |
| January   | 1/13/2026  | Co-Observation #2                                      | Sambrano                             |
| January   | 1/20/2026  | Co-Observation #2                                      | Alarcon                              |
| January   | 1/21/2026  | Co-Observation #2                                      | Borrego                              |
| February  | 2/5/2026   | BB Math PLC: Student Work Analysis                     | Sambrano                             |
| February  | 2/6/2026   | BB Math PLC: Student Work Analysis                     | Borrego                              |
| February  | 2/18/2026  | BB Math PLC: Student Work Analysis                     | Alarcon                              |
| March     | 3/4/2025   | BB Math PLC Application: Student Work Analsis          | Alarcon                              |
| March     | 3/5/2025   | BB Math PLC Application: Student Work Analsis          | Sambrano                             |
| March     | 3/6/2026   | BB Math PLC Application: Student Work Analsis          | Borrego                              |

# Preliminary Accountability Scores

|  |     |              |              |            | Domain I   |                      |                    |                     | Domain II-A                |  |                    |                     | Domain II-B                |                      |  |                     | Domain III  |                      |                    |                                     | Overall            |
|--|-----|--------------|--------------|------------|--|----------------------|--------------------|---------------------|----------------------------|--|--------------------|---------------------|----------------------------|----------------------|--|---------------------|---|----------------------|--------------------|-------------------------------------|--------------------|
| Campus   | AEA | %Econ Disadv | Gr 3-12 Enr. | Total Enr. | Gr 3-12 Enr.   | Proportional Weight* | Campus Scale Score | Proportional Points | Gr 3-12 Enr.               | Proportional Weight*   | Campus Scale Score | Proportional Points | Gr 3-12 Enr.               | Proportional Weight* | Campus Scale Score   | Proportional Points | Gr 3-12 Enr.  | Proportional Weight* | Campus Scale Score | Proportional Points                 | Campus Scale Score |
| (071904001) San Elizario H S                                     | N   | 95.1         | 984          | 984        | 984  | 44.7                 | 68                 | 30.396              | 984                        | 44.7   | 59                 | 26.373              | 984                        | 44.7                 | 76   | 33.972              | 984   | 44.7                 | 68                 | 30.396                              | 69**               |
| (071904041) Ann M Garcia-Enriquez Middle                         | N   | 92.9         | 408          | 408        | 408  | 18.6                 | 71                 | 13.206              | 408                        | 18.6   | 79                 | 14.694              | 408                        | 18.6                 | 82   | 15.252              | 408   | 18.6                 | 91                 | 16.926                              | 85                 |
| (071904101) L G Alarcon EL                                       | N   | 87.2         | 297          | 297        | 297  | 13.5                 | 60                 | 8.100               | 297                        | 13.5   | 69                 | 9.315               | 297                        | 13.5                 | 66   | 8.910               | 297   | 13.5                 | 63                 | 8.505                               | 67                 |
| (071904104) Alfonso Borrego Sr EL                                | N   | 88.4         | 510          | 510        | 510  | 23.2                 | 60                 | 13.920              | 510                        | 23.2   | 75                 | 17.400              | 510                        | 23.2                 | 66   | 15.312              | 510   | 23.2                 | 74                 | 17.168                              | 75                 |
| DISTRICT TOTAL - (071904) San Elizario ISD                       |     |              |              |            | 2,199  | 100.0                |                    | 66                  | 2,199                      | 100.0  |                    | 68                  | 2,199                      | 100.0                |  | 73                  | 2,199   | 100.0                |                    | 73                                  |                    |
| District's 2025 Domain Scores<br>Based on Proportional Weighting |     |              |              |            | District Domain I Score  |                      |                    |                     | District Domain II-A Score |  |                    |                     | District Domain II-B Score |                      |  |                     | District Domain III Score   |                      |                    |                                     | 73                 |
|  |     |              |              |            | (Campus got 89 if District's D2 score <60 or 4 or 1 any campus D1 score <70 or any AEA D1 score <50) |                      |                    |                     |                            |  |                    |                     |                            |                      |  |                     | (Capped at 89 if any campus D3 score <70 or any AEA D3 score <60) |                      |                    |                                     |                    |
|  |     |              |              |            | 66   |                      |                    |                     | 68                         |  |                    |                     | 73                         |                      |  |                     | 73  |                      |                    |                                     |                    |
|  |     |              |              |            |  |                      |                    |                     |                            | 70% of District Rating (Better of Domain I or Domain II)   |                    |                     |                            |                      |  |                     | 73  | x .70                | 51.4               |                                     |                    |
|  |     |              |              |            |  |                      |                    |                     |                            | NOTE: The District's Domain I score is capped at 89 if the district's D2-A or D2-B score <60 or if any campus Domain II score <70 or AEA Domain II score <60 |                    |                     |                            |                      |  |                     |   |                      |                    |                                     |                    |
|  |     |              |              |            |  |                      |                    |                     |                            |  |                    |                     |                            |                      |  |                     |   |                      |                    | 30% of District Rating (Domain III) |                    |
|  |     |              |              |            |  |                      |                    |                     |                            |  |                    |                     |                            |                      | District's 2025 Overall Score  |                     |   |                      |                    | 73                                  |                    |
|  |     |              |              |            |  |                      |                    |                     |                            |  |                    |                     |                            |                      | Applying 3 Fs Rule, 3Ds Rule, and Campus Scaled Score Rule if applicable |                     |   |                      |                    |                                     |                    |
|  |     |              |              |            |  |                      |                    |                     |                            |  |                    |                     |                            |                      | District's 2025 Overall Letter Grade                                     |                     |   |                      |                    | C                                   |                    |

\*Ondata Suite Estimates – Final results on 8/15/2025

San Elizario ISD Curriculum & Instruction

# Comparing Years – Domain I

2025

2024

|  |     |              |              |            | Domain I   |                      |                    |                     | Domain I  |                      |                    |                     |
|--|-----|--------------|--------------|------------|--|----------------------|--------------------|---------------------|---|----------------------|--------------------|---------------------|
| Campus                                     | AEA | %Econ Disadv | Gr 3-12 Enr. | Total Enr. | Gr 3-12 Enr.   | Proportional Weight* | Campus Scale Score | Proportional Points | Gr 3-12 Enrollment  | Proportional Weight* | Campus Scale Score | Proportional Points |
| (071904001) San Elizario H S               | N   | 95.1         | 984          | 984        | 984  | 44.7                 | 68                 | 30.396              | 1,018   | 45.5%                | 62                 | 28.2                |
| (071904041) Ann M Garcia-Enriquez Middle   | N   | 92.9         | 408          | 408        | 408  | 18.6                 | 71                 | 13.206              | 418   | 18.7%                | 59                 | 11.0                |
| (071904101) L G Alarcon EL                 | N   | 87.2         | 297          | 297        | 297  | 13.5                 | 60                 | 8.100               | 304   | 13.6%                | 62                 | 8.4                 |
| (071904104) Alfonso Borrego Sr EL          | N   | 88.4         | 510          | 510        | 510  | 23.2                 | 60                 | 13.920              |   |                      |                    |                     |
| DISTRICT TOTAL - (071904) San Elizario ISD |     |              |              |            | 2,199  | 100.0                |                    | 66                  |   |                      |                    |                     |
| District's 2025 Domain Scores              |     |              |              |            | District Domain I Score  |                      |                    |                     |   |                      |                    |                     |
| Based on Proportional Weighting            |     |              |              |            | (Campus got 89 if District's D2 score <60 or 4 or 1 any campus D1 score <70 or any AEA D1 score <50) |                      |                    |                     | 495   | 22.1%                | 64                 | 14.1                |
|  |     |              |              |            |  |                      |                    |                     |   |                      |                    |                     |
|  |     |              |              |            |  |                      |                    |                     |   |                      |                    |                     |
|  |     |              |              |            |  |                      |                    |                     |   |                      |                    |                     |
|  |     |              |              |            |  |                      |                    |                     |   |                      |                    |                     |
|  |     |              |              |            |  |                      |                    |                     |   |                      |                    |                     |
|  |     |              |              |            |  |                      |                    |                     | 2,235   | 99.9%                |                    | 61.7                |
|  |     |              |              |            |  |                      |                    |                     | District Domain I Score   |                      |                    | 62                  |
|  |     |              |              |            |  |                      |                    |                     | (Capped at 89 if District's D2 score <60 or if any campus D1 score <70 or any AEA D1 score <60) |                      |                    |                     |

\*Ondata Suite Estimates – Final results on 8/15/2025

San Elizario ISD Curriculum & Instruction

# Comparing Years – Domain II-A

2025

2024

|  |     |              |              |            | Domain II- A               |                      |                    |                     |
|--|-----|--------------|--------------|------------|----------------------------|----------------------|--------------------|---------------------|
| Campus                                     | AEA | %Econ Disadv | Gr 3-12 Enr. | Total Enr. | Gr 3-12 Enr.               | Proportional Weight* | Campus Scale Score | Proportional Points |
| (071904001) San Elizario H S               | N   | 95.1         | 984          | 984        | 984                        | 44.7                 | 59                 | 26.373              |
| (071904041) Ann M Garcia-Enriquez Middle   | N   | 92.9         | 408          | 408        | 408                        | 18.6                 | 79                 | 14.694              |
| (071904101) L G Alarcon EL                 | N   | 87.2         | 297          | 297        | 297                        | 13.5                 | 69                 | 9.315               |
| (071904104) Alfonso Borrego Sr EL          | N   | 88.4         | 510          | 510        | 510                        | 23.2                 | 75                 | 17.400              |
| DISTRICT TOTAL - (071904) San Elizario ISD |     |              |              |            | 2,199                      | 100.0                |                    | 68                  |
| District's 2025 Domain Scores              |     |              |              |            | District Domain II-A Score |                      |                    | 68                  |
| Based on Proportional Weighting            |     |              |              |            |                            |                      |                    |                     |

| Domain II-A        |                      |                    |                     |
|--------------------|----------------------|--------------------|---------------------|
| Gr 3-12 Enrollment | Proportional Weight* | Campus Scale Score | Proportional Points |
| 1,018              | 45.5%                | 54                 | 24.6                |
| 418                | 18.7%                | 65                 | 12.2                |
| 304                | 13.6%                | 70                 | 9.5                 |
|                    |                      |                    |                     |
|                    |                      |                    |                     |
| 495                | 22.1%                | 70                 | 15.5                |
|                    |                      |                    |                     |
|                    |                      |                    |                     |
|                    |                      |                    |                     |
| 2,235              | 99.9%                |                    | 61.8                |

\*Ondata Suite Estimates – Final results on 8/15/2025

District Domain II-A Score 62

# Comparing Years – Domain II-B

2025

2024

|  |     |              |              |            | Domain II-B                |                      |                    |                     | Domain II-B        |                      |                    |                     |
|--|-----|--------------|--------------|------------|----------------------------|----------------------|--------------------|---------------------|--------------------|----------------------|--------------------|---------------------|
| Campus                                     | AEA | %Econ Disadv | Gr 3-12 Enr. | Total Enr. | Gr 3-12 Enr.               | Proportional Weight* | Campus Scale Score | Proportional Points | Gr 3-12 Enrollment | Proportional Weight* | Campus Scale Score | Proportional Points |
| (071904001) San Elizario H S               | N   | 95.1         | 984          | 984        | 984                        | 44.7                 | 76                 | 33.972              | 1,018              | 45.5%                | 69                 | 31.4                |
| (071904041) Ann M Garcia-Enriquez Middle   | N   | 92.9         | 408          | 408        | 408                        | 18.6                 | 82                 | 15.252              | 418                | 18.7%                | 69                 | 12.9                |
| (071904101) L G Alarcon EL                 | N   | 87.2         | 297          | 297        | 297                        | 13.5                 | 66                 | 8.910               | 304                | 13.6%                | 69                 | 9.4                 |
| (071904104) Alfonso Borrego Sr EL          | N   | 88.4         | 510          | 510        | 510                        | 23.2                 | 66                 | 15.312              |                    |                      |                    |                     |
| DISTRICT TOTAL - (071904) San Elizario ISD |     |              |              |            | 2,199                      | 100.0                |                    | 73                  |                    |                      |                    |                     |
| District's 2025 Domain Scores              |     |              |              |            | District Domain II-B Score |                      |                    | 73                  |                    |                      |                    |                     |
| Based on Proportional Weighting            |     |              |              |            |                            |                      |                    |                     |                    |                      |                    |                     |
|  |     |              |              |            |                            |                      |                    |                     |                    |                      |                    |                     |
|  |     |              |              |            |                            |                      |                    |                     |                    |                      |                    |                     |
|  |     |              |              |            |                            |                      |                    |                     |                    |                      |                    |                     |
|  |     |              |              |            |                            |                      |                    |                     |                    |                      |                    |                     |
|  |     |              |              |            |                            |                      |                    |                     |                    |                      |                    |                     |
|  |     |              |              |            |                            |                      |                    |                     |                    |                      |                    |                     |
|  |     |              |              |            |                            |                      |                    |                     |                    |                      |                    |                     |
|  |     |              |              |            |                            |                      |                    |                     |                    |                      |                    |                     |
|  |     |              |              |            |                            |                      |                    |                     |                    |                      |                    |                     |
|  |     |              |              |            |                            |                      |                    |                     |                    |                      |                    |                     |
|  |     |              |              |            |                            |                      |                    |                     |                    |                      |                    |                     |
|  |     |              |              |            |                            |                      |                    |                     |                    |                      |                    |                     |
|  |     |              |              |            |                            |                      |                    |                     |                    |                      |                    |                     |
|  |     |              |              |            |                            |                      |                    |                     |                    |                      |                    |                     |
|  |     |              |              |            |                            |                      |                    |                     |                    |                      |                    |                     |
|  |     |              |              |            |                            |                      |                    |                     |                    |                      |                    |                     |
|  |     |              |              |            |                            |                      |                    |                     |                    |                      |                    |                     |
|  |     |              |              |            |                            |                      |                    |                     |                    |                      |                    |                     |
|  |     |              |              |            |                            |                      |                    |                     |                    |                      |                    |                     |
|  |     |              |              |            |                            |                      |                    |                     |                    |                      |                    |                     |
|  |     |              |              |            |                            |                      |                    |                     |                    |                      |                    |                     |
|  |     |              |              |            |                            |                      |                    |                     |                    |                      |                    |                     |
|  |     |              |              |            |                            |                      |                    |                     |                    |                      |                    |                     |
|  |     |              |              |            |                            |                      |                    |                     |                    |                      |                    |                     |
|  |     |              |              |            |                            |                      |                    |                     |                    |                      |                    |                     |
|  |     |              |              |            |                            |                      |                    |                     |                    |                      |                    |                     |
|  |     |              |              |            |                            |                      |                    |                     |                    |                      |                    |                     |
|  |     |              |              |            |                            |                      |                    |                     |                    |                      |                    |                     |
|  |     |              |              |            |                            |                      |                    |                     |                    |                      |                    |                     |
|  |     |              |              |            |                            |                      |                    |                     |                    |                      |                    |                     |
|  |     |              |              |            |                            |                      |                    |                     |                    |                      |                    |                     |
|  |     |              |              |            |                            |                      |                    |                     |                    |                      |                    |                     |
|  |     |              |              |            |                            |                      |                    |                     |                    |                      |                    |                     |
|  |     |              |              |            |                            |                      |                    |                     |                    |                      |                    |                     |
|  |     |              |              |            |                            |                      |                    |                     |                    |                      |                    |                     |
|  |     |              |              |            |                            |                      |                    |                     |                    |                      |                    |                     |
|  |     |              |              |            |                            |                      |                    |                     |                    |                      |                    |                     |
|  |     |              |              |            |                            |                      |                    |                     |                    |                      |                    |                     |
|  |     |              |              |            |                            |                      |                    |                     |                    |                      |                    |                     |
|  |     |              |              |            |                            |                      |                    |                     |                    |                      |                    |                     |
|  |     |              |              |            |                            |                      |                    |                     |                    |                      |                    |                     |
|  |     |              |              |            |                            |                      |                    |                     |                    |                      |                    |                     |
|  |     |              |              |            |                            |                      |                    |                     |                    |                      |                    |                     |
|  |     |              |              |            |                            |                      |                    |                     |                    |                      |                    |                     |
|  |     |              |              |            |                            |                      |                    |                     |                    |                      |                    |                     |
|  |     |              |              |            |                            |                      |                    |                     |                    |                      |                    |                     |
|  |     |              |              |            |                            |                      |                    |                     |                    |                      |                    |                     |
|  |     |              |              |            |                            |                      |                    |                     |                    |                      |                    |                     |
|  |     |              |              |            |                            |                      |                    |                     |                    |                      |                    |                     |
|  |     |              |              |            |                            |                      |                    |                     |                    |                      |                    |                     |
|  |     |              |              |            |                            |                      |                    |                     |                    |                      |                    |                     |
|  |     |              |              |            |                            |                      |                    |                     |                    |                      |                    |                     |
|  |     |              |              |            |                            |                      |                    |                     |                    |                      |                    |                     |
|  |     |              |              |            |                            |                      |                    |                     |                    |                      |                    |                     |
|  |     |              |              |            |                            |                      |                    |                     |                    |                      |                    |                     |
|  |     |              |              |            |                            |                      |                    |                     |                    |                      |                    |                     |
|  |     |              |              |            |                            |                      |                    |                     |                    |                      |                    |                     |
|  |     |              |              |            |                            |                      |                    |                     |                    |                      |                    |                     |
|  |     |              |              |            |                            |                      |                    |                     |                    |                      |                    |                     |
|  |     |              |              |            |                            |                      |                    |                     |                    |                      |                    |                     |
|  |     |              |              |            |                            |                      |                    |                     |                    |                      |                    |                     |
|  |     |              |              |            |                            |                      |                    |                     |                    |                      |                    |                     |
|  |     |              |              |            |                            |                      |                    |                     |                    |                      |                    |                     |
|  |     |              |              |            |                            |                      |                    |                     |                    |                      |                    |                     |
|  |     |              |              |            |                            |                      |                    |                     |                    |                      |                    |                     |
|  |     |              |              |            |                            |                      |                    |                     |                    |                      |                    |                     |
|  |     |              |              |            |                            |                      |                    |                     |                    |                      |                    |                     |
|  |     |              |              |            |                            |                      |                    |                     |                    |                      |                    |                     |
|  |     |              |              |            |                            |                      |                    |                     |                    |                      |                    |                     |
|  |     |              |              |            |                            |                      |                    |                     |                    |                      |                    |                     |
|  |     |              |              |            |                            |                      |                    |                     |                    |                      |                    |                     |
|  |     |              |              |            |                            |                      |                    |                     |                    |                      |                    |                     |
|  |     |              |              |            |                            |                      |                    |                     |                    |                      |                    |                     |
|  |     |              |              |            |                            |                      |                    |                     |                    |                      |                    |                     |
|  |     |              |              |            |                            |                      |                    |                     |                    |                      |                    |                     |
|  |     |              |              |            |                            |                      |                    |                     |                    |                      |                    |                     |
|  |     |              |              |            |                            |                      |                    |                     |                    |                      |                    |                     |
|  |     |              |              |            |                            |                      |                    |                     |                    |                      |                    |                     |
|  |     |              |              |            |                            |                      |                    |                     |                    |                      |                    |                     |
|  |     |              |              |            |                            |                      |                    |                     |                    |                      |                    |                     |
|  |     |              |              |            |                            |                      |                    |                     |                    |                      |                    |                     |
|  |     |              |              |            |                            |                      |                    |                     |                    |                      |                    |                     |
|  |     |              |              |            |                            |                      |                    |                     |                    |                      |                    |                     |
|  |     |              |              |            |                            |                      |                    |                     |                    |                      |                    |                     |
|  |     |              |              |            |                            |                      |                    |                     |                    |                      |                    |                     |
|  |     |              |              |            |                            |                      |                    |                     |                    |                      |                    |                     |
|  |     |              |              |            |                            |                      |                    |                     |                    |                      |                    |                     |
|  |     |              |              |            |                            |                      |                    |                     |                    |                      |                    |                     |
|  |     |              |              |            |                            |                      |                    |                     |                    |                      |                    |                     |
|  |     |              |              |            |                            |                      |                    |                     |                    |                      |                    |                     |
|  |     |              |              |            |                            |                      |                    |                     |                    |                      |                    |                     |
|  |     |              |              |            |                            |                      |                    |                     |                    |                      |                    |                     |
|  |     |              |              |            |                            |                      |                    |                     |                    |                      |                    |                     |
|  |     |              |              |            |                            |                      |                    |                     |                    |                      |                    |                     |
|  |     |              |              |            |                            |                      |                    |                     |                    |                      |                    |                     |
|  |     |              |              |            |                            |                      |                    |                     |                    |                      |                    |                     |
|  |     |              |              |            |                            |                      |                    |                     |                    |                      |                    |                     |
|  |     |              |              |            |                            |                      |                    |                     |                    |                      |                    |                     |
|  |     |              |              |            |                            |                      |                    |                     |                    |                      |                    |                     |
|  |     |              |              |            |                            |                      |                    |                     |                    |                      |                    |                     |
|  |     |              |              |            |                            |                      |                    |                     |                    |                      |                    |                     |
|  |     |              |              |            |                            |                      |                    |                     |                    |                      |                    |                     |
|  |     |              |              |            |                            |                      |                    |                     |                    |                      |                    |                     |
|  |     |              |              |            |                            |                      |                    |                     |                    |                      |                    |                     |
|  |     |              |              |            |                            |                      |                    |                     |                    |                      |                    |                     |

\*Ondata Suite Estimates – Final results on 8/15/2025

San Elizario ISD Curriculum & Instruction

District Domain II-B Score

69

# Comparing Years – Domain III

2025

2024

|  |     |              |              |            | Domain III   |                      |                    |                     | Domain III         |                      |                    |                     |
|--|-----|--------------|--------------|------------|--|----------------------|--------------------|---------------------|--------------------|----------------------|--------------------|---------------------|
| Campus                                     | AEA | %Econ Disadv | Gr 3-12 Enr. | Total Enr. | Gr 3-12 Enr.   | Proportional Weight* | Campus Scale Score | Proportional Points | Gr 3-12 Enrollment | Proportional Weight* | Campus Scale Score | Proportional Points |
| (071904001) San Elizario H S               | N   | 95.1         | 984          | 984        | 984  | 44.7                 | 68                 | 30.396              | 1,018              | 45.5%                | 53                 | 24.1                |
| (071904041) Ann M Garcia-Enriquez Middle   | N   | 92.9         | 408          | 408        | 408  | 18.6                 | 91                 | 16.926              | 418                | 18.7%                | 59                 | 11.0                |
| (071904101) L G Alarcon EL                 | N   | 87.2         | 297          | 297        | 297  | 13.5                 | 63                 | 8.505               | 304                | 13.6%                | 72                 | 9.8                 |
| (071904104) Alfonso Borrego Sr EL          | N   | 88.4         | 510          | 510        | 510  | 23.2                 | 74                 | 17.168              |                    |                      |                    |                     |
| DISTRICT TOTAL - (071904) San Elizario ISD |     |              |              |            | 2,199  | 100.0                |                    | 73                  |                    |                      |                    |                     |
| District's 2025 Domain Scores              |     |              |              |            | District Domain III Score  |                      |                    | 73                  |                    |                      |                    |                     |
| Based on Proportional Weighting            |     |              |              |            | (Capped at 89 if: any campus D3 score <70 or any AEA D3 score <60) |                      |                    |                     |                    |                      |                    |                     |
|  |     |              |              |            |  |                      |                    |                     | 495                | 22.1%                | 72                 | 15.9                |
|  |     |              |              |            |  |                      |                    |                     |                    |                      |                    |                     |
|  |     |              |              |            |  |                      |                    |                     |                    |                      |                    |                     |
|  |     |              |              |            |  |                      |                    |                     |                    |                      |                    |                     |
|  |     |              |              |            |  |                      |                    |                     |                    |                      |                    |                     |
|  |     |              |              |            |  |                      |                    |                     | 2,235              | 99.9%                |                    | 60.8                |

\*Ondata Suite Estimates – Final results on 8/15/2025

San Elizario ISD Curriculum & Instruction

**District Domain III Score**  
(Capped at 89 if:  
any campus D3 score <70 or  
any AEA D3 score <60 )

61

# Multiplying Excellence

- Individualized Student Trackers
- Student ownership
- Continued focus on increasing attendance district-wide
- Teacher planning and access to high-quality instructional Materials
- Purposeful monitoring
- Immediate feedback
- Owning the process of accountability
- Maximizing instructional time
- Targeted professional development
- Listening to teacher feedback
- Systemic alignment of practices
- Commitment vs. Compliance Culture (The Three C's)



# Questions



# Next Steps

