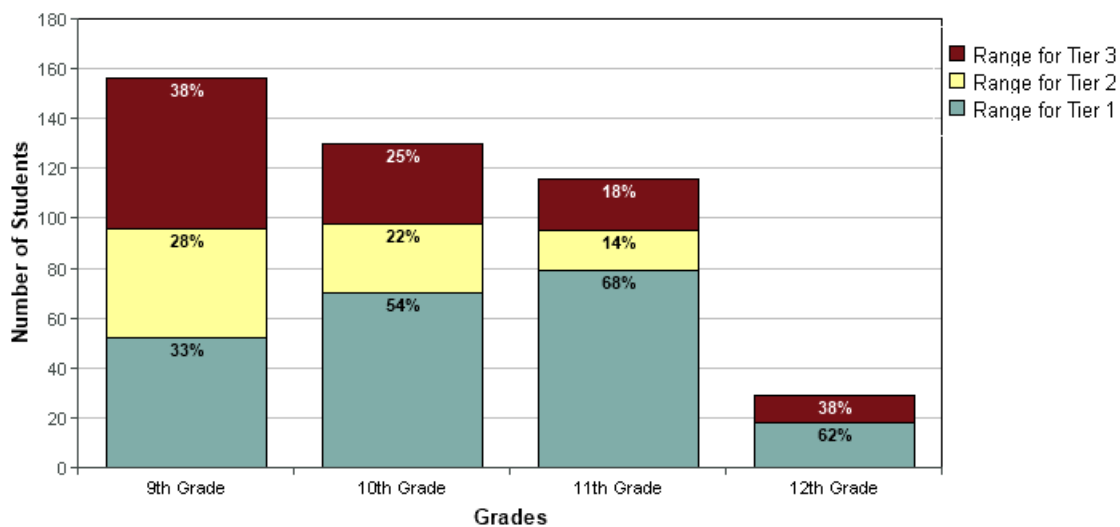


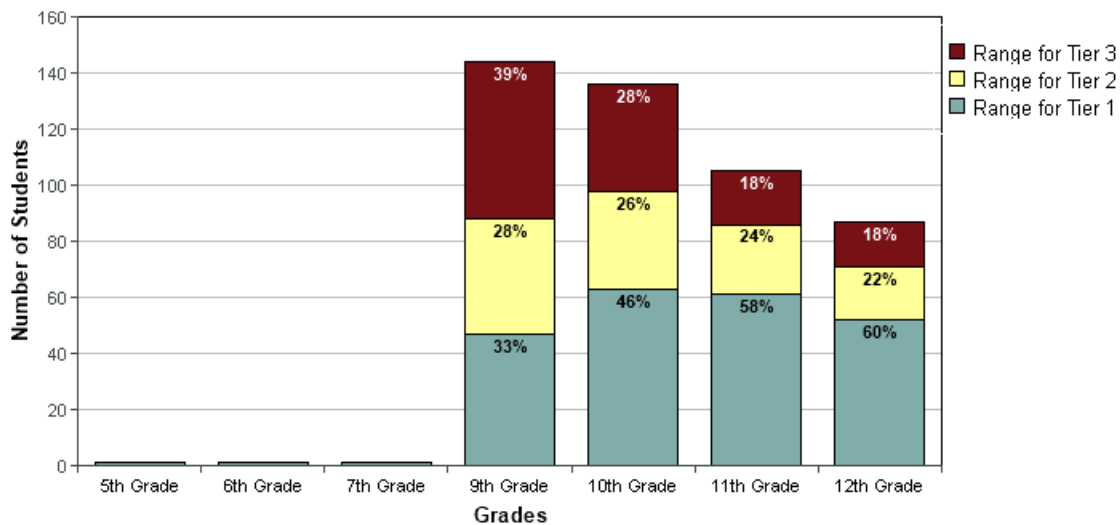
ISIP-Literacy Assessment

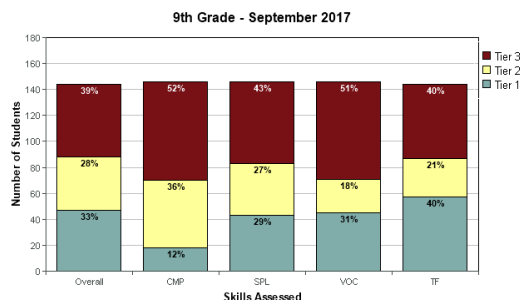
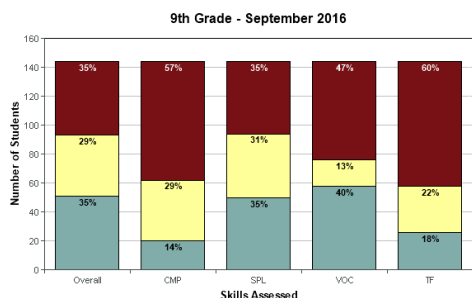
Listed below are the fall benchmark assessments for the past 2 years. This is the initial assessment for the year that we use to set schoolwide goals, and which teachers use in lesson/unit planning. The only significant change is that this year we have more students scoring in Tier 2, nearing proficiency, and fewer in Tier 1, on grade level.

All Grades - September 2016

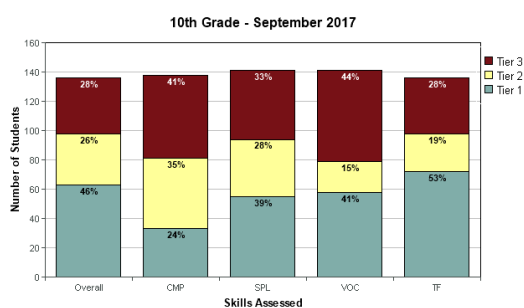
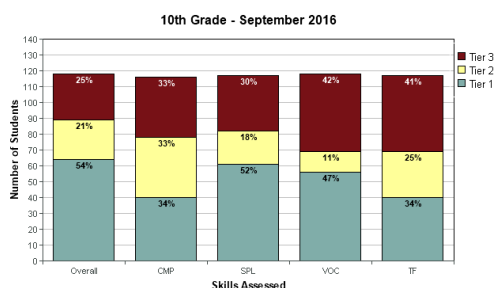


All Grades - September 2017

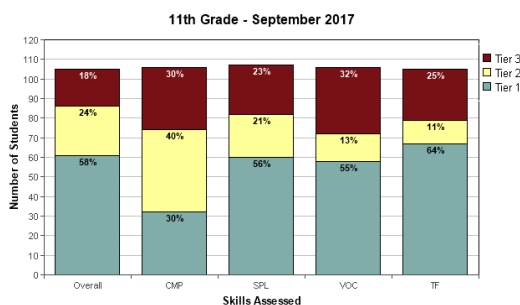
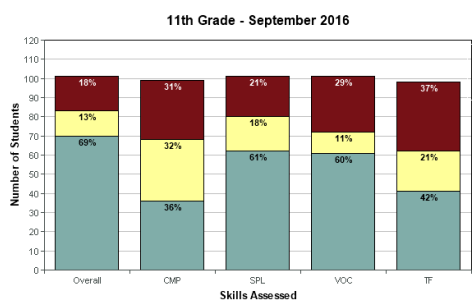




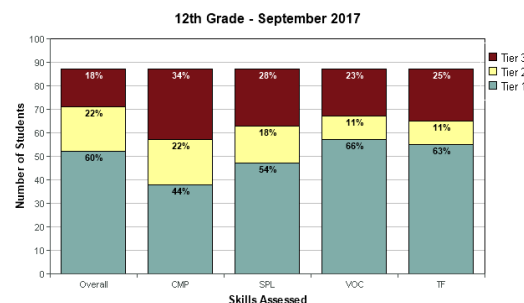
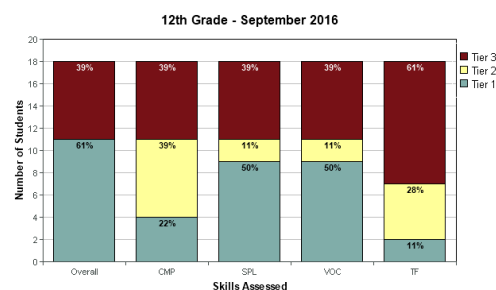
In looking at all areas of the assessment for 9th grade we do see a decrease in students scoring into Tier 3, In Need of Intervention, in the areas of Comprehension and Text Fluency. These domains measure the amount of words a student is getting through in a certain time, and how much of that they are able to comprehend.



In the 10 grade, we see a decrease in students scoring in the Tier 3 range in all areas except spelling. We also see more students scoring into the Tier 2 range then Tier 1 across all areas.



In the 11th grade we do not see any significant change, but 12th grade shows significant improvement over last year.



The high school has been working on literacy improvement since the District Received the Striving Readers Grant 6 years ago. We have seen results through our focus on implementing literacy strategies across all content areas, and providing professional development for staff in the area of literacy. We

have implemented Word Walls in all classrooms for vocabulary. We use AVID strategies such as Quick Writes to improve comprehension and summarizing skills. We also use Cornell notes across the school. These efforts have increased our student's achievement overall as measured by the ISIP.

Home Visits

For students who have attendance issues, and or behavior issues we try to do home visits. The administrators, Dean of Students, Counselors, and Jolene Vance all do home visits at different times for different issues. For the Month of September, we have completed 27 visits for attendance issues, and 2 for counseling issues.

Behavior

Listed below is the high school discipline report from August 28 to October 3, 2017.

17-18 Browning High School PO Box 809, Browning MT 59417-0809 Generated on 10/03/2017 09:22:35 AM Page 1 of 1	Behavior Summary Report All Grades Event Count (ascending)
--	---

Context	Incident Count	Event Count	Participant Count
After classes	1	1	1
Before Class	1	1	1
On the way from school	1	1	3
On the way to school	1	1	2
School-sponsored activity	1	1	1
During lunch/recess	5	5	10
During class	29	23	32

Location	Incident Count	Event Count	Participant Count
Off campus: School bus	2	2	5
On Campus: Cafeteria	2	2	2
On Campus: Locker room or gym	2	2	2
On Campus: Restroom	3	3	10
On Campus: Other outside area	5	5	11
On Campus: Hallway or stairs	6	6	5
On Campus: Classroom	19	13	15

Attendance

Below is the attendance from August 28 to October , 2017.

17-18 Browning High School PO Box 809, Browning MT 59417-0809 Generated on 10/03/2017 09:31:44 AM Page 1 of 1	Attendance/Membership Summary Report Start/End Date: 08/28/2017 - 10/03/2017 School(s): 1 Calendar(s): 1 Grade: 09, 10, 11, 12
--	---

School: Browning High School Calendar: 17-18 Browning High School

	Grade	Student Count	Membership Days	Absent Days	Present Days	ADM	ADA	Unexcused Absences Days	Avg. Daily	Percent In Attendance
	09	152	3798	770.13	3027.87	146.06	116.51	714.95	27.56	79.72%
	10	170	4143	763.60	3379.40	159.34	130.04	655.96	25.26	81.57%
	11	143	3578	472.61	3105.39	137.60	119.50	396.61	15.28	86.79%
	12	152	3693	371.46	3321.54	141.96	127.72	326.90	12.59	89.94%
Total	4	617	15212	2377.80	12834.20	584.96	493.77	2094.42	80.69	84.37%

Activities

We have started the year with a lot of activities going on from pep rallies to sports to Native American Week. During Native American Week we had a lot of things going on in individual classrooms. We also had students participate in the Blackfeet Confederacy Conference during the story telling day. In addition we had a buffalo butchering that took place at the high school. Some of the meat and the hide was then donated to the high school. Mr. Hagberg's class has been working on scraping and tanning the hide to preserve it.

