

NORTHWEST REGIONAL ESD ANNUAL REPORT

SITUATION:

James Sager and Michael Ingalls from Northwest Regional ESD will present the annual report.

RECOMMENDATION:

It is recommended that the Beaverton School Board receive this report as an informational item.

Northwest Regional Education Service District – 2011-12 ANNUAL REPORT –



- Early Intervention/Early Childhood Education
- School-age Special Education
- Technology
- School Improvement
- Administration

Improving the lives of children
and families in our communities

– Serving the 20 school districts in Clatsop, Columbia,
Tillamook, and Washington Counties, Oregon –

NORTHWEST REGIONAL EDUCATION SERVICE DISTRICT

Regional Office: 5825 NE Ray Circle

Hillsboro OR 97124 | Phone: 503-614-1428

Toll-free in Oregon: 1-888-990-7500 | Fax: 503-614-1440

ADMINISTRATION: 2012-13

Superintendent

James Sager503-614-1401
jsager@nwresd.k12.or.us

Assistant Superintendent

Paul Peterson503-614-1433
ppeterson@nwresd.k12.or.us

Chief Financial Officer

Janice Essenberg503-614-1253
jessenberg@nwresd.k12.or.us

Chief Human Resource Officer

Robyn Bean503-614-1255
rbean@nwresd.k12.or.us

Chief Information Officer

Rick Wahlstrom.....503-614-1412
rickw@nwresd.k12.or.us

Director of Early Intervention/ Early Childhood Education

Nancy Ford, Director503-614-1251
nancyf@nwresd.k12.or.us

Director of Instructional Services

Art Anderson, Director503-614-1443
aanderson@nwresd.k12.or.us

Director of Related Services

Joan Steiner, Director.....503-614-1275
joans@nwresd.k12.or.us

Director of Schools

Kerri Smith, Director503-614-1473
kmsmith@nwresd.k12.or.us

Clatsop County Center Education Coordinator

Paula Mills503-325-2862
pmills@nwresd.k12.or.us

Columbia County Center Education Coordinator

Dr. Cynthia Jaeger, Ed.D503-366-4100
cjaeger@nwresd.k12.or.us

Tillamook County Center Education Coordinator

Kim Durrer.....503-842-8423
kdurrer@nwresd.k12.or.us

TABLE OF CONTENTS

Guiding Principles/Mission Statement.....	i
Map of Service Area	ii
Board of Directors.....	iii
Overview, Accomplishments, and Focus Areas	
Early Intervention/Early Childhood Education.....	1
Related Services Department	2
Department of Schools.....	3
Instructional Services.....	4
Technology Services.....	5
Administration and Board.....	6
Financial Overview	7
Service Credit Allocations and Core Services	8
Chart of Expenditures by District.....	9-10
Advisory Committees.....	11-13
School District Utilization of ESD Services	
Clatsop County.....	14-24
Columbia County	26-36
Tillamook County	38-44
Washington County.....	46-60

Administrators 2011-12

Superintendent: James Sager

Assistant Superintendent: Jack Musser

Assistant Superintendent: Paul Peterson

Chief Financial Officer: Janice Essenberg

Chief Information Officer: Rick Wahlstrom

Department Directors

Instructional Services: Art Anderson

EI/ECSE: Nancy Ford

Related Services: Joan Steiner

Schools: Kerri Smith

Service Center Administrators

Clatsop County: Gary Brouillet

Columbia County: Laney Coulter

Tillamook County: Helen Armstrong



GUIDING PRINCIPLES

Our Customers

- Will be treated with respect, dignity, and professionalism.
- Will have fair and equal access to NWRES D programs and services.
- Will have ample opportunity for input regarding programs and services provided by the NWRES D, as well as evaluative responses regarding their quality.

Our Services

- Will be aligned to the needs and priorities of our component districts and the Oregon Department of Education.
- Will represent quality, innovative, and cost-effective options.
- Will maximize fiscal and human resources consistent with the district's mission and guiding principles.

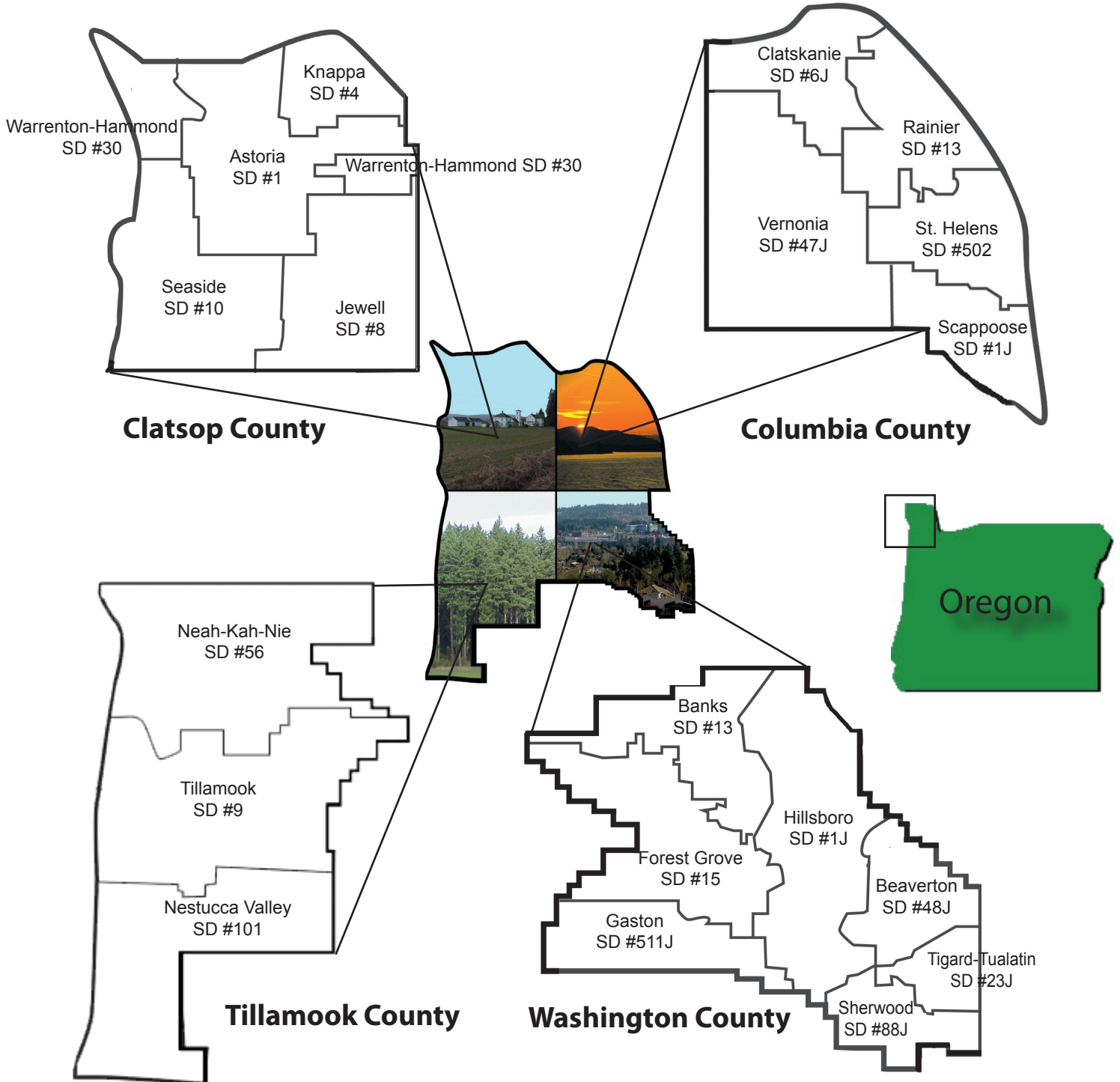
Our Staff

- Represent efforts to hire the most talented people, who are excited about working at NWRES D.
- Actively participate in continuous self and program improvement opportunities.
- Work in settings that communicate staff value and expectations of high performance.

MISSION STATEMENT

To provide equitable support to our school districts in their mission to educate all students.

Four-County Service Area



2011-12 Board of Directors

The Northwest Regional Education Service District is governed by a nine-member board consisting of five elected directors, each representing specific school districts in the region, and four appointed directors from each of the following regional groups: higher education, social services, business community, and one at-large member. The Board works closely with the ESD's superintendent to determine district policies and to ensure that the highest quality programs and services are being delivered to schools in the region.

ANN SAMUELSON, CHAIR

Business position

Ann is president of Astoria Mechanical and Trailblazer Construction. She also serves as a Clatsop County Commissioner for District Five. Ann has served on the Meth Prevention Team, Diversity Action Committee, and was a citizen lobbyist/author of SB304 (Asbesto-related issues) in a recent legislative session.

RENÉE BRUCE, VICE CHAIR

Social Service position

Renée has worked for Community Action for the past 18 years, and currently serves as Director of Family & Community Resources. She serves on the following boards; C.A.S.H. – Creating Assets Savings & Hope, Essential Health Clinic, Washington County Housing Advisory Board, and chairs the Washington County Childhood Care and Education Advisory Committee.

EARL FISHER

Zone 4: Beaverton (Beaverton and Sunset high school attendance areas), Clatskanie, Rainier, Scappoose, St. Helens, and Vernonia school districts

Earl retired from education with over 34 years of service. He spent the last three years of his career as Administrator of the Northwest Regional ESD's Clatsop Service Center in Astoria, retiring in 2003. Earl is a Columbia County Commissioner and on the Board of Directors for the Columbia County Commission on Children and Families, the Clatskanie Fire Dept., the St. John Hospital Foundation, and the Clatskanie Kiwanis.

DR. CONSTANCE GREEN

Higher Education position

Connie has been involved with Oregon Community College's for 38 years. In her professional journey she has also been the Deputy Commissioner for Oregon Community Colleges, a policy advisor on educational and workforce to Governor Roberts and for the State Board of Education for post secondary issues. She has also had her own consulting company where she has worked with organizations to address complex issues and improve policy and community relations. Her commitment to ensure student access, success and completion has been a part of every position she has held in community colleges.

MICHAEL INGALLS

Zone 5: Beaverton School District (Aloha, Southridge, and Westview high school attendance areas)

Michael has resided in Washington County since 1994. He has a bachelor of science degree in economics from Santa Clara University. He is an active member in his community, serving four years as a leader in Cub Scouts; volunteering in his children's elementary school; and coaching youth sports.

MARILYN McGLASSON

At-Large position

Marilyn retired in 2005 after serving seven years as superintendent of the Banks School District in Washington County. She currently sits on the Portland Community College Board of Directors. Marilyn is a former member of the Washington County ESD Board, Washington Service Center Advisory Committee, and superintendent of the former Farmington View School District.

KATHLEEN SAMSEL

Zone 2: Astoria, Jewell, Knappa, Seaside, Warrenton-Hammond, Neah-Kah-Nie, Nestucca Valley, Tillamook, Banks, and Forest Grove school districts

Kathleen retired from education in 2000 after teaching in the Hillsboro and Lake Oswego school districts. Her 32-year career included elementary principalships in McMinnville and Seaside. Kathy served on Clatsop Commission for Children and was on the board of the Salvation Army in Clatsop County. She is currently active in Community Tsunami Awareness Group (T.A.G.) and the Seaside Library Art Committee.

LARRY SPIER

Zone 3: Hillsboro School District

Larry retired from education in 2002 with over 33 years of service. He spent the last 28 years as a special education teacher and school administrator with the Beaverton School District. He served on the former Washington County ESD, and was board chair for NWRESA during the 2006-07 school year. He is currently serving his fifth year on the Board of Directors for St. Mary's Home for Boys, and is self-employed as a behavioral consultant to school districts.

GAIL YOUNG

Zone 1: Gaston, Sherwood, and Tigard-Tualatin school districts

Gail is a former member of both the Washington County ESD Board and the Washington Service Center Advisory Committee. Prior to serving on the Washington ESD Board, she served on the Douglas County ESD Board. Gail is self-employed as a vocational consultant.

EARLY INTERVENTION/EARLY CHILDHOOD EDUCATION SERVICES

Department Overview

Component school districts may request evaluation of children, birth to age 5, who have suspected delays for the purpose of determining their eligibility for Early Intervention or Early Childhood Special Education services. The EI/ECSE Evaluation Team includes Early Childhood Education Specialists, Speech-Language Pathologists, Occupational Therapists, Physical Therapists, and School Psychologists. Evaluations include a review of existing information and developmental, speech, language, behavior, and psychological assessments if needed. Evaluations are classified as File Review (review of existing records only), Partial Evaluation (only one developmental area assessed), or Full Evaluation (two or more developmental areas assessed). Interpretation services are used with families who are not fluent in English.



Top Accomplishments and Key Focus Areas

TOP ACCOMPLISHMENTS IN 2011-12

- Transitioned 656 children to kindergarten on September 1st: 54 children in Clatsop County; 48 children in Columbia County; 18 children in Tillamook County and 536 children in Washington County.
- Completed 2002 early intervention/early childhood special education evaluations. This is an increase of 345 more evaluations than the 2010-2011 year.
- The early intervention/early childhood special education program has developed a lesson plan template to be utilized across all classrooms.

KEY FOCUS AREAS FOR 2012-13

- Continue to focus on implementing Positive Behavior Interventions and Support (PBIS) for all Early Intervention and Early Childhood Special Education Programs.
- Continue to create new partnerships with community preschools to provide services for children enrolled in the early childhood special education program.
- Continue to increase child find activities to ensure children who are eligible and their families have access to services.
- Align and implement curriculum planning and implementation of the lesson plan template across the early intervention/early childhood special education program.

RELATED SERVICES

Department Overview



NWRES provides services from birth to age 21 that are specifically designed to provide access to specialists with training and experience in working with students with autism spectrum disorder (ASD), severe orthopedic impairments, vision impairments, hearing impairments, and speech and language impairments. Programs and services include: Assessments to determine special education eligibility and education planning; Audiology; Physical therapy and occupational therapy; Speech/language; Specialized classrooms for deaf and hard of hearing students; Itinerant services (educational consultation and direct services) for students who are blind/visually impaired, deaf/hard of hearing, or have severe orthopedic impairments, as well as interpreter services for students who are deaf/hard of hearing.

Top Accomplishments and Key Focus Areas

TOP ACCOMPLISHMENTS IN 2011-12

- Piloted a Social/communication class for students with Asperger Syndrome: Curriculum included information and training supporting students to learn skills in the areas of working and communicating with others, self-awareness and cyber-bullying.
- Targeted professional development in-service for all department staff on poverty. Dr. Donna Beegle provided an engaging and thought-provoking presentation to the Department about the effects of poverty. Participants gained a deeper understanding of poverty and its impacts on people, and also learned about a strengths based approach when working with persons experiencing poverty as well as the importance of building stronger partnerships within our organization and with community members.
- Collaborated with districts, staff provided district-wide trainings in the area of Augmentative Communication/Assistive Technology (AC/AT) to several districts. Staff support was also provided to districts via teleconferencing and by sharing access to pre-recorded training modules specific to student needs. Program staff (AC Specialists) accessed funding for over \$100,000 worth of dedicated devices for students in our four county region, resulting in increased cost savings for the districts, but most importantly to support access for students.

KEY FOCUS AREAS FOR 2012-13

- Develop and increase ways to implement long-distance learning/trainings with districts and/or students.
- Provide opportunities for families and educators to access workshops and trainings regarding best practices in meeting the needs of children with disabilities utilizing the new Resource Center at Hillsboro Education Center.
- Utilize technology (iPads) with students of all disability-types within our region.
- Provide increased support to all 20 school districts by offering regular face to face contact with districts in all 4 counties as well as those within the Cascade Alliance.

DEPARTMENT OF SCHOOLS

Department Overview

Behavioral Programs: The district provides special education to students in kindergarten through 12th grade with a wide range of specialized classrooms and schools for children with significant developmental, emotional, and behavioral disabilities. Classes operated by NWRESD deliver instruction by licensed teachers and instructional assistants who provide the necessary supervision, special education, and related services.

GED Testing Services: The ESD offers GED (General Equivalency Diploma) testing to qualified applicants at the district's Regional Office in Hillsboro and at the Columbia Service Center in St. Helens.

Home School Registration Services: Oregon Revised Statutes require ESDs to provide monitoring services for students for whom parents have chosen home schooling. The system is now online and providing all access to parents for required paperwork and documentation.

Northwest Outdoor Science School: The program gives students opportunities to experience the natural world in an outdoor setting, including Residential Outdoor School and Spring Break Outdoor School for 5th and 6th graders, Environmental Education Field Studies for 5th through 8th grade classes, and Cascade Education Corps for at-risk high school students.



Top Accomplishments and Key Focus Areas

TOP ACCOMPLISHMENTS IN 2011-12

- Day treatment program implemented using alternative methods of assessment to allow high school students to meet the benchmarks that are required for awarding the regular diploma.
- Cascade and Pacific Academy staff and students explored a program about tolerance and understanding, formal competition at the Rose Festival Dragon Boat Races, Cascade and Pacific basketball program, and all staff participated in a Well Being Project, sponsored by the Oregon Research Institute
- Outdoor School increased student and district participation, and began work to align curriculum to the new state science standards.
- PACE program experienced facilities improvements and expansion and the addition of transition services for older students. In addition, PACE had a robust Professional Development program that brought in outside speakers.

KEY FOCUS AREAS FOR 2012-13

- Support our staff with workshops trainings on Staff Well Being and Positive Social Communications.
- Continue to offer Cooperative Data Team ventures and interactions around topics of common core standards, instructional best practices)
- Develop a pilot process for licensed staff/administrator professional supervision and evaluation (aligning with H.B. 290)
- Increase safety and decrease restraints. With the addition of PBIS, a Behavior Specialist, Campus Behavior Monitors and additional administrative support, we anticipate overall improvements.
- Transition GED from paper-based testing to computer-based testing beginning January 2014.

SCHOOL IMPROVEMENT SERVICES

Department Overview

- The Instructional Services Department provides support and consultation services in curriculum and staff development as requested by the 20 component school districts. Services are designed to assist districts in meeting the requirements of school reform legislation.
- The Professional Development Department provides training and support to school districts focused on school improvement related to Oregon's Education Act for the 21st Century, and supports school district staff in implementing professional development activities.
- School Improvement Specialists provide leadership, support, and consultation in the area of school improvement, curriculum instruction, and assessment.
- The ELL and Migrant program supports and collaborates with school districts to develop and implement ELL plans that are compliant with state and federal guidelines.



Top Accomplishments and Key Focus Areas

TOP ACCOMPLISHMENTS IN 2011-12

- Completed Common Core State Standards Navigation Tool for our Districts. The Tool assists teachers in the analysis of what is the same, what is different and what no longer will teachers do in terms of grade level standards. The tool can be found on our Effective Teaching Practices Web Site - (<http://et.nwresd.org>).
- Created Regional Prioritized Common Core Math and English Language Arts State Standards. The Prioritized Standards can be found on our Effective Teaching Practices Web Site - (<http://et.nwresd.org>).
- Assisted districts in their transition to the new Common Core State Standards.
- Completed the website <http://diploma.nwresd.org> that supports the implementation of Oregon's New Diploma requirements. The project was made possible with a grant from State Farm Insurance.

KEY FOCUS AREAS FOR 2012-13

- Continue to support to component districts in:
 - Transitioning to the Common Core State Standards by:
 - Reviewing and revising their Continuous Improvement Plans (C.I.P.) by:
 - Meeting the measurement of student proficiency in the Common Core State Standards.
 - Implementation of Regional PBIS
- Continue our partnership with local universities by creating the courses for Continuing Licensure and Masters of Arts in Teaching Programs.

TECHNOLOGY DEPARTMENT

Department Overview

Services to Schools: The Technology Services Group (TSG), as a part of Cascade Technology Alliance (CTA), is responsible for the day-to-day computer services for school districts and ESD staff served by Columbia Gorge, Multnomah, Northwest Regional, and Willamette ESDs. Services include Internet connections, printing, network monitoring, file backup, and troubleshooting.

Software and Application Support: CTA provides software support to districts for student e-mail accounts, student and fiscal systems, list servers, domain name servers, home school tracking, web development, special education K-12 census tracking, testing services, class registration system, library and textbook management, substitute management and employee absence tracking, online employee testing, background checking service, web-based surveys, and other system-wide data systems.

Information Services: CTA provides regional data processing systems to school districts in the areas of finance, human resource management, student information management and data warehouse systems.

Testing and Assessment: Testing documents received from school districts are scanned and scored, and the reports generated are distributed to district administrative staff.

Instructional Technology, Media and Videoconferencing: Provides teachers and district instructional staff on-demand access to current, curriculum-relevant instructional videos via web streaming. Staff also consult and train regarding setting up technologically-based instructional systems. Videoconferencing scheduling and technical support are provided. Duplication services for district-produced media in DVD or VHS format is also available.



Top Accomplishments and Key Focus Areas

TOP ACCOMPLISHMENTS IN 2011-12

- Consolidated all NWRES D technology functions into the Cascade Technology alliance including:
- Created a single organizational chart.
- Implemented a single, common help desk ticketing system and reallocation of staff to more efficiently resolve tickets.
- Cross-trained staff to support similar data systems, such as student information and fiscal systems.
- Implementation of a shared wide-area network with improved disaster recovery features.
- Developed and deployed an automated student registration system for home school students, with web-based access by parents and resident districts.
- Participated with the statewide Student Information System team in the selection of Edupoint Synergy Student Information System; began data migration Spring 2012.

KEY FOCUS AREAS FOR 2012-13

- Continue implementing Edupoint Synergy Student Information System in multiple Cascade Technology Alliance school districts.
- Separate staff information from current nwresd.k12.or.us website, to create a new, internal site.
- Update external website.
- Expand Instructional Technology opportunities for districts.

ADMINISTRATION AND BOARD SERVICES

Top Accomplishments in 2011-12

- Continued to develop our shared services model to help districts free up resources for the classroom.
- Worked with legislators to rebuild positive awareness of and support for NWRES.
- Collaborated with component district superintendents to evaluate and implement cost savings in the areas of business and human resource functions.
- Worked alongside our 20 component district superintendents to develop a 2012-13 Local Service Plan that will result in approval by their boards.
- Coordinated regular media contacts to share positive events and news within the agency.
- Mentored and assisted seven new component district superintendents.



On behalf of the NWRES Board of Directors, Superintendent James Sager, and Pacific Academy psychologist Dr. Dean Wellman presented Dave Dahl with a "Partners in Education*" award for his volunteer work on behalf of the students at Cascade and Pacific Academies in Beaverton.

Over the last three years, Dave has donated hundreds of loaves of his "Dave's Killer Bread" to students and their families as well as being a role model through motivational interactions with the students.

KEY FOCUS AREAS FOR 2012-13

- Work with community, business, state leadership and legislators to enhance positive awareness of and support for NWRES.
- Work with component district superintendents to evaluate and implement cost-savings in the areas of business and human resource functions.
- Develop and implement a 2012-13 Local Service Plan that will result in approval by our NWRES component school boards.
- Mentor and assist our five new component district superintendents.
- Coordinate regular media contacts to share positive events and news within the agency.

"Staff and students feel Dave is the most inspirational speaker we had all last year, and we get a lot of speakers. Dave has an amazing story of repeated failures that got turned around when, out of desperation, he decided to humble himself and get help."

Dr. Dean Longfellow, NWRES school psychologist

*** PARTNERS IN EDUCATION:** The Northwest Regional ESD recognizes the contributions of community partnerships at Board meetings throughout the year. Partner agencies and individuals are nominated by staff and share the ESD's mission of "providing equitable support to our school districts in their mission to educate all students."

FINANCIAL OVERVIEW

2011-12 General Fund Revenues

State and Federal Revenues	\$23,674,312
Property Taxes	\$9,069,061
Beginning Fund Balance	\$4,594,880
Local Revenues	\$1,190,971
Other	\$209,907
Total Revenue	\$38,739,131

2011-12 General Fund Expenditures

Transfers and Transits	\$26,065,222
Support Services	\$7,616,466
Instruction	-
Debt Service	\$658,380
Capital Outlay	-
Total Expenditures	\$34,340,068
Ending Fund Balance	\$4,399,063
Total Expenditures & Ending Fund Balance	\$38,739,131

2011-12 School District Requirements

State School Fund	\$23,446,401
Property Taxes	\$9,069,061
Total State School Fund (SSF) Revenues	\$32,515,462
90% Requirement to Districts	\$29,263,916
2011-12 Service Credits	\$22,211,102
2011-12 Core Programs	\$7,936,669
Total Spent on Districts	\$30,147,771
Additional Resources Provided by NWRES	\$883,855

2012-13 Operations Budget

Attendance Services	\$198,495
Board of Directors	\$135,500
Business Services	\$1,019,063
Communications	\$103,793
Debt Service	\$660,000
Facilities	\$383,070
Human Resources/Reception	\$834,312
Office of Assistant Superintendent	\$305,044
Office of Superintendent	\$424,900
Technology Services	\$648,173
Transfers - ESD Operations	\$2,996,074
TOTAL	\$7,708,424

2011-12 Operations Expenditures

Attendance Services	\$208,705
Board of Directors	\$91,499
Business Services	\$1,013,248
Communications	\$99,597
Debt Service	\$658,380
Facilities	\$247,763
Human Resources/Reception	\$840,861
Office of Assistant Superintendent	\$289,791
Office of Superintendent	\$416,236
Print Services	\$34,975
Service Centers	\$30,140
Technology	\$394,570
Transfers	\$1,608,003
TOTAL	\$5,933,768

SERVICE CREDIT ALLOCATIONS

	Resolution Plan ADMw w/Growth*	Percentage by Region	Percentage by County	2011-12 Service Credits	2012-13 Service Credits	Change
Clatsop County						
Astoria	2,157.60	1.84%	36.33%	\$405,313	\$417,856	\$12,543
Jewell	293.90	0.25%	4.95%	\$54,071	\$56,919	\$2,848
Knappa	632.70	0.54%	10.65%	\$125,523	\$122,533	\$(2,990)
Seaside	1,755.90	1.50%	29.56%	\$338,673	\$340,060	\$1,387
Warrenton-Hammond	1,099.10	0.94%	18.51%	\$204,581	\$217,701	\$13,120
Total	5,939.2	5.07%	100.00%	\$1,128,161	\$1,155,069	\$26,908
Columbia						
Clatskanie	1,011.20	0.86%	10.64%	\$193,031	\$195,836	\$2,805
Rainier	1,241.80	1.06%	13.06%	\$249,234	\$240,496	\$(8,738)
Scappoose	2,451.40	2.09%	25.79%	\$455,892	\$481,689	\$25,797
St. Helens	4,006.10	3.42%	42.14%	\$761,575	\$775,850	\$14,275
Vernonia	796.10	0.68%	8.37%	\$155,946	\$154,179	\$(1,767)
Total	9,506.6	8.12%	100.00%	\$1,815,678	\$1,848,050	\$32,372
Tillamook						
Neah-Kah-Nie	906.20	0.77%	22.97%	\$170,157	\$178,251	\$8,094
Nestucca Valley	721.50	0.62%	18.29%	\$144,887	\$139,731	\$(5,156)
Tillamook	2,317.90	1.98%	58.75%	\$441,341	\$448,901	\$7,560
Total	3,945.6	3.37%	100.00%	\$756,385	\$766,883	\$10,498
Washington						
Banks	1,318.90	1.13%	1.35%	\$257,350	\$255,428	\$(1,922)
Beaverton	44,566.00	38.07%	45.63%	\$8,372,983	\$8,753,490	\$380,507
Forest Grove	7,633.60	6.52%	7.82%	\$1,443,186	\$1,478,378	\$35,192
Gaston	624.30	0.53%	0.64%	\$118,163	\$120,906	\$2,743
Hillsboro	23,951.80	20.46%	24.52%	\$4,587,190	\$4,638,679	\$51,489
Sherwood	5,303.70	4.53%	5.43%	\$1,019,868	\$1,056,726	\$36,858
Tigard-Tualatin	14,273.90	12.19%	14.61%	\$2,712,138	\$2,764,387	\$52,249
Total	97,672.2	83.44%	100.00%	\$18,510,878	\$19,067,994	\$557,116
TOTAL	117,063.6	100.00%		\$22,211,102	\$22,837,996	\$626,894

CORE SERVICES

	2011-12 Total Cost		2011-12 Total Cost
Technology	\$3,458,789	County Allocations:	
Special Education Administration	715,181	Clatsop	\$225,947
School Improvement	926,860	Columbia	278,091
Service Centers	496,016	Tillamook	197,750
Miscellaneous Core Services:		Washington	1,544,329
Courier	\$50,226	Total County Allocations	\$2,246,117
Home School	33,820		
Emergency Closure Network	9,660		
County Allocations	2,246,117		
Total CORE Services	\$7,936,669		

EXPENDITURES BY DISTRICT

Clatsop County

Columbia County

	Astoria	Jewell	Knappa	Seaside	Warrenton-Hammond	Clatskanie	Rainier	Scappoose	St. Helens	Vernonia
SPECIAL STUDENT SERVICES										
Audiological Services										
Augmentative Communication/Assistive	\$1,646.86			\$1,535.64	\$3,333.25	\$335.00		\$1,273.00		\$2,294.75
Autism Spectrum Disorder (ASD)									\$40,733.20	
Deaf/Hard of Hearing Classrooms: Groner Elem.										
Deaf/Hard of Hearing Staffing							\$45,793.00	\$44,026.00		
EI/ECSE Evaluations	\$41,870.00	\$2,088.00	\$5,864.00	\$31,359.00	\$15,474.00	\$9,154.00	\$13,896.00	\$11,442.00	\$34,568.00	\$6,968.00
Misc. Special Ed	\$1,781.89	\$300.00	\$38.00	\$917.00	\$500.00	\$200.00	\$130.00		\$183.00	
Nursing Services										
Occupational Therapy Services		\$70.63	\$9,881.80	\$59,290.80		\$21,739.96	\$18,908.39	\$43,042.75	\$60,259.85	\$7,905.44
Physical Therapy Services	\$16,305.10	\$1,304.41	\$4,658.60	\$14,907.52	\$9,317.20	\$2,660.00	\$4,658.60	\$13,975.80	\$13,975.80	\$5,954.88
School Psychologists	\$92,820.70	\$21,277.60	\$10,638.80	\$106,388.00	\$85,110.40	\$85,110.40		\$106,388.00	\$170,220.80	\$42,555.20
Speech & Language Services	\$263,018.48	\$31,267.50		\$276,121.25	\$165,000.00		\$58,231.25	\$52,112.50		\$72,957.50
Teacher and Educational Assistants (ED/DD)									\$345,643.70	
Transportation (EI/ECSE)								\$25,149.86		
Vision Services										
DEPARTMENT OF SCHOOLS										
Cascade Academy								\$36,818.00		
Cascade Ed Corps (CEC)										
Fire Science Program										
GED Testing										
Lifeworks NW Day Treatment Programs										
Levi Anderson Learning Center				\$39,312.00						
ORVED (Oregon Virtual Education)	\$2,730.00	\$585.00	\$390.00					\$1,170.00	\$14,625.00	
Outdoor Science School		\$3,672.00		\$16,317.00	\$8,379.00					
P.A.C.E Program										
Pacific Academy										
INSTRUCTIONAL SERVICES										
Indian Education Agreement (Scappoose only)								\$19,455.16		
Professional Development/Workshops			\$150.00		\$150.00	\$800.80	\$100.00	\$50.00		\$1,824.40
TECHNOLOGY SERVICES										
Data Warehouse	\$4,067.70	\$242.06	\$860.86	\$3,088.54		\$1,723.54				
Destiny: Library/Textbook Management System	\$7,923.29	\$670.14	\$2,161.89		\$3,874.18	\$3,514.20	\$4,653.40			\$2,647.17
Infinite Visions: Fiscal Management System	\$16,150.00	\$12,169.18	\$12,164.18	\$16,579.18	\$13,329.80	\$12,495.90	\$10,360.00	\$15,695.00	\$22,393.75	\$12,230.00
Public School Works Online Training	\$258.00	\$40.00	\$99.00	\$253.00	\$578.00	\$137.00	\$131.00	\$224.00	\$6,142.00	
Sub Hiring, Mgmt., & SmartFindExpress	\$7,943.60	\$1,653.93	\$2,717.11	\$6,370.87	\$6,684.89	\$3,814.87	\$4,640.92	\$8,205.83	\$18,591.02	\$3,482.61
Technology Support, Services, & Purchasing	\$550.00	\$1,938.00	\$1,938.00	\$5,200.12	\$1,100.00	\$22,608.69	\$49,159.93	\$141,176.13		\$68,115.18
Testing & Assessment Scoring		\$33.40	\$762.55			\$574.05	\$2,370.80		\$4,831.60	\$339.40
OTHER SERVICES										
Business Services		\$10,000.00				\$35,000.00				
Truancy Enforcement Services				\$5,516.00			\$3,472.00	\$3,080.00	\$22,960.00	
Misc. Billing		\$16.00	\$32.00	\$80.00	\$64.00	\$80.00	\$32.00	\$16.00		\$16.00
Inter-District Transfer Cycle Processing										
TOTAL	\$457,065.62	\$87,327.85	\$52,356.79	\$583,235.92	\$312,894.72	\$199,948.41	\$216,537.29	\$523,300.03	\$755,127.72	\$227,290.53

EXPENDITURES BY DISTRICT

Tillamook County

Washington County

Neah-Kah-Nie
Nestucca
Valley
Tillamook
Banks
Beaverton
Forest Grove
Gaston
Hillsboro
Sherwood
Tigard-Tualatin
TOTALS

SPECIAL STUDENT SERVICES											
Audiological Services			\$105.00		\$90.00		\$120.00	\$5,584.80	\$60.00	\$60.00	\$6,019.80
Augmentative Communication/Assistive	\$2,395.25	\$1,532.50	\$4,319.50	\$519.25	\$50,944.00	\$4,371.75	\$134.00	\$203,943.50	\$2,931.25	\$10,188.80	\$291,698.30
Autism Spectrum Disorder (ASD)								\$8,040.00			\$48,773.20
Deaf/Hard of Hearing Classrooms: Groner					\$149,601.00			\$299,202.00		\$249,335.00	\$698,138.00
Deaf/Hard of Hearing Staffing			\$48,791.25		\$105,600.50	\$109,090.75	\$162.50	\$199,958.50		\$45,793.00	\$599,215.50
EI/ECSE Evaluations	\$10,534.00	\$7,756.00	\$18,080.00	\$8,695.00	\$647,649.00	\$125,654.00	\$5,583.00	\$410,251.00	\$42,863.00	\$188,583.00	\$1,638,331.00
Misc. Special Ed			\$762.00		\$7,331.28	\$261.75	\$1,130.00	\$5,254.00	\$997.00	\$3,009.65	\$22,795.57
Nursing Services				\$19,115.20		\$815.00	\$3,780.00	\$3,194.00	\$199,810.50		\$226,714.70
Occupational Therapy Services	\$15,810.88	\$16,799.06	\$69,172.60	\$29,645.40			\$2,411.92	\$473,998.00	\$88,936.20	\$152,407.40	\$1,070,281.08
Physical Therapy Services	\$1,675.00	\$1,072.00	\$7,169.00				\$3,512.25	\$122,112.00	\$62,487.24		\$285,745.40
School Psychologists	\$53,194.00		\$42,555.20	\$106,843.00				\$87,350.40		\$272,303.60	\$1,282,756.10
Speech & Language Services	\$112,447.50	\$62,535.00		\$42,863.00		\$64,701.75		\$270,985.00	\$105,569.81	\$379,384.50	\$1,957,195.04
Teacher (ED/DD)											\$345,643.70
Transportation (EI/ECSE)								\$4,364.01		\$4,579.47	\$34,093.34
Vision Services						\$1,280.00					\$1,280.00
DEPARTMENT OF SCHOOLS											
Cascade Academy				\$19,488.00	\$705,000.00		\$24,675.00	\$611,418.75	\$84,600.00	\$105,750.00	\$1,587,749.75
Cascade Ed Corps (CEC)										\$10,000.00	\$10,000.00
Fire Science Program								\$40,000.00			\$40,000.00
GED Testing						\$48,432.36		\$6,720.00			\$55,152.36
Lifeworks NW Day Treatment Programs				\$43,290.00	\$325,752.00	\$56,182.98	\$4,446.00	\$490,532.00	\$81,438.00	\$162,876.00	\$1,164,516.98
Levi Anderson Learning Center				\$40,719.00	\$977,256.00			\$407,190.00	\$122,157.00	\$40,719.00	\$1,627,353.00
ORVED (Oregon Virtual Education)	\$780.00		\$975.00					\$18,135.00		\$78,080.00	\$117,470.00
Outdoor Science School				\$17,688.00	\$99,512.75		\$9,898.00	\$111,240.00	\$47,375.25	\$75,559.00	\$389,641.00
P.A.C.E Program						\$375,812.60		\$466,860.40	\$40,719.00		\$883,392.00
Pacific Academy					\$1,092,750.00			\$387,750.00		\$70,500.00	\$1,551,000.00
INSTRUCTIONAL SERVICES											
Indian Education Agreement (Scappoose only)											\$19,455.16
Professional Development/Workshops	\$1,445.60	\$24,150.00	\$5,076.80		\$395.00	\$1,505.00	\$1,144.00	\$4,850.00			\$41,641.60
TECHNOLOGY SERVICES											
Data Warehouse						\$13,659.10			\$9,969.96	\$25,758.46	\$59,370.22
Destiny: Library/Textbook Management System	\$3,228.85					\$23,382.41		\$8,927.13	\$17,420.76		\$78,403.42
Infinite Visions: Fiscal Management System	\$14,108.00	\$10,800.00		\$11,538.75		\$42,880.00	\$7,285.00	\$118,080.93	\$31,228.44	\$91,378.13	\$470,866.24
Public School Works	\$146.00	\$90.00	\$341.00	\$154.00		\$742.00	\$303.00	\$7,500.00	\$601.00		\$17,739.00
Sub Hiring, Mgmt., & SmartFindExpress	\$287.50	\$266.00	\$1,198.75	\$5,285.16		\$22,029.05	\$2,586.68	\$81,076.25	\$18,750.50	\$1,315.00	\$196,900.54
Technology Support, Services, & Purchasing	\$15,637.22	\$1,055.00		\$550.00	\$378.00	\$1,178.50				\$168,477.37	\$479,062.14
Testing & Assessment Scoring	\$946.10			\$602.00	\$45,933.20	\$8,104.35	\$304.30	\$21,305.60	\$5,151.22	\$9,517.75	\$100,776.32
OTHER SERVICES											
Business Services		\$48,000.00									\$67,500.00
Truancy Enforcement Services					\$13,468.00	\$60,256.00		\$3,864.00	\$7,224.00	\$31,836.00	\$151,676.00
Misc. Billing		\$32.00	\$48.00		\$16.00	\$80.00	\$32.00	\$162.00	\$695.92	\$4,311.18	\$5,377.10
Inter-District Transfer Cycle Processing				\$409.08	\$13,175.49	\$2,282.67	\$187.83	\$7,191.33		\$48.00	\$23,294.40
TOTAL	\$232,635.90	\$174,087.56	\$198,594.10	\$347,404.84	\$4,234,852.22	\$962,702.02	\$67,695.48	\$4,887,040.60	\$970,986.05	\$2,181,770.31	\$17,672,853.96

ADVISORY COMMITTEES

Advisory committees provide an important link between local school district personnel and ESD program supervisors. Committee members meet throughout the school year to discuss program needs, problem solve, and recommend improvements that will enhance the delivery of services to young children and students throughout the region. These committees continue to be an important resource to the ESD when planning and designing programs and services that are cost-effective and responsive to districts' needs.

EARLY INTERVENTION/EARLY CHILDHOOD EDUCATION

Clatsop County

Anderson, Randy	Parent/OrPTI
Beck, Alice	Commission on Children & Families
Brouillet, Gary	NWRES
Eterno, Pat	Head Start
Ford, Nancy	NWRES
Horecny, Patsy Lee	CC Health & Human Services
Leo, Ruby	Warrenton-Astoria HS
Lindstrom, Brandi	Parent
Quackenbush, Jill	Lifeworks NW
Wallace, Lisa	Head Start

Columbia County

Clark, Cheri	Scappoose School District
Coulter, Laney	NWRES
Date, Simon	Parent
Harbison, Toni	Public Health
Henkemeyer, Karen	CC Resource & Referral Program
Ford, Nancy	NWRES
Kelly, Kathy	Oregon Head Start
Lewis, Sam	Columbia County Mental Health
Olson, Katie	Parent
Parsons, Elaine	Community Action Organization
Ruddell, Pam	DHS, Self Sufficiency Program
Smith, Margie	Oregon Head Start
Spika Kenna, Jan	Commission on Children & Families
Stram, Holly	Parent
Tweed, Kimberly	Parent

Tillamook County

Armstrong, Helen	NWRES
Kearns, Carol	Neah-Kah-Nie School District
Lorette, Stacy	Healthy Start
Ford, Nancy	NWRES
Batchelder, Ann	Tillamook Medical Group
Horton, Tira	DHS - Child Welfare
Niskanen, Cerisa	Tillamook County Health Dept.
Hedrick, Kathryn	Nestucca Valley School District
Castle, Raedetta	Child & Family Dev. of CAT-NKN
Finckbone, Joyce	Child & Family Dev. of CAT -Tillamook
Putman, Marlene	Commission on Children and Families
McClure, Chris	Child & Family Dev. Programs of CAT-Nestucca
Pyle, Monica	Child & Family Dev. of CAT-Regional
Woodard, Shauna	Tillamook School District
Walker, Linda	NWRES
Larsen, Ruth	Tillamook Family Counseling

Washington County

Cota, Kim	Developmental Disabilities
Baker, Amy	Wash. Co. Mental Health
Bruce, Rene	Family and Community Resources
Decker, Sarah	OCDC- Head Start
Ford, Nancy	NWRES
Freund, Peggy	NWRES
Henkemeyer, Karen	Wa. Co. Child Care Resource & Referral
Hooge, Holly	Citizen-at-Large
Kellogg, Lori	NWRES
McNee, Dolores	Wash. Co. Head Start
Moore, Carol	NWRES
Omel, Sue	Wash. Co. Human Services
Padgett, Jessica	Co-Chair, Parent 1
Shepherd, Karen	NWRES
Stotz, Diana	Commission on Children & Families,
Taylor, Lisa	NWRES
Upton, Christy	Co-Chair, Beaverton District Rep.

ELL/MIGRANT ADVISORY COMMITTEES

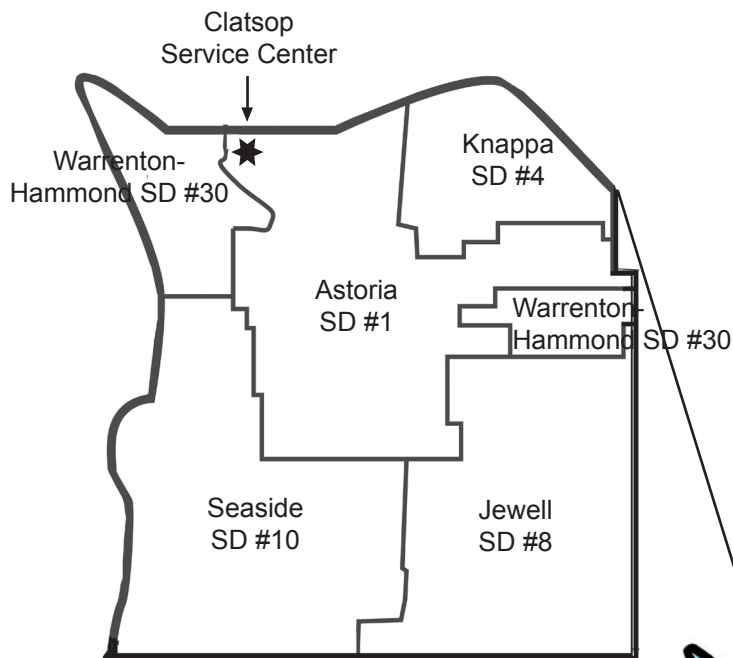
CLATSOP COUNTY	
Astoria School District	Lynn Jackson
Jewell School District	Jim Carlile
Knappa School District	Leila Collier
Seaside School District	Sande Brown
Warrenton-Hammond	Angie Jannusch
COLUMBIA COUNTY	
Clatskanie School District	Jeff Baugham Rhonda Stecker
Rainier School District	Laurie Kash
Scappoose School District	Molly Nordwall
St. Helens School District	Lisa Rawlings
Vernonia School District	Aaron Miller
TILLAMOOK COUNTY	
Neah-Kah-Nie School District	Angie Douma
Nestucca Valley School District	Nick Gelbard
Tillamook School District	Bruce Rhodes
WASHINGTON COUNTY	
Banks School District	Shelley Mitchell Bobbie Woodruff
Beaverton School District	Wei-Wei Lou
Forest Grove School District	Leonard Terrible
Gaston School District	Lynnae Fox-Cornelio
Hillsboro School District	Travis Reinman
Tigard-Tualatin School District	Erin Lolich Tara Black

TECHNOLOGY ADVISORY COMMITTEES

	Technology	MIS: Finance Services	MIS: Student Services	Curriculum & Instruction
CLATSOP COUNTY				
Astoria School District	Mark Keyser	Louise Kallstrom	Tammi Arnold	Craig Hoppes
Jewell School District	Joan Harding	Jennifer Brandon	Allyce Chronister Joan Harding	Debra Brooks
Knappa School District	Tim Vandergrift	Nikki Fowler	Nikki Fowler	Jim Carlile
Seaside School District	Don Mespelt	Crickette Lovejoy Justine Hill	Don Mespelt	Rosemary Riddock
Warrenton-Hammond	Jayson Holmstead	Mike Moha	Annette Johnson Cheryl Jannusch	Janice Schock
COLUMBIA COUNTY				
Clatskanie School District	Larry Cook	Janine Salsbury	Beth Greg	Yolanda Brackman
Rainier School District	Larry Cook	Elisabeth Guisinger	Lisa Skeans Erin Knox Larry Cook	Brad Ramey Paul Coakley
Scappoose School District	Bill Jensen Derek Reynolds	Mary Crum	Jami Schmid	Sue Hays
St. Helens School District	Ed Leader	Terri Burns	Donna Rethati	Lisa Rawlings
Vernonia School District	Glenda DeLemos	Dawn Plews	Kathi Fetch	Ken Cox
TILLAMOOK COUNTY				
Neah-Kah-Nie School District	Levi Nugent	Mark Sybouts	Kathie Sellars	Jay Kosik Jim Severson
Nestucca Valley School District	Gene Martin	Mike Schofield	Lisa Macia	Randy Wharton
Tillamook School District	Chas Sundling	Shannon Farrier	Gail Levesque Linda Kjemperud	Julia Kettner Jennifer Guarcello
WASHINGTON COUNTY				
Banks School District	Mike O'Reilly	Simon Levear	Mike O'Reilly	Mark Everett
Beaverton School District	Bruce Ruprecht	Joanne Ossanna	Sherry Miller	Gary Sehorn
Forest Grove School District	Brian Hawkins	Darrin Davidson	Debbie Thrush	Jennifer Frentress
Gaston School District	Scott Catino	Marie DuRette	Scott Catino Rita De Groen	Mike Durbin Lani Arakaki-Schadt
Hillsboro School District	Jon Goucher	Jim Harrington	Debra Giles-Murtha	Kathi Robinson
Sherwood School District	Brad Buys	Cyndi Turner	Rebecca Humphreys	Melissa Goff
Tigard-Tualatin School District	Susan James	Bonnie Maplethorpe	Susan James	Dan Goldman

Northwest Regional ESD Clatsop Service Center

Paula Mills, County Education Coordinator • (503) 325-2862
3194 Marine Drive • Astoria, OR 97103



Serving the School Districts of Clatsop County:

- Astoria SD #1
- Jewell SD #8
- Knappa SD #4
- Seaside SD #10
- Warrenton-Hammond SD #30



ASTORIA SCHOOL DISTRICT

Craig Hoppes, Superintendent

78 Alameda Ave. • Astoria, OR 97103
Phone: 503-325-6441 • Fax: 503-325-6524

www.astoria.k12.or.us



Participation in NWRES Programs & Services

SPECIAL STUDENT SERVICES

- **Early Intervention/Early Childhood Services**
Evaluations completed: 55 Children served: 87
- **Low Incidence Regional Programs—61 students were served in these areas:**
Autism: 53 Deaf/Blind: 0
Hearing & Audiology: 3 Orthopedics: 4
Vision: 1
- **Hours of service to children:**
EI/ECSE Evaluations: 730 EI/ECSE Special Education: 6,019
Low Incidence Regional Programs: 14,609
School Psychologists, Speech Language Services, Motor Team: 1,325

SCHOOLS DEPARTMENT

- **ORVED Registration—6 students**
- **Home School Registration—60 students**

INSTRUCTION AND SCHOOL IMPROVEMENT SERVICES

- **School Improvement Services—15 NWRES school improvement trainings were provided with 163 sign-ins logged by Astoria School District staff members. Services represent on-site delivery in the areas of assessment, improvement planning facilitation, data analysis training, literacy, math, PBS, priority standards, effective instructional strategies, administrative support and trainings, consulting with district staff, and coaching activities in classrooms, as well as with administrators.**

TECHNOLOGY SERVICES

- **eSIS Support Contacts—88**
- **Multimedia Services: Streamings (Learn360)—1,365**

SERVICE CREDIT UTILIZATION

Special Student Services

Speech Language Pathologists	\$263,018.48
School Psychologists	\$92,820.70
Augmentative Communication/Assistive Technology	\$1,646.86

Technology Services

Infinite Visions Server Hosting	\$2,500.00
Infinite Visions Maintenance Fee	\$13,650.00

Total credits used..... \$373,636.04

CONTRACTED SERVICES

Special Student Services

Evaluation of Children for Early Intervention Services	\$41,870.00
Physical and Occupational Therapy	\$16,305.10

Technology Services

Regional Data Warehouse	\$4,067.70
Destiny Library and Textbook Management	\$7,923.29
SmartFind Express Absence Reporting	\$6,700.00
Substitute Employees Management	\$36.85
Background Checks	\$1,206.75
Public School Works Online Employee Training	\$258.00
District-Level Proxy/Filter Configuration	\$550.00

Total contracted services \$78,917.69

ADDITIONAL SERVICES PURCHASED

Equipment Rentals: Missing/Lost/Damaged	\$931.89
FM Rentals (Personal frequency modulation systems)	\$850.00
ORVED	\$2,730.00

Total additional services purchased \$4,511.89

TOTAL BILLED FY 2011-12..... \$457,065.62

CORE SERVICES

- Provided to all districts through the Local Service Plan -

Special Education Administration | School Improvement | Professional Development
ELL | Tech. Administration Support | eSIS | Help Desk and Site Support | ISDS/Application Support
Multimedia | Videoconferencing | Courier | Truancy Enforcement (Core to districts under 1,000 ADM)
Service Center Administration | Superintendent Activities | FlashAlert Emergency Closure Network
Home School Registration | County Allocations

JEWELL SCHOOL DISTRICT

Jim Carlile, Superintendent

83874 Hwy. 103 • Seaside, OR 97138
Phone: 503-755-2451 • Fax: 503-755-0616

www.jewell.k12.or.us



Participation in NWRES Programs & Services

SPECIAL STUDENT SERVICES

- **Early Intervention/Early Childhood Services**
Evaluations completed: 3 Children served: 2
- **Low Incidence Regional Programs—4 students were served in these areas:**
Autism: 4 Deaf/Blind: 0
Hearing & Audiology: 0 Orthopedics: 0
Vision: 0
- **Hours of service to children:**
EI/ECSE Evaluations: 24 EI/ECSE Special Education: 137
Low Incidence Regional Programs: 243
School Psychologists, Speech Language Services, Motor Team: 791.4

SCHOOLS DEPARTMENT

- **Northwest Outdoor Science School—17 students participated**
- **Home School Registration—4 students**

INSTRUCTION AND SCHOOL IMPROVEMENT SERVICES

- **School Improvement Services—10 NWRES school improvement trainings were provided with 34 sign-ins logged by Jewell School District staff members. Services represent on-site delivery in the areas of assessment, improvement planning facilitation, data analysis training, literacy, math, PBS, priority standards, effective instructional strategies, administrative support and trainings, consulting with district staff, and coaching activities in classrooms, as well as with administrators.**

TECHNOLOGY SERVICES

- **eSIS Support Contacts—30**
- **Multimedia Services: Streamings (Learn360)—854**
- **Tests Scored—3**

SERVICE CREDIT UTILIZATION

Special Student Services

Speech Language Pathologists	\$31,267.50
School Psychologists	\$21,277.60
Evaluation of Children for Early Intervention Services	\$2,088.00

Technology Services

Infinite Visions Maintenance Fee	\$8,805.00
Infinite Visions Server Hosting	\$1,500.00
Substitute Employees Management	\$600.00
District Level Proxy/Filter Configuration	\$550.00
Attendance/Emergency Notification System.....	\$175.00
Background Checks.....	\$56.50
Public School Works Online Employee Training.....	\$40.00
Testing and Assessment Scoring	\$33.40

Total credits used..... \$66,393.00

CONTRACTED SERVICES

Special Student Services

Physical and Occupational Therapy Services.....	\$1,375.04
FM Rentals (Personal frequency modulation systems).....	\$300.00

Instructional Services

Outdoor School.....	\$3,672.00
---------------------	------------

Administrative Services

Business Services	\$10,000.00
-------------------------	-------------

Total contracted services \$15,347.04

ADDITIONAL SERVICES PURCHASED

Infinite Visions Software Support	\$1,864.18
Three-year Archmail Defender Server Maintenance.....	\$1,388.00
Substitute Employees Management	\$706.93
Destiny Library and Textbook Management	\$670.14
ORVED.....	\$585.00
Date Warehouse	\$242.06
Background Checks.....	\$115.50
OSBA Meeting	\$16.00

Total additional services purchased \$5,587.81

TOTAL BILLED FY 2011-12..... \$87,327.85

CORE SERVICES

- Provided to all districts through the Local Service Plan -

Special Education Administration | School Improvement | Professional Development
ELL | Tech. Administration Support | eSIS | Help Desk and Site Support | ISDS/Application Support
Multimedia | Videoconferencing | Courier | Truancy Enforcement (Core to districts under 1,000 ADM)
Service Center Administration | Superintendent Activities | FlashAlert Emergency Closure Network
Home School Registration | County Allocations

KNAPPA SCHOOL DISTRICT

Jeff Leo, Superintendent

41535 Old Hwy. 30 • Astoria, OR 97103
Phone: 503-458-6166 • Fax: 503-458-5466

www.knappa.k12.or.us



Participation in NWRES Programs & Services

SPECIAL STUDENT SERVICES

- **Evaluation of Children for Early Intervention/Early Childhood Services**
Evaluations completed: 7 Children served: 6
- **Low Incidence Regional Programs—19 students were served in these areas:**
Autism: 16 Deaf/Blind: 0
Hearing & Audiology: 2 Orthopedics: 1
Vision: 0
- **Hours of service to children:**
EI/ECSE Evaluations: 73 EI/ECSE Special Education: 274
Low Incidence Regional Programs: 258.4
School Psychologists, Speech Language Services, Motor Team: 258.4

SCHOOLS DEPARTMENT

- **ORVED**—6 students registered
- **Home School Registration**—10 students

INSTRUCTION AND SCHOOL IMPROVEMENT SERVICES

- **School Improvement Services**—3 NWRES school improvement trainings were provided with 41 sign-ins logged by Knappa School District staff members. Services represent on-site delivery in the areas of assessment, improvement planning facilitation, data analysis training, literacy, math, PBS, priority standards, effective instructional strategies, administrative support and trainings, consulting with district staff, and coaching activities in classrooms, as well as with administrators.

TECHNOLOGY SERVICES

- **eSIS Support Contacts**—21
- **Multimedia Services:** Streamings (Learn360—167
- **Test Scored**—65

OTHER SERVICES

- **Truancy Enforcement**—37 contacts (no cost to districts under 1,000 ADM)

SERVICE CREDIT UTILIZATION

Special Student Services

School Psychologists	\$10,638.80
Physical and Occupational Therapy Services.....	\$14,540.40
Evaluation of Children for Early Intervention Services	\$5,864.00

Technology Services

Infinite Visions Maintenance	\$8,800.00
Destiny Library and Textbook Management	\$2,161.89
Infinite Visions Server Hosting	\$1,500.00
Substitute Employee Management	\$600.00
District Level Proxy/Filter Configuration	\$550.00
Public School Works online Employee Training.....	\$99.00
Background Checks.....	\$87.50

Total credits used..... \$44,841.59

ADDITIONAL SERVICES PURCHASED

SmartFinder Express	\$2,029.61
CSA Software Support Services.....	\$1,864.18
Three-year Archmail Defender Server Maintenance	\$1,388.00
Data Warehouse	\$860.86
Testing and Assessment Scoring	\$762.55
ORVED.....	\$390.00
Workshops	\$150.00
Equipment - Rentals/Missing/Lost/Damaged	\$38.00
OSBA Meeting	\$32.00

Total additional services purchased \$7,515.20

TOTAL BILLED FY 2011-12..... \$52,356.79

CORE SERVICES

- Provided to all districts through the Local Service Plan -

Special Education Administration | School Improvement | Professional Development
ELL | Tech. Administration Support | eSIS | Help Desk and Site Support | ISDS/Application Support
Multimedia | Videoconferencing | Courier | Truancy Enforcement (Core to districts under 1,000 ADM)
Service Center Administration | Superintendent Activities | FlashAlert Emergency Closure Network
Home School Registration | County Allocations


SEASIDE SCHOOL DISTRICT

Dr. Doug Dougherty, Superintendent

1801 S. Franklin St. • Seaside, OR 97138

Phone: 503-738-5591 • Fax: 503-738-3471

www.seaside.k12.or.us



Participation in NWRES Programs & Services

SPECIAL STUDENT SERVICES

- **Evaluation of Children for Early Intervention/Early Childhood Services**
Evaluations completed: 46 Children served: 75
- **Low Incidence Regional Programs—56 students were served in these areas:**
Autism: 51 Deaf/Blind: 0
Hearing & Audiology: 5 Orthopedics: 0
Vision: 1
- **Hours of service to children:**
EI/ECSE Evaluations: 486 EI/ECSE Special Education: 4,788
Low Incidence Regional Programs: 1,429
School Psychologists, Speech Language Services, Motor Team: 7,265.2

SCHOOLS DEPARTMENT

- **ORVED Registraton—1student**
- **Behavioral Programs Enrollment—Levi Anderson Day Treatment Program: 1**
- **Northwest Outdoor Science School—112 students participated**
- **Home School Registration—33 students**

INSTRUCTION AND SCHOOL IMPROVEMENT SERVICES

- **School Improvement Services—12 NWRES school improvement trainings were provided with 177 sign-ins logged by Seaside School District staff members. Services represent on-site delivery in the areas of assessment, improvement planning facilitation, data analysis training, literacy, math, PBS, priority standards, effective instructional strategies, administrative support and trainings, consulting with district staff, and coaching activities in classrooms, as well as with administrators.**

TECHNOLOGY SERVICES

- **eSIS Support Contacts—69**
- **Multimedia Services: Streamings (Learn360)—1,087**

OTHER SERVICES

- **Truancy Enforcement—32 contacts**

Seaside High School • Broadway Middle School
Cannon Beach Elementary • Gearhart Elementary • Seaside Heights Elementary

SERVICE CREDIT UTILIZATION

Special Student Services

Speech Language Pathologists	\$215,000.00
School Psychologists	\$106,388.00
Physical Therapists	\$74,198.32
Evaluation of Children for Early Intervention Services	\$10,000.00
Augmentative Communication/Assistive Technology	\$1,535.64

Technology Services

Infinite Visions Maintenance Fee	\$2,715.00
Infinite Visions Server Hosting	\$2,000.00
District Level Proxy/Filter Configuration Configuration	\$550.00

Other Services

Truancy Enforcement	\$5,516.00
---------------------------	------------

Total credits used..... \$427,902.96

CONTRACTED SERVICES

Special Student Services

Speech Language Pathologist Assistants	\$60,000.00
Levi Anderson Learning Center	\$39,312.00
Evaluation of Children for Early Intervention Services	\$21,253.00
Regional Data Warehouse	\$3,088.54
Background Checks	\$997.00
Public School Works Online Training	\$253.00

Total contracted services \$124,903.54

ADDITIONAL SERVICES PURCHASED

Outdoor School	\$16,317.00
SmartFinder, Absence System and Compliance Training	\$5,373.87
Technology Services	\$4,650.12
Infinite Visions Support	\$1,864.18
Speech Language Pathologists	\$1,121.25
Equipment - Rental/Missing/Damaged	\$617.00
FM Rentals (Personal frequency modulation systems)	\$300.00
Evaluation of Children for Early Intervention Services	\$106.00
OSBA Meeting	\$80.00

Total additional services purchased \$30,429.42

TOTAL BILLED FY 2011-12..... \$583,235.92

CORE SERVICES

- Provided to all districts through the Local Service Plan -

Special Education Administration | School Improvement | Professional Development
ELL | Tech. Administration Support | eSIS | Help Desk and Site Support | ISDS/Application Support
Multimedia | Videoconferencing | Courier | Truancy Enforcement (Core to districts under 1,000 ADM)
Service Center Administration | Superintendent Activities | FlashAlert Emergency Closure Network
Home School Registration | County Allocations

WARRENTON-HAMMOND SCHOOL DISTRICT

Mark Jeffery, Superintendent

820 SW Cedar Street • Warrenton, OR 97146

Phone: 503-861-2281 • Fax: 503-861-2911

www.whsd.k12.or.us



Participation in NWRES Programs & Services

SPECIAL STUDENT SERVICES

- **Evaluation of Children for Early Intervention/Early Childhood Services**
Evaluations completed: 25 Children served: 42
- **Low Incidence Regional Programs — 28 students were served in these areas:**
Autism: 25 Deaf/Blind:
Hearing & Audiology: 0 Orthopedics: 1
Vision: 2
- **Hours of service to children:**
EI/ECSE Evaluations: 243 EI/ECSE Special Education: 2,462
Low Incidence Regional Programs: 1,094
School Psychologists, Speech Language Services, Motor Team: 4,158

SCHOOLS DEPARTMENT

- **Outdoor School**—57 students participated
- **Home School Registration**—28 students

INSTRUCTION AND SCHOOL IMPROVEMENT SERVICES

- **School Improvement Services**—30 NWRES school improvement trainings were provided with 307 sign-ins logged by Warrenton-Hammond School District staff members. Services represent on-site delivery in the areas of assessment, improvement planning facilitation, data analysis training, literacy, math, PBS, priority standards, effective instructional strategies, administrative support and trainings, consulting with district staff, and coaching activities in classrooms, as well as with administrators.

TECHNOLOGY SERVICES

- **eSIS Support Contacts**—20
- **Multimedia Services: Streamings (Learn360)**—181

OTHER SERVICES

- **Truancy Enforcement**—66 contacts

Warrenton High School • South Jetty High School • Young's Bay Ed. Program • Warrenton Grade

SERVICE CREDIT UTILIZATION

Special Student Services

Speech Language Pathologists	\$165,000.00
School Psychologists	\$85,110.40
Evaluation of Children for Early Intervention Services	\$13,000.00
Physical Therapists	\$9,317.20
Augmentative Communication/Assistive Technology	\$3,115.50

Technology Services

Infinite Visions Maintenance	\$12,510.90
Router Configuration and Support	\$1,100.00

Total credits used.....\$289,154.00

CONTRACTED SERVICES

Special Student Services

FM Rentals (Personal frequency modulation systems)	\$500.00
--	----------

Total contracted services\$500.00

ADDITIONAL SERVICES PURCHASED

Outdoor School.....	\$8,379.00
SmartFinder/Sub Hiring	\$5,702.39
Destiny Library and Textbook Management	\$3,874.18
Evaluation of Children for Early Intervention Services	\$2,474.00
CRIS Background Checks.....	\$982.50
Infinite Visions Support	\$818.90
Public School Works online Employee Training.....	\$578.00
Augmentative Communication/Assistive Technology	\$217.75
Workshops	\$150.00
OSBA Meeting	\$64.00

Total additional services purchased\$23,240.72

TOTAL BILLED FY 2011-12.....\$312,894.72

CORE SERVICES

- Provided to all districts through the Local Service Plan -

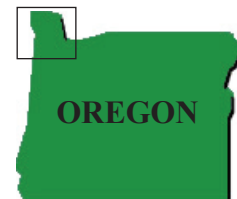
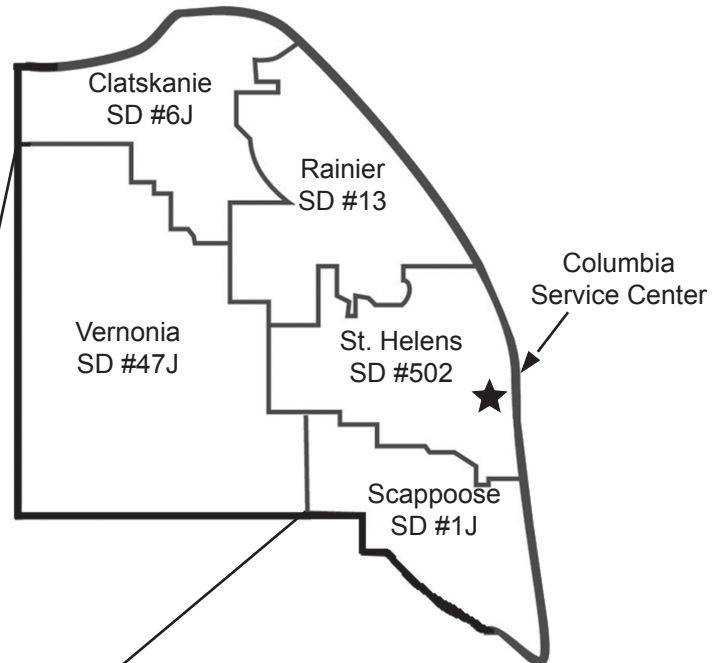
Special Education Administration | School Improvement | Professional Development
ELL | Tech. Administration Support | eSIS | Help Desk and Site Support | ISDS/Application Support
Multimedia | Videoconferencing | Courier | Truancy Enforcement (Core to districts under 1,000 ADM)
Service Center Administration | Superintendent Activities | FlashAlert Emergency Closure Network
Home School Registration | County Allocations

Northwest Regional ESD Columbia Service Center

Cynthia Jaeger, County Education Coordinator • (503) 366-4100
800 Port Avenue • St. Helens, OR 97051

Serving the School Districts of Columbia County:

- Clatskanie SD #6J
- Rainier SD #13
- Scappoose SD #1J
- St. Helens SD #502
- Vernonia SD #47J



CLATSKANIE SCHOOL DISTRICT

Mary Mitchell, Superintendent

555 SW Bryant St. • Clatskanie, OR 97016

Phone: 503-728-0587 • Fax: 503-728-0608

www.clat6j.k12.or.us



Participation in NWRES Programs & Services

SPECIAL STUDENT SERVICES

- **Early Intervention/Early Childhood Special Education (EI/ECSE)**
Children served: 22 Evaluations completed: 12
- **Low Incidence Regional Programs**—A total of 16 students were served in these areas:
Autism: 11 Hearing & Audiology: 2
Orthopedics: 2 Vision: 1
- **Hours of service to children:**
EI/ECSE Evaluations: 146 EI/ECSE Special Education: 1,301
Low Incidence Regional Programs: 502
School Psychologists, Speech Language Services, Motor Team: 1,590

SCHOOLS DEPARTMENT

- **Home School Registration**—55 students

INSTRUCTION AND SCHOOL IMPROVEMENT SERVICES

- **School Improvement Services**—34 NWRES school improvement trainings were provided with 586 sign-ins logged by Clatskanie School District staff members. Services represent on-site delivery in the areas of assessment, improvement planning facilitation, data analysis training, literacy, math, PBS, priority standards, effective instructional strategies, administrative support and trainings, consulting with district staff, and coaching activities in classrooms, as well as with administrators.

TECHNOLOGY SERVICES

- **eSIS Support Contacts**—13
- **Multimedia Services:** Streamings (Learn360)—679
- **Tests Scored**—41

OTHER SERVICES

- **Truancy Enforcement**—20 contacts (provided at no cost to districts with ADM under 1,000)

SERVICE CREDIT UTILIZATION

Special Student Services

School Psychologists	\$85,110.40
Physical and Occupational Therapy Services.....	\$24,399.96
Evaluation of Children for Early Intervention Services	\$9,154.00
Augmentative Communication/Assistive Technology	\$335.00
FM Rentals (Personal frequency modulation systems).....	\$200.00

Instructional Services

Special Education Professional Development Specialist	\$800.80
---	----------

Technology Services

Infinite Visions Maintenance	\$8,795.00
District Level Technology Support.....	\$8,000.00
Destiny Library and Textbook Management	\$3,514.20
SmartFind Express Absence Reporting System	\$3,000.00
Infinite Visions Server Hosting	\$2,000.00
Regional Data Warehouse	\$1,723.54
Testing and Assessment Scoring	\$574.05
Substitute Employees Management Services.....	\$566.37
Background Checks.....	\$248.50
Public School Works Online Employee Training.....	\$137.00

Total credits used \$148,558.82

ADDITIONAL SERVICES PURCHASED

Business Services	\$35,000.00
Technology Services.....	\$12,901.14
PowerEdge.....	\$1,707.55
Infinite Visions Trainaig	\$1,700.90
OSBA Meeting	\$80.00

Total additional services purchased \$51,389.59

TOTAL BILLED FY 2011-12..... \$199,948.41

CORE SERVICES

- Provided to all districts through the Local Service Plan -

Special Education Administration | School Improvement | Professional Development
ELL | Tech. Administration Support | eSIS | Help Desk and Site Support | ISDS/Application Support
Multimedia | Videoconferencing | Courier | Truancy Enforcement (Core to districts under 1,000 ADM)
Service Center Administration | Superintendent Activities | FlashAlert Emergency Closure Network
Home School Registration | County Allocations

RAINIER SCHOOL DISTRICT

Michael Carter, Superintendent

28168 Old Rainier Rd. • Rainier, OR 97048

Phone: 503-556-3777 • Fax: 503-556-3778

www.rainier.k12.or.us



Participation in NWRES Programs & Services

SPECIAL STUDENT SERVICES

- **Early Intervention/Early Childhood Special Education (EI/ECSE)**
Children served: 23 Evaluations completed: 18
- **Low Incidence Regional Programs**—A total of 11 students were served in these areas:
Autism: 11 Hearing & Audiology: 0
Orthopedics: 0 Vision: 0
- **Hours of service to children:**
EI/ECSE Evaluations: 219 EI/ECSE Special Education: 1,626
Low Incidence Regional Programs: 1,801
School Psychologists, Speech Language Services, Motor Team: 3,602

SCHOOLS DEPARTMENT

- **ORVED Registration**—2 students
- **Home School Registration**—58 students

INSTRUCTION AND SCHOOL IMPROVEMENT SERVICES

- **School Improvement Services**—21 NWRES school improvement trainings were provided with 324 sign-ins logged by Rainier School District staff members. Services represent on-site delivery in the areas of assessment, improvement planning facilitation, data analysis training, literacy, math, PBS, priority standards, effective instructional strategies, administrative support and trainings, consulting with district staff, and coaching activities in classrooms, as well as with administrators.

TECHNOLOGY SERVICES

- **eSIS Support Contacts**—69
- **Multimedia Services:**
Streamings (Learn360)—1,056
Tests Scored—250

OTHER SERVICES

- **Truancy Enforcement**—15 contacts

SERVICE CREDIT UTILIZATION

Special Student Services

Speech Language Pathologists	\$58,231.25
Deaf/Hard of Hearing Staffing	\$45,793.00
Evaluation of Children for Early Intervention Services	\$13,896.00
Certified Occupational Therapist Assistants	\$11,002.95
Occupational Therapists	\$7,905.44
Physical Therapists	\$4,658.60

Technology Services

Dell Optiplex Minitower	\$35,293.50
District Level Support	\$9,000.00
Infinite Visions Maintenance	\$8,360.00
Testing and Assessment Scoring	\$2,370.80
Infinite Visions Server Hosting	\$2,000.00

Other Services

Truancy Enforcement	\$3,472.00
---------------------------	------------

Total credits used..... \$201,983.54

CONTRACTED SERVICES

Technology Services

Destiny Library and Textbook Management	\$4,653.40
SmartFind Express Absence Reporting System	\$4,357.42
Background Checks	\$283.50
Public School Works Online Employee Training	\$131.00

Total contracted services \$9,425.32

ADDITIONAL SERVICES PURCHASED

Technology Services	\$4,866.43
Itinerant Teacher	\$130.00
Workshops	\$100.00
OSBA Meeting	\$32.00

Total additional services purchased \$5,128.43

TOTAL BILLED FY 2011-12..... \$216,537.29

CORE SERVICES

- Provided to all districts through the Local Service Plan -

Special Education Administration | School Improvement | Professional Development
ELL | Tech. Administration Support | eSIS | Help Desk and Site Support | ISDS/Application Support
Multimedia | Videoconferencing | Courier | Truancy Enforcement (Core to districts under 1,000 ADM)
Service Center Administration | Superintendent Activities | FlashAlert Emergency Closure Network
Home School Registration | County Allocations

SCAPPOOSE SCHOOL DISTRICT

Stephen Jupe, Superintendent

33589 SE High School Way • Scappoose, OR 97056

Phone: 503-543-6374 • Fax 503-543-7011

www.scappoose.k12.or.us



Participation in NWRES Programs & Services

SPECIAL STUDENT SERVICES

- **Early Intervention/Early Childhood Special Education (EI/ECSE)**
Children served: 44 Evaluations completed: 18
- **Low Incidence Regional Programs** - A total of 39 students were served in these areas:
Autism: 29 Hearing & Audiology: 5
Orthopedics: 3 Vision: 2
- **Hours of service to children:**
EI/ECSE Evaluations: 219 EI/ECSE Special Education: 3,578
Low Incidence Regional Programs: 2,660
School Psychologists, Speech Language Services, Motor Team: 3,602

SCHOOLS DEPARTMENT

- **ORVED**—2 students registered
- **Outdoor School**—33 students participated
- **Behavioral Programs Enrollment**
 - Cascade Academy: 1
 - Levi Anderson Learning Center: 1

INSTRUCTION AND SCHOOL IMPROVEMENT SERVICES

- **School Improvement Services**—35 NWRES school improvement trainings were provided with 359 sign-ins logged by Scappoose School District staff members. Services represent on-site delivery in the areas of assessment, improvement planning facilitation, data analysis training, literacy, math, PBS, priority standards, effective instructional strategies, administrative support and trainings, consulting with district staff, and coaching activities in classrooms, as well as with administrators.

TECHNOLOGY SERVICES

- **Multimedia Services:** Streamings (Learn360)—434

OTHER SERVICES

- **Truancy Enforcement**—25 contacts

Scappoose High School • Scappoose Middle School • Grant Watts Elementary
Otto H.H. Petersen Elementary • Sauvie Island Elementary • Warren Elementary

SERVICE CREDIT UTILIZATION

Special Student Services

School Psychologist	\$106,388.00
Speech Language Pathologist.....	\$52,112.50
Deaf/Hard of Hearing Staffing	\$43,862.00
Occupational Therapist	\$24,704.50
Certified Occupational Therapist Assistant	\$18,338.25
Physical Therapist	\$13,975.80
Evaluation of Children for Early Intervention Services	\$8,000.00
Assistive Technology Specialist	\$1,273.00

Technology Services

District Level Support	\$75,000.00
Infinite Visions Maintenance Fee	\$13,195.00
SmartFind Express Absence Reporting Sysetm	\$6,000.00
Infinite Visions Server Hosting	\$2,500.00
Background Checks.....	\$1,009.00
Public Works Online Employee Training	\$224.00

Other Services

Truancy Enforcement	\$1,680.00
---------------------------	------------

Total credits used.....\$368,262.05

CONTRACTED SERVICES

Special Student Services

Cascade Academy.....	\$36,818.00
Deaf/Hard of Hearing Staffing	\$164.00

Total contracted services\$36,982.00

ADDITIONAL SERVICES PURCHASED

Technology Services.....	\$66,176.13
EI/ECSE Bus Transportation.....	\$25,149.86
Indian Ed Agreement.....	\$19,455.16
EI/ECSE Evaluation Billings	\$3,442.00
Truancy.....	\$1,400.00
ORVED.....	\$1,170.00
SmartFinder, Absence System and Compliance Training	\$962.33
CRIS Background Checks.....	\$234.50
Workshops	\$50.00
OSBA Meeting	\$16.00

Total additional services purchased\$118,055.98

TOTAL BILLED FY 2011-12.....\$523,300.03

CORE SERVICES

- Provided to all districts through the Local Service Plan -

Special Education Administration | School Improvement | Professional Development
ELL | Tech. Administration Support | eSIS | Help Desk and Site Support | ISDS/Application Support
Multimedia | Videoconferencing | Courier | Truancy Enforcement (Core to districts under 1,000 ADM)
Service Center Administration | Superintendent Activities | FlashAlert Emergency Closure Network
Home School Registration | County Allocations

Scappoose School District

ST. HELENS SCHOOL DISTRICT

Mark Davalos, Superintendent

474 N. 16th Street • St. Helens, OR 97051
Phone: 503-397-3085 • Fax: 503-397-1907

www.sthelens.k12.or.us



Participation in NWRES Programs & Services

SPECIAL STUDENT SERVICES

- **Early Intervention/Early Childhood Special Education (EI/ECSE)**
Children served: 106 Evaluations completed: 46
- **Low Incidence Regional Programs** - A total of 57 students were served in these areas:
Autism: 43 Hearing & Audiology: 9
Orthopedics: 5 Vision: 0
- **Hours of service to children:**
EI/ECSE Evaluations: 486 EI/ECSE Special Education: 8,295
Low Incidence Regional Programs: 2,295
School Psychologists, Speech Language Services, Motor Team: 3,724

SCHOOLS DEPARTMENT

- **ORVED**—33 students registered
- **Home School Registration**—92 students

INSTRUCTION AND SCHOOL IMPROVEMENT SERVICES

- **School Improvement Services**— 14NWRES school improvement trainings were provided with 224 sign-ins logged by St. Helens School District staff members. Services represent on-site delivery in the areas of assessment, improvement planning facilitation, data analysis training, literacy, math, PBS, priority standards, effective instructional strategies, administrative support and trainings, consulting with district staff, and coaching activities in classrooms, as well as with administrators.

TECHNOLOGY SERVICES

- **eSIS Support Contacts**—190
- **Multimedia Services: Streamings (Learn360)**—1,248
- **Tests Scored**—462

OTHER SERVICES

- **Truancy Enforcement**—180 contacts

St. Helens High School • St. Helens Middle School • Columbia County Education Campus
Columbia City School • Columbia River Youth Corps • Columbia City Elementary
Lewis & Clark Campus • McBride Elementary • Columbia County Education Campus

SERVICE CREDIT UTILIZATION

Special Student Services

Educational Assistants	\$256,425.70
School Psychologist	\$170,220.80
Teacher: Developmentally Delayed/Emotionally Disturbed	\$89,218.00
Teacher: Autism Spectrum Disorder	\$40,733.20
Occupational Therapist.....	\$34,586.30
Evaluation of Children for Early Intervention Services	\$34,568.00
Certified Occupational Therapist Assistant	\$25,673.55
Physical Therapist	\$13,975.80
Deaf/Hard of Hearing Staffing	\$155.50

Technology Services

Infinite Visions Maintenance Fee	\$19,893.75
SmartFind Express Absence Reporting System	\$7,700.00
Public School Works Online Employee Training	\$6,142.00
Testing and Assessment Scoring	\$4,831.60
Substitute Express Management Services	\$3,450.00
Attendance System	\$3,436.00
Infinite Visions Server Hosting	\$2,500.00
Background Checks	\$2,107.50

Other Services

Truancy Enforcement	\$21,224.00
---------------------------	-------------

Total credits used..... \$736,841.70

ADDITIONAL SERVICES PURCHASED

ORVED	\$14,625.00
SmartFinder Express and Substitute Management	\$1,897.52
Truancy	\$1,736.00
Equipment Rentals	\$27.50

Total additional services purchased \$18,286.02

TOTAL BILLED FY 2011-12..... \$755,127.72

CORE SERVICES

- Provided to all districts through the Local Service Plan -

Special Education Administration | School Improvement | Professional Development
ELL | Tech. Administration Support | eSIS | Help Desk and Site Support | ISDS/Application Support
Multimedia | Videoconferencing | Courier | Truancy Enforcement (Core to districts under 1,000 ADM)
Service Center Administration | Superintendent Activities | FlashAlert Emergency Closure Network
Home School Registration | County Allocations

VERNONIA SCHOOL DISTRICT

Dr. Ken Cox, Superintendent

475 Bridge Street • Vernonia, OR 97064
Phone: 503-429-5891 • Fax: 503-429-7742

www.vernonia.k12.or.us



Participation in NWRES Programs & Services

SPECIAL STUDENT SERVICES

- **Early Intervention/Early Childhood Special Education (EI/ECSE)**
Children served: 13 Evaluations completed: 9
- **Low Incidence Regional Programs** - A total of 15 students were served in these areas:
Autism: 13 Hearing & Audiology: 1
Orthopedics: 1 Vision: 0
- **Hours of service to children:**
EI/ECSE Evaluations: 97 EI/ECSE Special Education: 1,464
Low Incidence Regional Programs: 395
School Psychologists, Speech Language Services, Motor Team: 1,910.9

SCHOOLS DEPARTMENT

- **ORVED**—1 student registered
- **Home School Registration**—28 students

INSTRUCTION AND SCHOOL IMPROVEMENT SERVICES

- **School Improvement Services**—2 NWRES school improvement trainings were provided with 7 sign-ins logged by Vernonia School District staff members. Services represent on-site delivery in the areas of assessment, improvement planning facilitation, data analysis training, literacy, math, PBS, priority standards, effective instructional strategies, administrative support and trainings, consulting with district staff, and coaching activities in classrooms, as well as with administrators.

TECHNOLOGY SERVICES

- **eSIS Support Contacts**—39
- **Multimedia Services: Video Streaming (Learn360)**—1,195
- **Tests Scored**—36

OTHER SERVICES

- **Truancy Enforcement**—17 contacts (provided at no cost to districts with ADM under 1,000)

SERVICE CREDIT UTILIZATION

Special Student Services

Speech Language Pathologists	\$72,957.50
School Psychologists	\$42,555.20
Occupational Therapist	\$7,905.44
Physical Therapist	\$3,722.88
Evaluation of Children for Early Intervention Services	\$821.00

Technology Services

Infinite Visions Maintenance Fee	\$10,230.00
Infinite Visions Server Hosting	\$2,000.00

Total credits used.....\$140,192.02

CONTRACTED SERVICES

Special Student Services

Assistive Technology Specialist	\$2,294.75
Physical Therapist	\$2,232.00

Instructional Services

Special Education Professional Development.....	\$1,674.40
---	------------

Technology Services

Destiny Library and Textbook License and Hosting	\$2,647.17
Background Checks.....	\$471.25

Total contracted services\$9,319.57

ADDITIONAL SERVICES PURCHASED

Technology Services.....	\$68,115.18
Evaluation of Children for Early Intervention Services	\$6,147.00
SmartFinder/Sub Hiring	\$3,011.36
Testing and Assessment Scoring.....	339.40
Workshops	\$150.00
OSBA Meeting	\$16.00

Total additional services purchased\$77,778.94

TOTAL BILLED FY 2011-12.....\$227,290.53

CORE SERVICES

- Provided to all districts through the Local Service Plan -

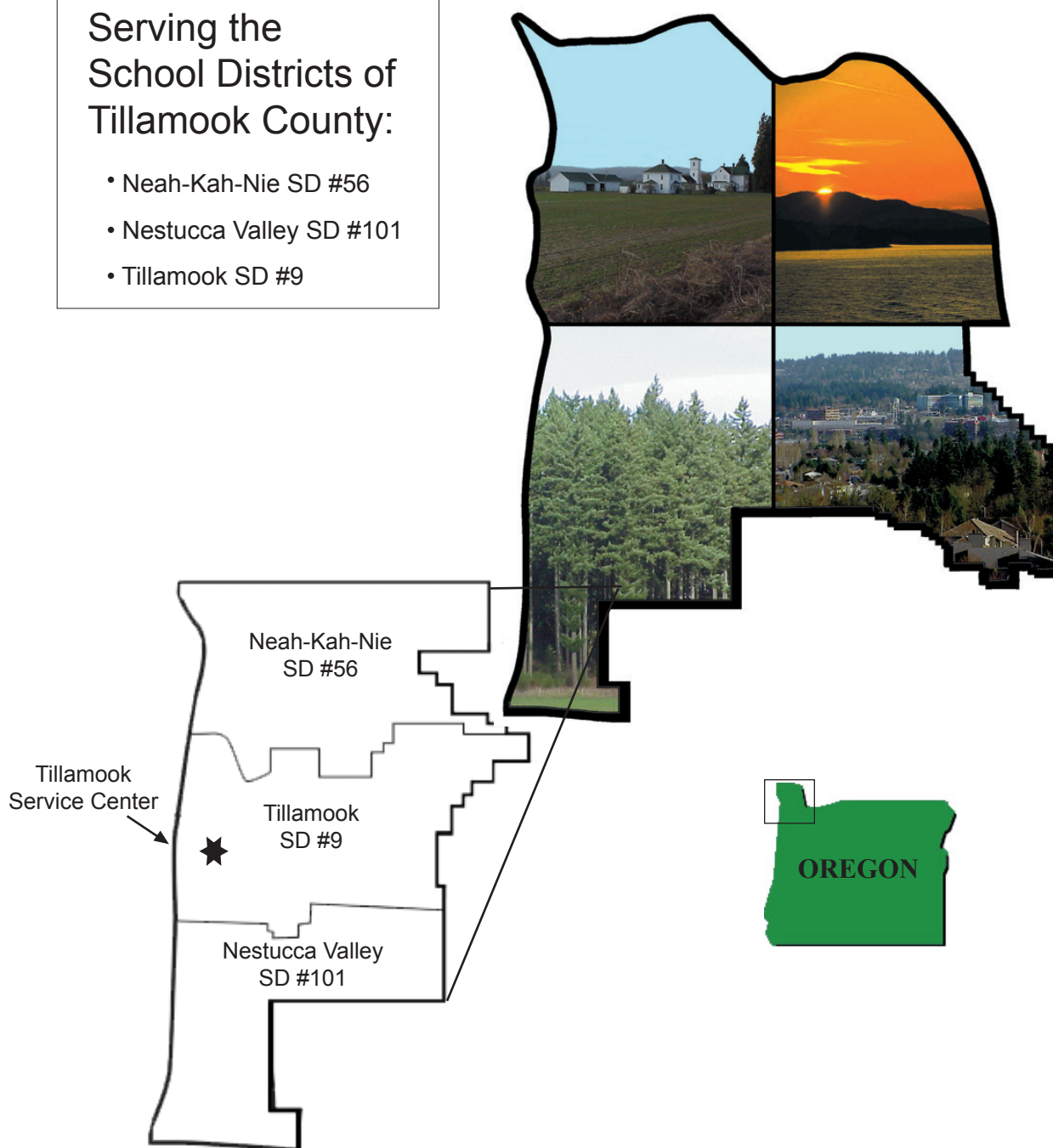
Special Education Administration | School Improvement | Professional Development
ELL | Tech. Administration Support | eSIS | Help Desk and Site Support | ISDS/Application Support
Multimedia | Videoconferencing | Courier | Truancy Enforcement (Core to districts under 1,000 ADM)
Service Center Administration | Superintendent Activities | FlashAlert Emergency Closure Network
Home School Registration | County Allocations

Northwest Regional ESD Tillamook Service Center

Kim Durrer, County Education Coordinator • (503) 842-8423
2515 3rd Street • Tillamook, OR 97141

Serving the School Districts of Tillamook County:

- Neah-Kah-Nie SD #56
- Nestucca Valley SD #101
- Tillamook SD #9



NEAH-KAH-NIE SCHOOL DISTRICT

Paul Erlebach, Superintendent

504 N. 3rd Avenue • Rockaway Beach, OR 97136

Phone: 503-355-2222 • Fax: 503-355-3434

www.neahkahnie.k12.or.us



Participation in NWRES Programs & Services

SPECIAL STUDENT SERVICES

- **Early Intervention/Early Childhood Special Education (EI/ECSE)**
Children served: 22 Evaluations completed: 14
- **Related Services** - A total of 19 students were served in these areas:
Autism: 15 Hearing & Audiology: 3
Orthopedics: 1 Vision: 0
- **Hours of service to children:**
EI/ECSE Evaluations: 170 EI/ECSE Special Education: 1,713
Low Incidence Regional Programs: 471
School Psychologists, Speech Language Services, Motor Team: 3,480

SCHOOLS DEPARTMENT

- **ORVED students**—14 registered
- **Home School Registraton**—31 students

INSTRUCTION AND SCHOOL IMPROVEMENT SERVICES

- **Professional/Technical Program Enrollment**
 - Health Occupations I: 8 • Health Occupations II: 2 • Medical Terminology: 4
 - Hospitality, Tourism & Recreation Program (HTR): 3 students enrolled
- **School Improvement Services**—3 NWRES school improvement trainings were provided with 29 sign-ins logged by Neah-Kah-Nie School District staff members. Services represent on-site delivery in the areas of assessment, improvement planning facilitation, data analysis training, literacy, math, PBS, priority standards, effective instructional strategies, administrative support and trainings,

TECHNOLOGY SERVICES

- **eSIS Support Contacts**—78
- **Multimedia Services:** Video Streaming (Learn360)—415
- **Tests Scored**—128

OTHER SERVICES

- **Truancy Enforcement:** 69 contacts (provided at no cost to districts with ADM under 1,000)

SERVICE CREDIT UTILIZATION

Special Student Services

Speech Language Pathologist.....	\$62,535.00
School Psychologist	\$53,194.00
Speech Language Pathologist Assistant	\$49,912.50
Augmentative Communication/Assistive Technology	\$603.00

Total credits used.....\$166,244.50

CONTRACTED SERVICES

Special Student Services

Occupational Therapist.....	\$15,810.88
Evaluation of Children for Early Intervention Services	\$10,534.00
Augmentative Communication/Assistive Technology	\$1,691.75
Physical Therapist	\$1,675.00

Instructional Services

Special Education Professional Development.....	\$1,445.60
---	------------

Technology Services

District Level Technology Support.....	\$15,000.00
Infinite Visions Server Hosting	\$2,000.00
Background Checks.....	\$287.50
Public School Works Online Employee Training.....	\$146.00

Total contracted services\$48,590.73

ADDITIONAL SERVICES PURCHASED

Infinite Visions.....	\$12,108.00
Destiny Library and Textbook License and Hosting	\$3,228.85
Testing and Assessment Scoring	\$946.10
ORVED.....	\$780.00
Technology Services.....	\$637.22
Augmentative Communication/Assistive Technology	\$100.50

Total additional services purchased\$17,800.67

TOTAL BILLED FY 2011-12.....\$232,635.90

CORE SERVICES

- Provided to all districts through the Local Service Plan -

Special Education Administration | School Improvement | Professional Development | Reeves Project
ELL | Tech. Administration Support | eSIS | Help Desk and Site Support | ISDS/Application Support
Multimedia | Videoconferencing | Courier | Truancy Enforcement (Core to districts under 1,000 ADM)
Service Center Administration | Superintendent Activities | Emergency Closure Network
Home School Registration | County Allocations

NESTUCCA VALLEY SCHOOL DISTRICT

Kathryn Hedrick, Superintendent

36925 Hwy. 101 S. • Cloverdale, OR 97112
Phone: 503-392-4892 • Fax: 503-392-9061

www.nestucca.k12.or.us



Participation in NWRES Programs & Services

SPECIAL STUDENT SERVICES

- **Early Intervention/Early Childhood Special Education (EI/ECSE)**
Children served: 8 Evaluations completed: 10
- **Related Services** - A total of 13 students were served in these areas:
Autism: 7 Hearing & Audiology: 3 Orthopedics: 1
Vision: 1 Deaf/Blind: 1
- **Hours of service to children:**
EI/ECSE Evaluations: 122 EI/ECSE Special Education: 1,862
Low Incidence Regional Programs: 350
School Psychologists, Speech Language Services, Motor Team: 1,388

SCHOOLS DEPARTMENT

- **ORVED students**—1 registered
- **Home School Registration**—24 students

INSTRUCTION AND SCHOOL IMPROVEMENT SERVICES

- **Professional/Technical Program Enrollment:**
 - Health Occupations I: 4 • Health Occupations II: 7 • Medical Terminology: 3
 - Hospitality, Tourism & Recreation Program (HTR): 8 students enrolled
- **School Improvement Services**—12 NWRES school improvement trainings were provided with 150 sign-ins logged by Nestucca Valley School District staff members. Services represent on-site delivery in the areas of assessment, improvement planning facilitation, data analysis training, literacy, math, PBS, priority standards, effective instructional strategies, administrative support and trainings, consulting with district staff, and coaching activities in classrooms, as well as with administrators.

TECHNOLOGY SERVICES

- **eSIS Support Contacts**—123
- **Multimedia Services:** Video Streaming (Learn360)—11

OTHER SERVICES

- **Truancy Enforcement:** 23 contacts (provided at no cost to districts with ADM under 1,000)

Nestucca Valley School District

SERVICE CREDIT UTILIZATION

Special Student Services

Speech Language Pathologist.....	\$62,535.00
Occupational Therapist.....	\$16,799.06
Evaluation of Children for Early Intervention Services.....	\$7,756.00
Assistive Technology Specialist.....	\$1,532.50
Physical Therapist	\$1,072.00

Instructional Services

Special Education Professional Development Specialist	\$24,000.00
---	-------------

Technology Services

Infinite Visions Maintenance Fee	\$8,800.00
Infinite Visions Server Hosting	\$2,000.00

Total credits used..... \$124,494.56

ADDITIONAL SERVICES PURCHASED

Business Services	\$48,000.00
District Level Proxy/Filter Config.....	\$550.00
EduLink	\$505.00
CRIS Background Checks.....	\$266.00
Workshops	\$150.00
Public School Works online Employee Training.....	\$90.00
OSBA Meeting	\$32.00

Total additional services purchased \$49,593.00

TOTAL BILLED FY 2011-12..... \$174,087.56

CORE SERVICES

- Provided to all districts through the Local Service Plan -

Special Education Administration | School Improvement | Professional Development| Reeves Project
ELL | Tech. Administration Support | eSIS | Help Desk and Site Support | ISDS/Application Support
Multimedia | Videoconferencing | Courier | Truancy Enforcement (Core to districts under 1,000 ADM)
Service Center Administration | Superintendent Activities | Emergency Closure Network
Home School Registration | County Allocations

TILLAMOOK SCHOOL DISTRICT

Randy Schild, Superintendent

6825 Officers' Row • Tillamook, OR 97141
Phone: 503-842-4414 • Fax: 503-842-6854

www.tillamook.k12.or.us



Participation in NWRES Programs & Services

SPECIAL STUDENT SERVICES

- **Early Intervention/Early Childhood Special Education (EI/ECSE)**
Children served: 34 Evaluations completed: 26
- **Low Incidence Regional Programs** - A total of 48 students were served in these areas:
Autism: 30 Hearing & Audiology: 3
Orthopedics: 9 Vision: 6
- **Hours of service to children:**
EI/ECSE Evaluations: 243 EI/ECSE Special Education: 3,873
Low Incidence Regional Programs: 2,562
School Psychologists, Speech Language Services, Motor Team: 1,969.6

SCHOOLS DEPARTMENT

- **ORVED students**—10 registered
- **Home School Registraton**—50 students

INSTRUCTION AND SCHOOL IMPROVEMENT SERVICES

- **Professional/Technical Program Enrollment:**
 - Health Occupations I: 14 • Health Occupations II: 13 • Medical Terminology: 10
 - Hospitality, Tourism & Recreation Program (HTR): 22 students enrolled
- **School Improvement Services**—18 NWRES school improvement trainings were provided with 120 sign-ins logged by Tillamook School District staff members. Services represent on-site delivery in the areas of assessment, improvement planning facilitation, data analysis training, literacy, math, PBS, priority standards, effective instructional strategies, administrative support and trainings, consulting with district staff, and coaching activities in classrooms, as well as with administrators.

TECHNOLOGY SERVICES

- **eSIS Support Contacts**—171
- **Multimedia Services:** Video Streaming (earn360)—1,323

Tillamook High School • Tillamook Options Program • Trask River/TYAC and Camp Tillamook
Tillamook Jr. High • East Elementary • Liberty Elementary • South Prairie Elementary

SERVICE CREDIT UTILIZATION

Special Student Services

Occupational Therapist.....	\$69,172.60
Deaf/Hard of Hearing Staffing - ASL Education Interpreter.....	\$48,791.25
School Psychologist	\$42,555.20
Evaluation of Children for Early Intervention Services	\$18,080.00
Physical Therapists	\$7,169.00
Assistive Technology Specialist	\$4,319.50
Audiological Services.....	\$105.00
Vision Teacher	\$64.00

Instructional Services

Special Education Professional Development.....	\$4,336.80
---	------------

Total credits used.....\$194,593.35

ADDITIONAL SERVICES PURCHASED

CRIS Background Checks.....	\$1,198.75
ORVED.....	\$975.00
Workshop - Constructin Meaning	\$740.00
FM Rental.....	\$550.00
Public School Works online Employee Training.....	\$341.00
Language Interpreter	\$123.00
OSBA Meeting	\$48.00
Equipment - Lost/Damaged/Cleaning Fee/Rental.....	\$25.00

Total additional services purchased\$4,000.75

TOTAL BILLED FY 2011-12.....\$198,594.10

CORE SERVICES

- Provided to all districts through the Local Service Plan -

Special Education Administration | School Improvement | Professional Development| Reeves Project
ELL | Tech. Administration Support | eSIS | Help Desk and Site Support | ISDS/Application Support
Multimedia | Videoconferencing | Courier | Truancy Enforcement (Core to districts under 1,000 ADM)
Service Center Administration | Superintendent Activities | Emergency Closure Network
Home School Registration | County Allocations

Northwest Regional ESD

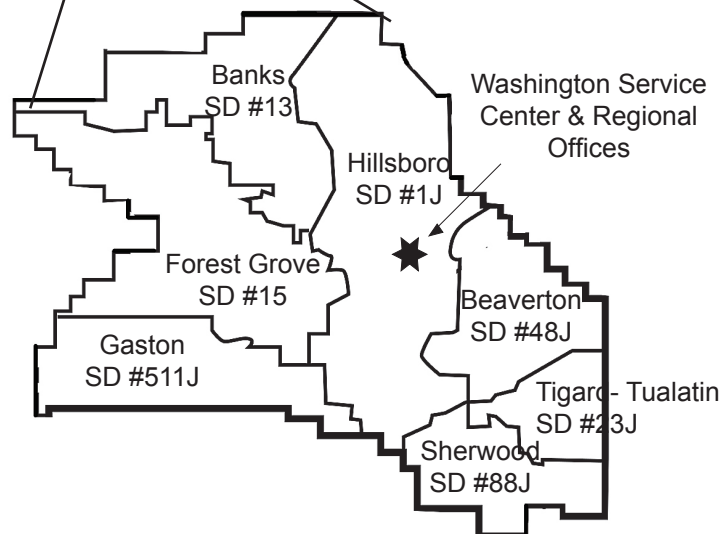
Washington Service Center/Regional Office

James Sager, NWRES Superintendent • (503) 614-1401
5825 NE Ray Circle • Hillsboro, OR 97124



Serving the School Districts of Washington County:

- Banks SD #13
- Beaverton SD #48J
- Forest Grove SD #15
- Gaston SD #511J
- Hillsboro SD #1J
- Sherwood SD #88J
- Tigard-Tualatin SD #23J



BANKS SCHOOL DISTRICT**Bob Huston, Superintendent**450 S. Main Street • Banks, OR 97106
Phone: 503-324-8591 • Fax: 503-324-6969www.banks.k12.or.us**Participation in NWRES Programs & Services****SPECIAL STUDENT SERVICES**

- **Early Intervention/Early Childhood Special Education (EI/ECSE)**
 - Average number of children active in programs each month: 6
 - Average number of referrals in process each month: 1
- **Low Incidence Regional Programs - A total of 17 students were served in these areas:**

Autism: 14	Hearing & Audiology: 1
Orthopedics: 1	Vision: 1
- **Hours of service to children:**

EI/ECSE Evaluations: 146	EI/ECSE Special Education: 790
Low Incidence Regional Programs: 494	
School Psychologists, Speech Language Services, Motor Team: 2569	

SCHOOLS DEPARTMENT

- **ORVED**—1 student registered
- **Behavioral Programs Enrollment**
 - Cascade Academy: 1
 - Levi Anderson: 1
 - Lifeworks NW Day Treatment Programs: 1
- **Northwest Outdoor Science School**—88 students participated
- **Home School Registration**—52 students

INSTRUCTION AND SCHOOL IMPROVEMENT SERVICES

- **School Improvement Services**—2 NWRES school improvement trainings were provided with 62 sign-ins logged by Banks School District staff members. Services represent on-site delivery in the areas of assessment, improvement planning facilitation, data analysis training, literacy, math, PBS, priority standards, effective instructional strategies, administrative support and trainings, consulting with district staff, and coaching activities in classrooms, as well as with administrators.

TECHNOLOGY SERVICES

- **eSIS Support Contacts**—46
- **Multimedia Services; Streamings (Learn360)**—453
- **Tests Scored**—89

SERVICE CREDIT UTILIZATION

Special Student Services

School Psychologists	\$106,388.00
Speech Language Pathologist.....	\$41,690.00
Levi Anderson Learning Center	\$40,719.00
Nursing Services.....	\$19,115.20
Occupational Therapist.....	\$29,645.40
Assistive Technology Specialist.....	\$519.25
Cascade Academy.....	\$19,488.00

Technology Services

Testing and Assessment Scoring.....	\$602.00
-------------------------------------	----------

Total credits used.....\$258,166.85

CONTRACTED SERVICES

Special Student Services

Lifeworks Day Treatment Program	\$43,290.00
School Psychologist	\$455.00

Instructional Services

Outdoor School.....	\$17,688.00
---------------------	-------------

Technology Services

Infinite Visions Maintenance Fee	\$9,420.00
Infinite Visions Server Hosting	\$2,000.00
SmartFinder Express	\$3,650.00
Substitute Employess Management Services	\$326.66
Background Checks.....	\$196.50
Public School Works Online Training.....	\$154.00
Attendance/Emergency Notification System.....	\$1,112.00
District Level Proxy/Filter Configuration	\$550.00

Total contracted services\$78,842.16

ADDITIONAL SERVICES PURCHASED

Evaluation of Children for Early Intervention Services	\$8,695.00
Speech Language Pathologist.....	\$1,173.00
Infinite Visions	\$118.75
Washington County Inter-District Transfer	\$409.08

Total additional services purchased\$10,395.83

TOTAL BILLED FY 2011-12.....\$347,404.84

CORE SERVICES

- Provided to all districts through the Local Service Plan -

Special Education Administration | School Improvement | Professional Development| Reeves Project
ELL | Tech. Administration Support | eSIS | Help Desk and Site Support | ISDS/Application Support
Multimedia | Videoconferencing | Courier | Truancy Enforcement (Core to districts under 1,000 ADM)
Service Center Administration | Superintendent Activities | Emergency Closure Network
Home School Registration | County Allocations

BEAVERTON SCHOOL DISTRICT**Jeff Rose, Superintendent**

16550 SW Merlo Road • Beaverton, OR 97006

Phone: 503-591-8000 • Fax: 503-591-4175

www.beavton.k12.or.us**Participation in NWRES Programs & Services****SPECIAL STUDENT SERVICES**

- **Early Intervention/Early Childhood Special Education (EI/ECSE)**
 - Average number of children active in programs each month: 704
 - Average number of referrals in process each month: 75
- **Deaf Hard of Hearing Classroom Enrollment**
Groner Elementary School—3
- **Low Incidence Regional Programs - A total of 17 students were served in these areas:**

Autism: 14	Hearing & Audiology: 1
Orthopedics: 1	Vision: 1
- **Hours of service to children:**

EI/ECSE Evaluations: 9,485	EI/ECSE Special Education: 70,315
Low Incidence Regional Programs: 11,788	
School Psychologists, Speech Language Services, Motor Team: 760	

SCHOOLS DEPARTMENT

- **ORVED**—2 students registered
- **Behavioral Programs:**
 - Cascade Academy: 26 • Levi Anderson: 143
 - Pacific Academy: 38 • Lifeworks Day Treatment Programs: 23
- **Northwest Outdoor Science School**—1,177 students participated
- **Home School Registration**—850 students

INSTRUCTION AND SCHOOL IMPROVEMENT SERVICES

- **School Improvement Services**— NWRES school improvement trainings were provided with sign-ins logged by Beaverton School District staff members. Services represent on-site delivery in the areas of assessment, improvement planning facilitation, data analysis training, literacy, math, PBS, priority standards, effective instructional strategies, administrative support and trainings, consulting with district staff, and coaching activities in classrooms, as well as with administrators.

TECHNOLOGY SERVICES

- **Multimedia Services:** Streamings (Learn360)—13,087
- **Tests Scored**—6,058

OTHER SERVICES

- **Truancy Enforcement**—81 contacts

Elementary Schools: Aloha-Huber Park • Barnes • Beaver Acres • Bethany • Bonny Slope • Cedar Mill • Chehalam
Cooper Mt. • Elmonica • Errol Hassel • Findley • Fir Grove • Greenway • Hazeldale • Hiteon • Jacob Wismer
Kinnaman • McKay • McKinley • Montclair • Nancy Ryles • Oak Hills • Raleigh Hills • Raleigh Park • Ridgewood
Rock Creek • Scholls Heights • Sexton Mt. • Springville • Terra Linda • Vose • West Tualatin View • Wm. Walker

SERVICE CREDIT UTILIZATION

Special Student Services

Pacific Academy	\$1,092,750.00
Levi Anderson Learning Center	\$814,380.00
Cascade Academy.....	\$705,000.00
Evaluation of Children for Early Intervention Services	\$420,489.00
Lifeworks Day Treatment Programs	\$325,752.00
Deaf/Hard of Hearing Classroom: Groner Elementary	\$149,601.00
Deaf/Hard of Hearing Staffing: ASL Interpreter	\$104,058.00
Augmentative Communication/Assistive Technology	\$50,944.00
Audiological Services.....	\$60.00

Technology Services

Washington County Inter-District Transfer	\$13,175.49
---	-------------

Total credits used..... \$3,676,209.49

CONTRACTED SERVICES

Special Student Services

Levi Anderson Learning Center	\$162,876.00
Deaf/Hard of Hearing Staffing	\$1,542.50
Teacher: Vision	\$576.00

Total contracted services \$164,994.50

ADDITIONAL SERVICES PURCHASED

Evaluation of Children for Early Intervention Services	\$227,160.00
Outdoor School.....	\$99,512.75
Testing and Assessment Scoring.....	\$45,933.20
Truancy Services	\$13,468.00
FM Rentals (Personal frequency modulation systems)	\$4,450.00
Equipment - Rentals/Missing/Lost/Damaged	\$1,316.78
Deaf/Hard of Hearing Staffing	\$697.00
Workshops	\$395.00
DVD Duplication	\$378.00
Itinerant Teacher	\$291.50
Audiologist	\$30.00
OSBA Meeting	\$16.00

Total additional services purchased \$393,648.23

TOTAL BILLED FY 2011-12..... \$4,234,852.22

Middle Schools: Cedar Park • Conestoga • Five Oaks • Highland Park • Meadow Park
Mountain View • Stoller • Whitford

High Schools: Aloha • Arts & Communication Magnet Academy • Beaverton • International School
Merlo Station • Southridge • Sunset • Westview • ESL Bilingual/Migrant Welcome Center

FOREST GROVE SCHOOL DISTRICT

Yvonne Curtis, Superintendent

1728 Main Street • Forest Grove, OR 97116

Phone: 503-3357-6171 • Fax: 503-359-2520

www.fgsd.k12.or.us



Participation in NWRES Programs & Services

SPECIAL STUDENT SERVICES

- **Early Intervention/Early Childhood Special Education (EI/ECSE)**
 - Average number of children active in programs each month: 122
 - Average number of referrals in process each month: 14
- **Low Incidence Regional Programs - A total of 128 students were served in these areas:**

Autism: 79	Hearing & Audiology: 13	Orthopedics: 18
Vision: 17	Deaf/Blind: 1	
- **Hours of Service to Children:**

EI/ECSE Evaluations: 170	EI/ECSE Special Education: 1,246
Low Incidence Regional Programs: 4,598	
School Psychologists, Speech Language Services, Motor Team: 1,585	

SCHOOLS DEPARTMENT

- **Behavioral Programs Enrollment**
 - Lifeworks Day Treatment Programs: 2
 - P.A.C.E.: 34
- **Northwest Outdoor Science School**—50 students participated
- **Home School Registration**—144 students

INSTRUCTION AND SCHOOL IMPROVEMENT SERVICES

- **School Improvement Services**— 15 NWRES school improvement trainings were provided with 98 sign-ins logged by Forest Grove School District staff members. Services represent on-site delivery in the areas of assessment, improvement planning facilitation, data analysis training, literacy, math, PBS, priority standards, effective instructional strategies, administrative support and trainings, consulting with district staff, and coaching activities in classrooms, as well as with administrators.

TECHNOLOGY SERVICES

- **eSIS Support Contacts**—41
- **Multimedia Services: Streamings (Learn360)**—1,274
- **Tests Scored**—851

OTHER SERVICES

- **Truancy Enforcement**—622 contacts

SERVICE CREDIT UTILIZATION

Special Student Services

Educational Assistants (P.A.C.E. Program).....	\$260,629.40
Early Intervention/Early Childhood Evaluations	\$125,654.00
P.A.C.E. Program	\$115,183.20
Deaf/Hard of Hearing Staffing	\$109,090.75
Speech Language Pathologist.....	\$64,701.75
Lifeworks Day Treatment Programs	\$49,140.00
Augmentative Communication/Assistive Technology	\$4,371.75
Vision Specialist	\$1,280.00
Nursing Services.....	\$815.00

Instructional Services

Teacher: GED Prep.....	\$48,432.36
------------------------	-------------

Technology Services

Infinite Visions Maintenance Fee	\$39,880.00
Destiny Library and Textbook License and Hosting	\$23,382.41
Substitute Employees Management Services.....	\$21,486.80
Regional Data Warehouse	\$13,659.10
Testing and Assessment Scoring	\$8,104.35
Infinite Visions Server Hosting	\$3,000.00
Network Services and Support	\$1,000.00
Public School Works Online Employee Training.....	\$742.00
Background Checks.....	\$542.25
Software Support Services	\$178.50

Other Services

Truancy Services	\$60,256.00
------------------------	-------------

Total credits used..... \$951,529.62

ADDITIONAL SERVICES PURCHASED

Lifeworks Day Treatment Program	\$7,042.98
Washington County Inter-District Transfer	\$2,282.67
Workshops	\$1,505.00
D/HH Staffing.....	\$143.50
Itinerant Teachers.....	\$99.75
OSBA Meeting	\$80.00
Equipment - Rentals/Missing/Damaged.....	\$18.50

Total additional services purchased \$11,172.40

TOTAL BILLED FY 2011-12..... \$962,702.02

Forest Grove High School • Neil Armstrong Middle School
Tom McCall Upper Elementary • Cornelius Elementary • Dilley Elementary
Echo Shaw Elementary • Fern Hill Elementary • Gales Creek Elementary
Harvey Clarke Elementary • Joseph Gale Elementary • Forest Grove Community School

Forest Grove School District

GASTON SCHOOL DISTRICT**David Beasley, Superintendent**300 Park Street • Gaston, OR 97119
Phone: 503-985-0210 • Fax: 503-985-3366www.gaston.k12.or.us**Participation in NWRES Programs & Services****SPECIAL STUDENT SERVICES**

- **Early Intervention/Early Childhood Special Education (EI/ECSE)**
 - Average number of children active in programs each month: 7
 - Average number of referrals in process each month: 1
- **Low Incidence Regional Programs—A total of 7 students were served in these areas:**

Autism: 5	Hearing & Audiology: 0
Orthopedics: 1	Vision: 1
- **Hours of Service to children:**

EI/ECSE Evaluations: 73	EI/ECSE Special Education: 790
Low Incidence Regional Programs: 418	
School Psychologists, Speech Language Services, Motor Team: 169	

SCHOOLS DEPARTMENT

- **ORVED—14 students registered**
- **Behavioral Programs Enrollment—Lifeworks Day Treatment: 1**
- **Northwest Outdoor Science School—68 students participated**
- **Home School Registration—35 students**

INSTRUCTION AND SCHOOL IMPROVEMENT SERVICES

- **School Improvement Services—19 NWRES school improvement trainings were provided with 232 sign-ins logged by Gaston School District staff members. Services represent on-site delivery in the areas of assessment, improvement planning facilitation, data analysis training, literacy, math, PBS, priority standards, effective instructional strategies, administrative support and trainings, consulting with district staff, and coaching activities in classrooms, as well as with administrators.**

TECHNOLOGY SERVICES

- **eSIS Support Contacts—68**
- **Multimedia Services: Streamings (Learn360)—359**
- **Tests Scored—34**

OTHER SERVICES

- **Truancy Enforcement—21 contacts (provided at no cost to districts with ADM under 1,000)**

SERVICE CREDIT UTILIZATION

Special Student Services

Cascade Academy.....	\$24,675.00
Evaluation of Children for Early Intervention Services.....	\$5,583.00
Lifeworks Day Treatment Programs	\$4,446.00
Registered Nurse	\$3,780.00
Physical Therapist	\$3,512.25
Occupational Therapist.....	\$2,411.92
FM Rentals (Personal frequency modulation systems).....	\$1,050.00
Deaf/Hard of Hearing Staffing	\$162.50
Augmentative Communication/Assistive Technology	\$134.00
Audiological Services.....	\$120.00
Equipment Rental.....	\$80.00

Instructional Services

Special Education Professional Development.....	\$1,144.00
---	------------

Technology Services

Infinite Visions Maintenance Fee	\$5,785.00
Smartfinder Express.....	\$2,537.68
Infinite Visions Server Hosting.....	\$1,500.00
Testing and Assessment Scoring.....	\$304.30
Public School Works.....	\$303.00
Inter-District Transfer Process.....	\$187.83
Background Checks	\$49.00

Other Services

OSBA Meeting	\$32.00
--------------------	---------

Total credits used.....\$57,797.48

CONTRACTED SERVICES

Instructional Services

Outdoor School.....	\$9,898.00
---------------------	------------

Total contracted services\$9,898.00

TOTAL BILLED FY 2011-12.....\$67,695.48

CORE SERVICES

- Provided to all districts through the Local Service Plan -

Special Education Administration | School Improvement | Professional Development | Reeves Project
ELL | Tech. Administration Support | eSIS | Help Desk and Site Support | ISDS/Application Support
Multimedia | Videoconferencing | Courier | Truancy Enforcement (Core to districts under 1,000 ADM)
Service Center Administration | Superintendent Activities | Emergency Closure Network
Home School Registration | County Allocations

HILLSBORO SCHOOL DISTRICT**Mike Scott, Superintendent**

3083 NE 49th Place • Hillsboro, OR 97124

Phone: 503-844-1500 • Fax: 503-844-1540

www.hsd.k12.or.us**Participation in NWRES Programs & Services****SPECIAL STUDENT SERVICES**

- **Early Intervention/Early Childhood Special Education (EI/ECSE)**
 - Average number of children active in programs each month: 464
 - Average number of referrals in process each month: 43
- **Deaf Hard of Hearing Classroom Enrollment**
Groner Elementary School—4
- **Low Incidence Regional Programs—A total of 393 students were served in these areas:**

Autism: 292	Hearing & Audiology: 43	Orthopedics: 35
Vision: 19	Deaf/Blind: 4	
- **Hours of service to children:**

EI/ECSE Evaluations: 6,080	EI/ECSE Special Education: 45,296
Low Incidence Regional Programs: 15,110	
School Psychologists, Speech Language Services, Motor Team: 18,120	

SCHOOLS DEPARTMENT

- **ORVED**—9 students registered
- **Behavioral Programs Enrollment:**
Cascade Academy: 16 • Levi Anderson: 9 • P.A.C.E.: 27
Pacific Academy: 12 • Lifeworks Day Treatment: 12
- **Fire Science (Level I and Level II):** The program is made available through a joint effort with Hillsboro School District, NWRES, and Washington County Fire District. The program serves over 50 students supplying staff and materials.
- **Northwest Outdoor Science School**—1,399 students participated
- **Home School Registration**—761 student

INSTRUCTION AND SCHOOL IMPROVEMENT SERVICES

- **School Improvement Services**—4 NWRES school improvement trainings were provided with 45 sign-ins logged by Hillsboro School District staff members. Services represent on-site delivery in the areas of assessment, improvement planning facilitation, data analysis training, literacy, math, PBS, priority standards, effective instructional strategies, administrative support and trainings, consulting with district staff, and coaching activities in classrooms, as well as with administrators.

TECHNOLOGY SERVICES

- **eSIS Support Contacts**— 90
- **Multimedia Services:** Streamings (Learn360)— 7,414
- **Test Scoring**—1,031

OTHER SERVICES

- **Truancy Enforcement**—36 contacts

SERVICE CREDIT UTILIZATION

Special Student Services

Cascade Academy.....	\$599,250.00
Lifeworks Day Treatment Programs	\$488,628.00
Occupational Therapists	\$415,315.60
Evaluation of Children for Early Intervention Services	\$410,251.00
Levi Anderson Learning Center	\$407,190.00
Pacific Academy	\$387,750.00
Educational Assistants (P.A.C.E. Program).....	\$344,703.40
Deaf/Hard of Hearing Classrooms: Groner Elementary	\$299,202.00
Speech Language Pathologists	\$270,985.00
Augmentative Communication/Assistive Technology	\$203,943.50
Deaf/Hard of Hearing Staffing Services.....	\$199,876.50
P.A.C.E. Program	\$122,157.00
School Psychologists	\$87,350.40
Licensed Physical Therapist Assistants	\$75,526.00
Certified Occupational Therapists	\$58,682.40
Physical Therapists	\$46,586.00
Teacher: ELL at Cascade and Pacific Academies.....	\$12,168.75
Teacher: Autism Spectrum Disorder	\$8,040.00
Audiological Services.....	\$5,584.80
Early Childhood Program Bus Transportation	\$4,364.01
FM Rentals (Personal frequency modulation systems)	\$3,500.00
Spanish Language Interpreter.....	\$884.00
Equipment - Rentals/Missing/Lost/Damaged	\$870.00

Instructional Services

Outdoor School.....	\$111,240.00
Fire Science Program	\$40,000.00
ORVED.....	\$18,135.00

Technology Services

Infinite Visions Support.....	\$117,828.58
SmartFinder Express/Sub Hiring.....	\$57,434.75
Background Checks.....	\$23,641.50
Public School Works online Employee Training	\$7,500.00
Inter-District Transfer Services	\$7,191.33

Total credits used..... \$4,835,779.52

CONTRACTED SERVICES

Special Student Services

Nursing Services.....	\$3,194.00
-----------------------	------------

ADDITIONAL SERVICES PURCHASED

Testing and Assessment Scoring	\$21,305.60
Destiny Library and Textbook License and Hosting	\$8,927.13
GED Prep	\$6,720.00
Workshops	\$4,850.00
Truancy Services	\$3,864.00
Educational Assistant	\$1,904.00
Infinite Visions Support.....	\$252.35
OSBA Meeting	\$112.00
Deaf/Hard of Hearing Staffing	\$82.00
Glencoe High School Room Rental	\$50.00

Total additional services purchased \$48,067.08

TOTAL BILLED FY 2011-12..... \$4,887,040.60

SHERWOOD SCHOOL DISTRICT

Heather Cordie, Superintendent

23295 SW Main St. • Sherwood, OR 97140

Phone: 503-825-5000 • Fax: 503-825-5001

www.sherwood.k12.or.us/



Participation in NWRES Programs & Services

SPECIAL STUDENT SERVICES

- **Early Intervention/Early Childhood Special Education (EI/ECSE)**
 - Average number of children active in programs each month: 46
 - Average number of referrals in process each month: 5
- **Low Incidence Regional Programs—A total of 61 students were served in these areas:**

Autism: 49	Hearing & Audiology: 4
Orthopedics: 5	Vision: 3
- **Hours of service to children:**

EI/ECSE Evaluations: 730	EI/ECSE Special Education: 4,712
Low Incidence Regional Programs: 1,482	
School Psychologists, Speech Language Services, Motor Team: 3,948.4	

SCHOOLS DEPARTMENT

- **ORVED—3 students registered**
- **Behavioral Programs Enrollment**
 - Cascade Academy: 4 • Levi Anderson: 3
 - P.A.C.E.: 1 • Lifeworks Day Treatment: 3
- **Northwest Outdoor Science School—383 students participated**
- **Home School Registration—152 students**

INSTRUCTION AND SCHOOL IMPROVEMENT SERVICES

- **School Improvement Services—4 NWRES school improvement trainings were provided with 12 sign-ins logged by Sherwood School District staff members. Services represent on-site delivery in the areas of assessment, improvement planning facilitation, data analysis training, literacy, math, PBS, priority standards, effective instructional strategies, administrative support and trainings, consulting with district staff, and coaching activities in classrooms, as well as with administrators.**

TECHNOLOGY SERVICES

- **eSIS Support Contacts—223**
- **Multimedia Services: Streamings (Learn360)—1,612**
- **Tests Scored—383**

OTHER SERVICES

- **Truancy Enforcement—72 contacts**

Sherwood High School • Laurel Ridge Middle School • Sherwood Middle School
 Archer Glen Elementary • Edy Ridge Elementary • J. Clyde Hopkins Elementary • Middleton Elementary

SERVICE CREDIT UTILIZATION

Special Student Services

Nursing Services.....	\$199,810.50
Levi Anderson Learning Center	\$122,157.00
Speech Language Pathologists	\$105,569.81
Occupational Therapists	\$88,936.20
Lifeworks Day Treatment Program	\$81,438.00
Cascade Academy.....	\$70,500.00
Physical Therapist	\$62,487.24
Evaluation of Children for Early Intervention Services	\$42,863.00
P.A.C.E. Program	\$40,719.00
Augmentative Communication/Assistive Technology	\$1,926.25
FM Rentals (Personal frequency modulation systems)	\$900.00
Itinerant Teacher - Vision	\$97.00
Audiology	\$60.00

Technology Services

Infinite Visions Maintenance Fee	\$28,580.00
Destiny Library and Textbook License and Hosting	\$17,420.76
SmartFinder/Sub Hiring	\$11,156.00
Regional Data Warehouse	\$9,969.96
Testing and Assessment Scoring	\$5,151.22
Infinite Visions Server Hosting	\$2,500.00
Background Checks.....	\$1,008.00
Public School Works Online Training	\$601.00

Other Services

Truancy Services	\$7,224.00
------------------------	------------

Total credits used..... \$901,074.94

CONTRACTED SERVICES

Special Student Services

Cascade Academy.....	\$14,100.00
----------------------	-------------

Instructional Services

Outdoor School.....	\$47,375.25
---------------------	-------------

Total credits used..... \$61,475.25

ADDITIONAL SERVICES PURCHASED

Background Checks.....	\$6,586.50
Augmentative Communication/Assistive Technology	\$1,005.00
Senate Bill 1149 Balance.....	\$663.92
Infinite Visions Support	\$148.44
OSBA Meeting	\$32.00

Total additional services purchased \$8,435.86

TOTAL BILLED FY 2011-12..... \$970,986.05

CORE SERVICES

- Provided to all districts through the Local Service Plan -

Special Education Administration | School Improvement | Professional Development| Reeves Project
ELL | Tech. Administration Support | eSIS | Help Desk and Site Support | ISDS/Application Support
Multimedia | Videoconferencing | Courier | Truancy Enforcement (Core to districts under 1,000 ADM)
Service Center Administration | Superintendent Activities | Emergency Closure Network
Home School Registration | County Allocations

Sherwood School District

TIGARD-TUALATIN SCHOOL DISTRICT**Roger Rada, Superintendent**

6960 SW Sandburg Road • Tigard, OR 97223

Phone: 503-431-4000 • Fax: 503-431-4047

www.ttsd.k12.or.us**Participation in NWRES Programs & Services****SPECIAL STUDENT SERVICES**

- **Early Intervention/Early Childhood Special Education (EI/ECSE)**

- Average number of children active in programs each month: 218

- Average number of referrals in process each month: 19

- **Deaf Hard of Hearing Classroom Enrollment**

- Groner Elementary—5

- **Low Incidence Regional Programs—A total of 93 students were served in these areas:**

- Autism: 60

- Hearing & Audiology: 17

- Orthopedics: 10

- Vision: 10

- **Hours of service to children:**

- EI/ECSE Evaluations: 730

- EI/ECSE Special Education: 21,888

- Low Incidence Regional Programs: 6,925

- School Psychologists, Speech Language Services, Motor Team: 12,002

SCHOOLS DEPARTMENT

- **Behavioral Programs Enrollment**

- Cascade Academy: 3 • Lifeworks Day Treatment: 7 • Pacific Academy: 3

- **Northwest Outdoor Science School—933 students participated**

- **ORVED—114 students registered**

- **Home School Registration—292 students**

INSTRUCTION AND SCHOOL IMPROVEMENT SERVICES

- **School Improvement Services—13 NWRES school improvement trainings were provided with 422 sign-ins logged by Tigard-Tualatin School District staff members. Services represent on-site delivery in the areas of assessment, improvement planning facilitation, data analysis training, literacy, math, PBS, priority standards, effective instructional strategies, administrative support and trainings, consulting with district staff, and coaching activities in classrooms, as well as with administrators.**

TECHNOLOGY SERVICES

- **eSIS Support Contacts—65**
- **Multimedia Services: Streamings (Learn360)—4,854**
- **Tests Scored—1,031**

OTHER SERVICES

- **Truancy Enforcement—244 contacts**

SERVICE CREDIT UTILIZATION

Special Student Services

Speech Language Pathologists	\$375,210.00
School Psychologists	\$272,303.60
Deaf/HH Classrooms	\$249,335.00
Evaluation of Children for Early Intervention Services	\$188,583.00
Lifeworks Day Treatment Program	\$162,876.00
Cascade Academy	\$105,750.00
Occupational Therapist	\$79,054.40
Certified Occupational Therapy Assistant	\$73,353.00
Pacific Academy	\$70,500.00
Deaf/Hard of Hearing Staffing	\$45,793.00
Levi Anderson Learning Center	\$40,719.00
Assistive Technology Specialist	\$10,188.80
Audiology	\$60.00

Technology Services

Infinite Visions Maintenance Fee	\$90,725.00
Technology Staffing (Paul Nelson)	\$56,896.89
District Level Technology Support	\$56,709.92
Programmer	\$54,870.56
Testing and Assessment Scoring	\$9,517.75
Background Checks	\$1,315.00

Other Services

Truancy Services	\$24,668.00
------------------------	-------------

Total credits used..... \$1,968,428.92

CONTRACTED SERVICES

Special Student Services

Speech Language Pathologists	\$4,174.50
Evaluation of Children for Early Intervention Services	\$140.00

Technology Services

Data Warehouse	\$25,758.46
----------------------	-------------

Total contracted services \$30,072.96

ADDITIONAL SERVICES PURCHASED

ORVED	\$78,080.00
Outdoor School	\$75,559.00
Cascade Education Corps Support	\$10,000.00
Truancy Services	\$7,168.00
Early Childhood Program Bus Transportation	\$4,579.47
Washington County Inter-District Transfer	\$4,311.18
FM Rentals (Personal frequency modulation systems)	\$1,850.00
Infinite Visions	\$653.13
Equipment - Rentals/Missing/Lost/Damaged	\$557.75
Itinerant Teacher	\$400.40
Spanish Language Interpreter	\$61.50
OSBA Meeting	\$48.00

Total additional services purchased \$183,268.43

TOTAL BILLED FY 2011-12..... \$2,181,770.31



Distributed by the Communications Department
503-614-1252 • Toll-free in Oregon 1-888-990-7500