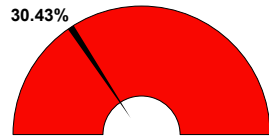


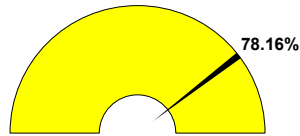
General Fund | Revenue Dashboard

For the Period Ending May 31, 2020

Projected Year End Fund Balance as % of Budgeted Revenues

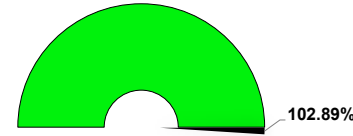


Actual YTD Revenues



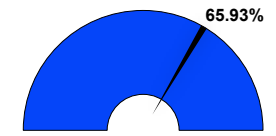
Projected YTD Revenues
72.11%

Actual YTD Local Sources



Projected YTD Local Sources
97.98%

Actual YTD State Sources

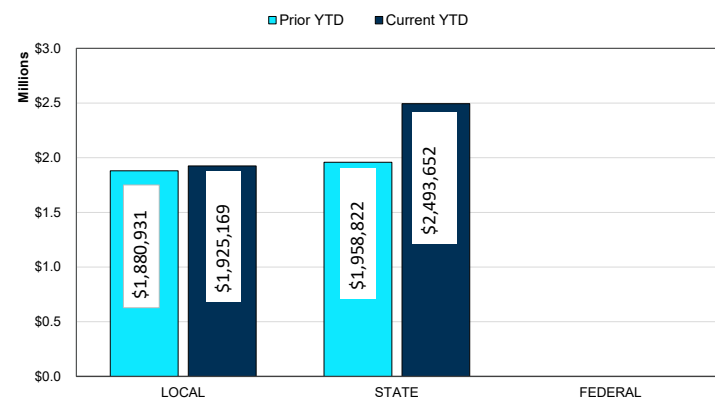


Projected YTD State Sources
59.31%

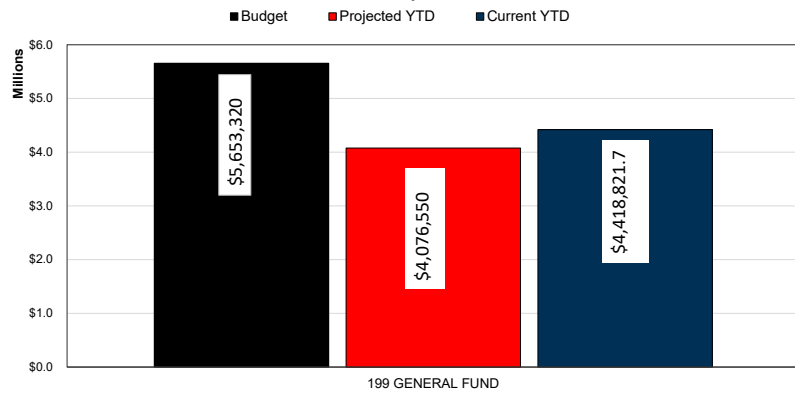
Top 10 Sources of Revenue Year-to-Date

Foundation Entitlements	\$2,182,133
Taxes-Current Year Levy	\$1,747,621
Trs/Trs Care On-Behalf Payment	\$233,037
Taxes, Prior Years	\$81,670
Per Capita Apportionment	\$71,390
Athletic Activity	\$30,498
Rent	\$22,825
Earnings Temp Deposits/Invest	\$21,638
Penalties-Interest-Oth Tax Rev	\$14,751
Sp Ed Funds	\$7,092
Percent of Total Revenues YTD	99.86%

Revenue by Source



Revenue Comparison



Revenue by Source

