



# Index 4

# Post-Secondary Readiness

DCIT Sub-Committee

Presentation to the Board of Trustees

March 2017

# Members of DCIT-CCR

- Carla Byrne, Executive Director, CTE
- Carla Clark, Community Member
- Rey Lascano, UTPB
- Omega Loera, Director, AAS
- Lindsey Lumpkin, Principal, Falcon ECHS
- Dianne Mata, Director, AVID
- Tammy Stallcup, Fine Arts Instructor ECISD

# Index 4 Measures

- 1) STAAR Post-Secondary Readiness (All students + 7 race/ethnicity Groups  
% of students who met Level II-Final on 2 or more subject area tests OR on 1 subject area test if only 1 is taken)
- 2) Graduation Rates: 4-year OR 5-year cohort (All students + 7 race/ethnicity groups + SpEd + ELL Ever in HS) Or converted annual drop-out rate
- 3) Graduation Plan Rate: RHSP/DAP Rate or RHSP/DAP/FHSP-E/FHSP-DLA Rate (All students + 7 race/ethnicity groups)
- 4) Post-Secondary Readiness (All students + 7 race/ethnicity groups)  
% of 2014-15 Graduates who:
  - met the TSI requirement
  - earned credit for at least 2 advanced/dual credit courses in 14-15 or 13-14 OR 2 or more CTE courses for 3 or more credits
  - enrolled in a coherent sequence of CTE courses as part of a 4 year plan of study to take 2 or more CTE courses for 3 or more credits

# Index 4

State

ECISD

2016

| Overall Performance           | Score | Weight | Total Points |
|-------------------------------|-------|--------|--------------|
| STAAR Postsecondary Readiness | 49.6  | 25%    | 12.4         |
| Graduation Rate Component     | 88.6  | 25%    | 22.2         |
| Graduation Plan Component     | 85.9  | 25%    | 21.5         |
| Postsecondary Component       | 74.9  | 25%    | 18.7         |
| <b>Index 4 Score</b>          |       |        | <b>75</b>    |

2016

| Overall Performance                | Score | Weight | Total Points |
|------------------------------------|-------|--------|--------------|
| STAAR Postsecondary Readiness      | 34.8  | 25%    | 8.7          |
| Graduation Rate Component          | 84.1  | 25%    | 21.0         |
| Graduation Plan Component          | 89.1  | 25%    | 22.3         |
| Postsecondary Component            | 76.2  | 25%    | 19.1         |
| <b>Index 4 Score (Target = 60)</b> |       |        | <b>71</b>    |

2015

| Overall Performance             | Score | Weight | Total Points |
|---------------------------------|-------|--------|--------------|
| STAAR Postsecondary Readiness ‡ | 45.9  | 25%    | 11.5         |
| Graduation Rate Component       | 88.7  | 25%    | 22.2         |
| Graduation Plan Component       | 85.7  | 25%    | 21.4         |
| Postsecondary Component         | 78.2  | 25%    | 19.6         |
| <b>Index 4 Score</b>            |       |        | <b>75</b>    |

2015

| Overall Performance                | Score | Weight | Total Points |
|------------------------------------|-------|--------|--------------|
| STAAR Postsecondary Readiness ‡    | 30.0  | 25%    | 7.5          |
| Graduation Rate Component          | 82.1  | 25%    | 20.5         |
| Graduation Plan Component          | 86.8  | 25%    | 21.7         |
| Postsecondary Component            | 71.6  | 25%    | 17.9         |
| <b>Index 4 Score (Target = 57)</b> |       |        | <b>68</b>    |

# 2016-2017 Board Goals

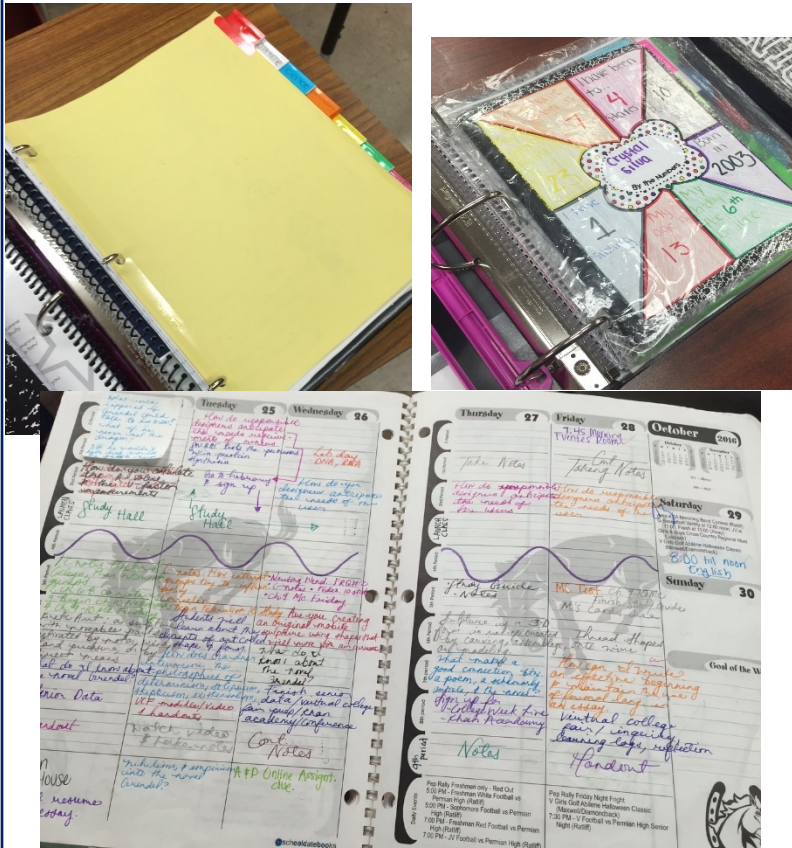
- AVID participation/performance
- Participation/performance in SAT/ACT
- Participation/performance in IB and AP
- Participation in dual-credit courses
- Number of CTE program participants




# AVID District Wide Goals



## • Organization




## • Note-Taking



# Creating a College-going Culture



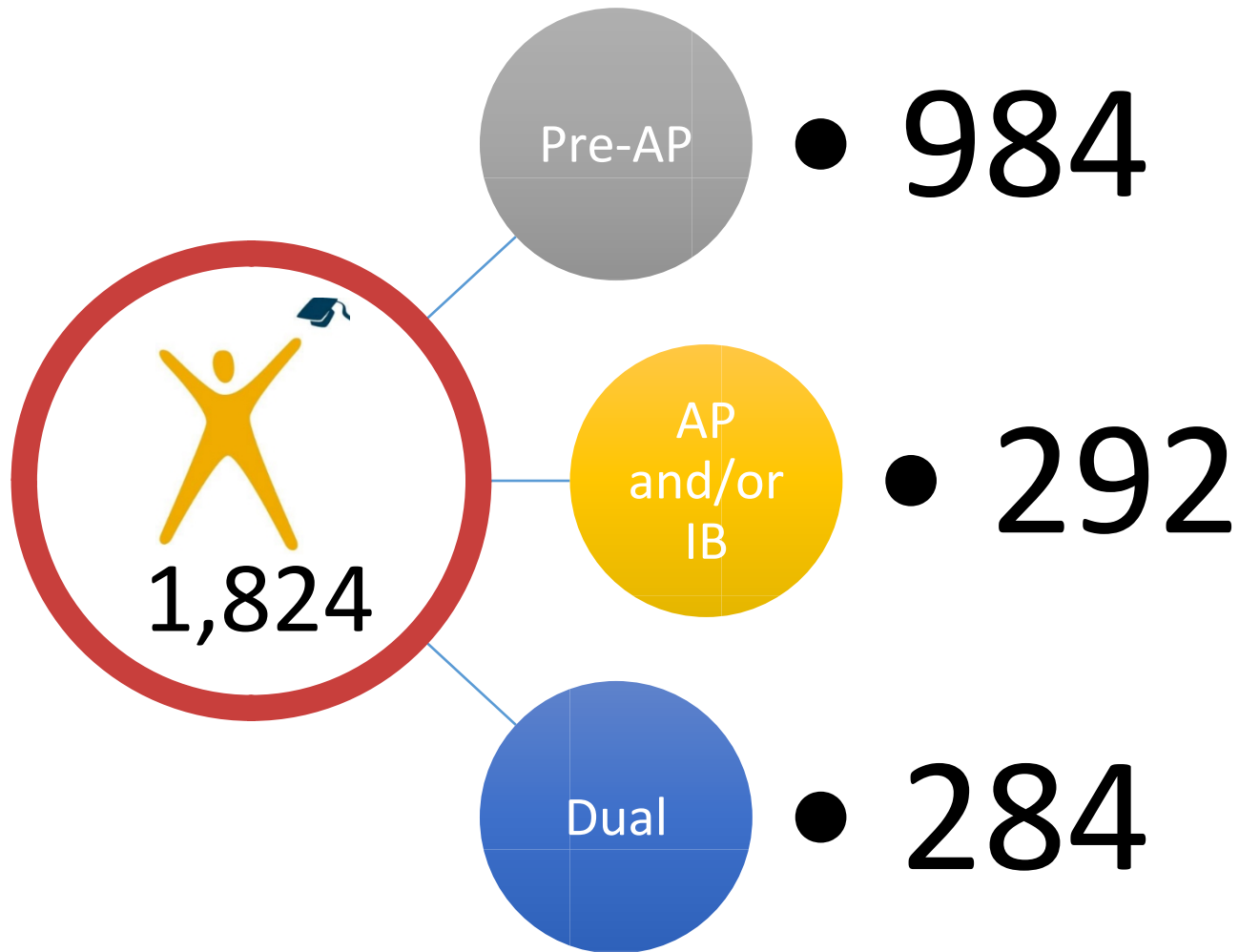
# AVID Enrollment 2016-17



**AVID Secondary showed a 19% increase**



# Secondary AVID & Advanced Courses



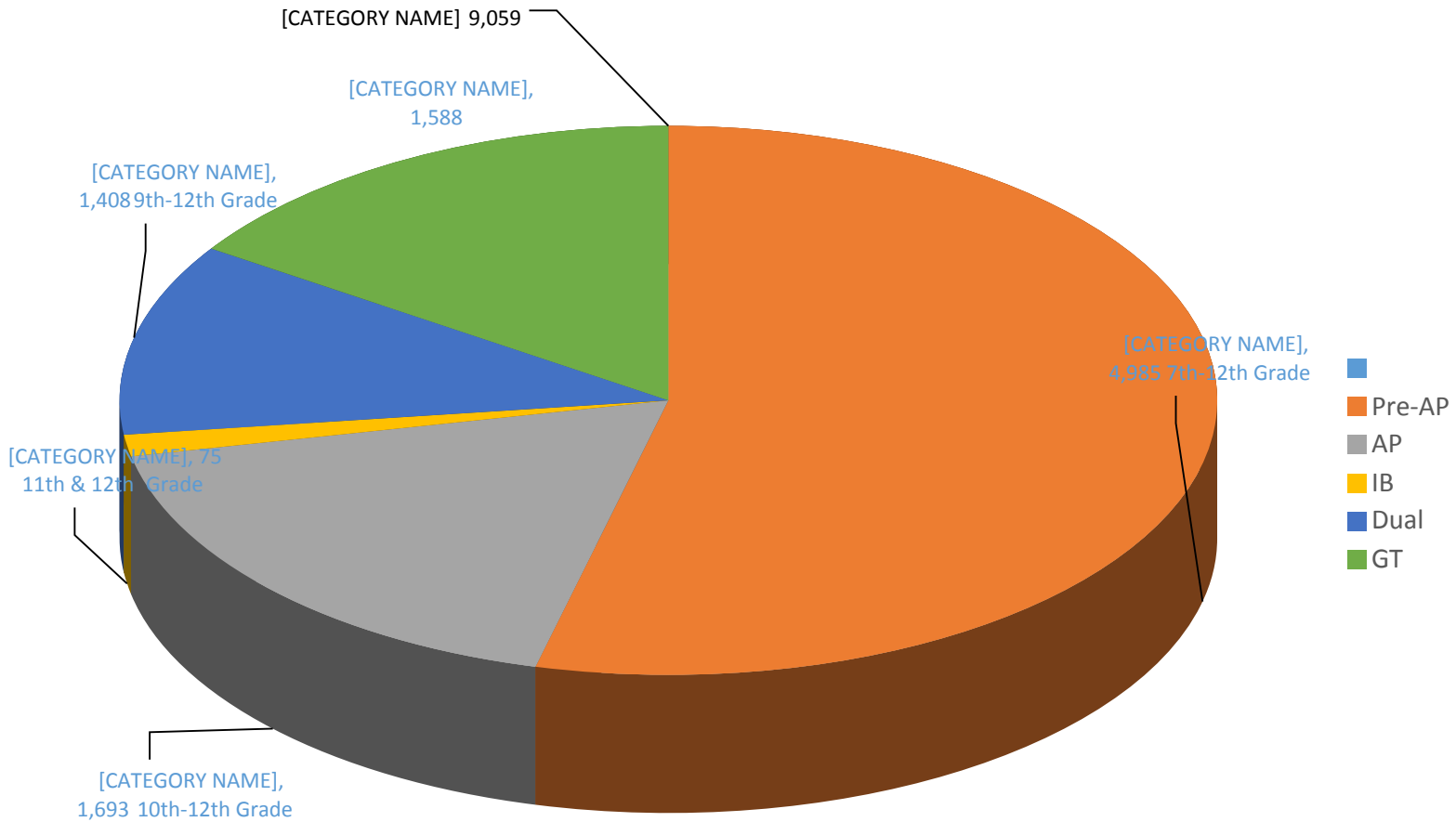
# AVID District Advisory Team



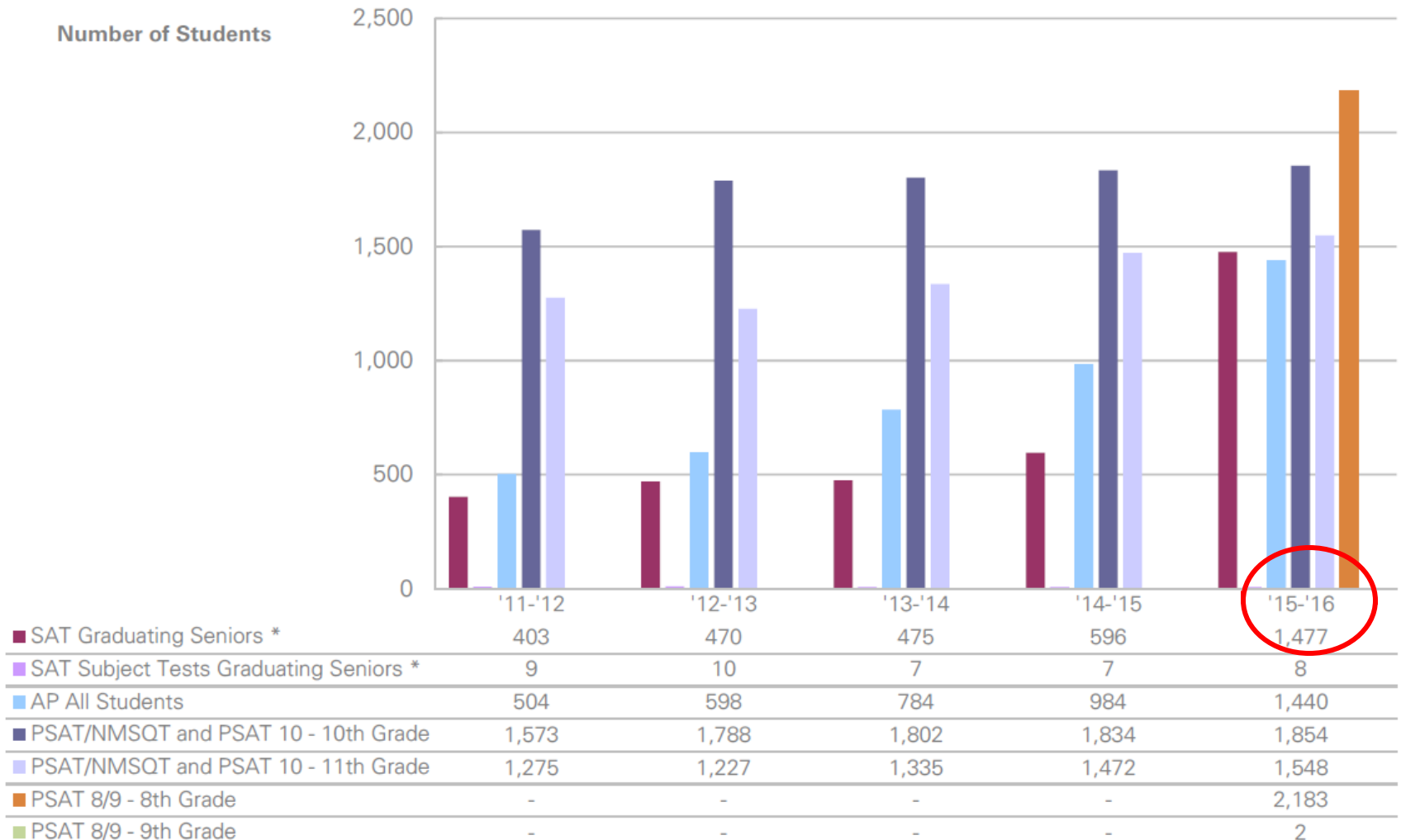
Goals, Vision, Collaboration,  
Support

# SECONDARY ADVANCED ACADEMIC SERVICES PROGRAM STUDENT ENROLLMENT

Total: 9,113



### OVERVIEW: Number of Students Taking SAT, SAT Subject Tests, AP and PSAT-Related Assessments



\* For the class of 2016, SAT and SAT Subject Test participation and results are based on testing through the January 2016 administration.

# Advanced Academic Services

|  | 2012-13                   | 2013-14                   | 2014-2015                 | 2015-2016                 | 2016-2017             |
|--|---------------------------|---------------------------|---------------------------|---------------------------|-----------------------|
| <b>AP Enrollment<br/>10<sup>th</sup>-12<sup>th</sup> Grade</b>   | 784 (+14%)                | 871 (+11%)                | 1599 (+84%)               | 1,717 (+7%)               | 1697 (-1%)            |
| <b># AP Test Taken</b>   | 929 (+22%)                | 1,094<br>(+17%)           | 1,511<br>(+38%)           | 2,326<br>(+53%)           | May 2017              |
| <b># AP Test Passed</b>  | 301 (+32%<br>passing)     | 228<br>(23% passing)      | 273<br>(20% passing)      | 275<br>(12% passing)      |                       |
|  |                           |                           |                           |                           |                       |
| <b>IB Enrollment<br/>11<sup>th</sup>/12<sup>th</sup> grade</b>   | 79 (-5%)                  | 80 (+1%)                  | 74 (-7%)                  | 123 (+66%)                | 75 (-39%)             |
| <b># IB Test Taken</b>   | 45 students/<br>128 tests | 51 students/<br>108 tests | 72 Students/<br>177 tests | 86 Students/<br>211 tests | May 2017              |
| <b># IB Test Passed</b>  | 82%                       | 64%                       | 66%                       | 65%                       |                       |
| <b>IB Diplomas Earned</b>  | 69% (9 of 13)             | 72.7% (8 of 11)           | 69% (11 of 16)            | 50%(9 of 18)              |                       |
|  |                           |                           |                           |                           |                       |
| <b>Dual Credit Enrollment<br/>by student<br/>9<sup>th</sup>-12<sup>th</sup> Grade as of 2014<br/>-15</b> | 1018 (+69%)               | 1051 (+3%)                | 1264(+23%)                | 1,052<br>(-16%)           | 1,408<br>(+34)        |
| <b># Students Passing<br/>Course</b>   | 998 (Fall)                | 1040(Fall) (98%)          | 1203(Fall)<br>(95%)       | 1,019 (Fall)<br>(96%)     | 1,358 (Fall)<br>(96%) |

# **SAT School Day March 2016: 1503 Juniors Tested**

District met both benchmarks  
(Reading, Math & Writing): 13%

**PSAT/NMSQT:**

October 2016

All 10<sup>th</sup> & 11<sup>th</sup> graders  
tested

**PSAT 8/9:** October 2016

All 8<sup>th</sup> graders tested



- 13 Career Pathways
- First Year Implementation of Project Lead the Way Launch at Zavala Engineering Magnet Elementary
- Implemented Engineering Graphics Dual Credit through UTPB
- Adding Criminal Investigations/Forensics Academy Dual Credit for PHS & OHS students for 2017-18
- Adding Petroleum Engineering Dual Credit through UTPB for 2017-18
- Adding Project Lead the Way Biomedical Sciences to PHS for 2017-18

# CTE Overall Enrollment

| Year    | Enrollment    |
|---------|---------------|
| 2011-12 | 3,565         |
| 2012-13 | 4,283 (+20%)  |
| 2013-14 | 4,617 (+8%)   |
| 2014-15 | 5,155 (+12%)  |
| 2015-16 | 6,342 (+23%)  |
| 2016-17 | 6,819 (+7.5%) |





# Odessa Career & Technical Education Early College High School—OCTECHS

Energy Technology

Welding

Machining

Occupation Safety & Environmental Technology

Business Leadership

Culinary Arts

Criminal Justice

# ECISD FalconX

Early College High School @ The University of Texas of the Permian Basin

- Graduate with **up to 60 college credit hours** toward a Bachelors degree.
- Dual courses through the Early College High School are **free of charge**.
- ECISD Courses are taken at the Founders Building at UTPB and include Pre-AP and AP Courses. Currently, there are
- Upon passing the reading and writing portion of the TSI, students will be able to begin taking advantage of dual courses through UTPB.
- Students who do not pass the reading and writing portion of the TSI will take all courses through ECISD instructors.
- Academic support is provided through Falcon ECHS and UTPB.
- 1-1 Chromebooks!
- Hoping to be a Beta site for Pick Education with Mr. Jason Osborne and Jason Learning!!!



Thank you for supporting  
College and Career Readiness  
in ECISD.

