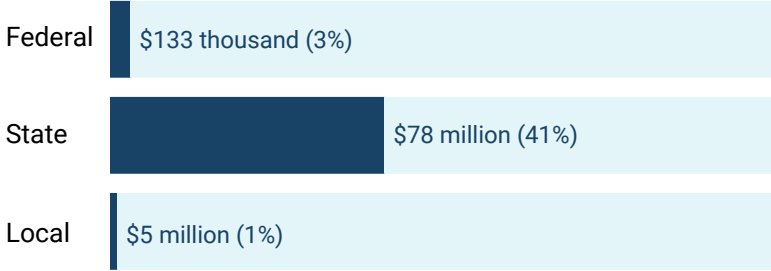


# GENERAL FUND BUDGET UPDATE

## REVENUE

OF BUDGET RECEIVED BY SOURCE



To date, we have received 12% of the expected revenue for the year, and we have spent 13% of the General Fund Budget. Comparatively, by September 30, 2023, we had received 11% of the total revenue for FY 2024 and spent 11% of the General Fund Budget.

## EXPENDITURES

BY OBJECT

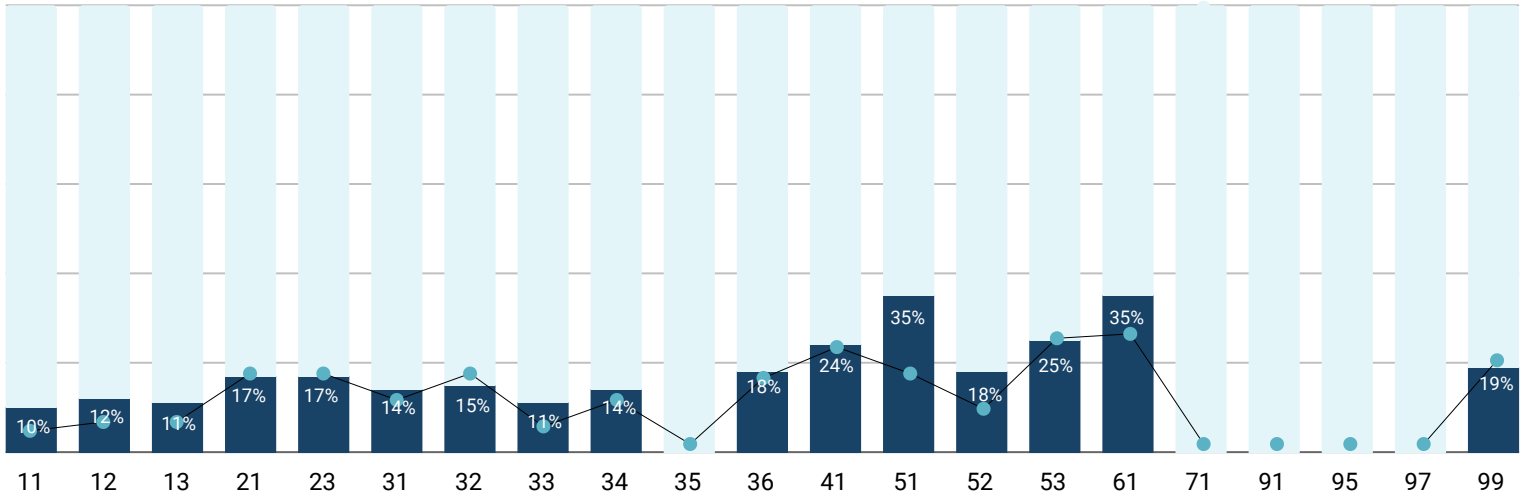
OBJECT	TOTAL SPENT	% OF BUDGET
Payroll	\$ 66 Million	11%
Professional & Contracted Services	\$ 15 Million	19%
Supplies & Materials	\$ 4 Million	22%
Other Operating Expenditures	\$ 15 Million	21%
Capital Outlay & Debt	\$ 45 Thousand	19%

## FUNCTIONAL SPENDING

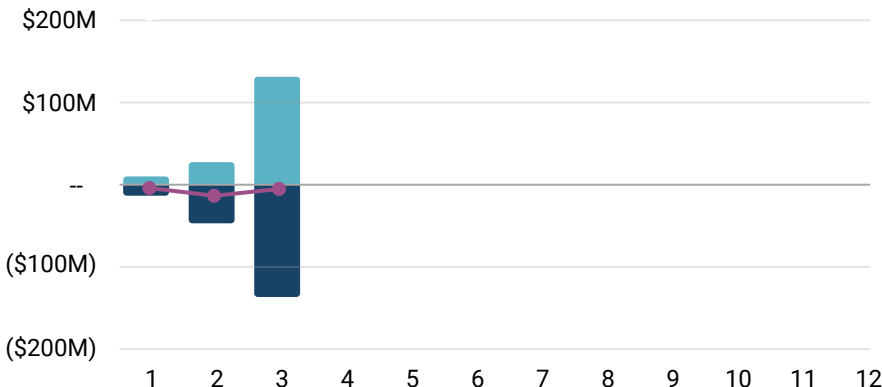
OF BUDGET SPENT BY FUNCTION

AVERAGE MONTHLY EXPENDITURES THIS QUARTER

**\$33M**



## CHANGE IN FUND BALANCE



Beginning Fund Balance*	\$ 241,305,090
Revenues	83,792,261
Expenditures	(100,300,463)
09.30.2024 Fund Balance	\$ 224,796,888

\*unaudited

**28%** UNASSIGNED 09.30.2024 ENDING FUND BALANCE AS A % OF BUDGET

All information presented in this report represents a snapshot of the quarter before the final accounting period was closed.