

	A	B	C	D	E	F	G	H	I
1	MINEOLA INDEPENDENT SCHOOL DISTRICT								
2	2013-2014 BUDGET								
3	AS OF 10/31/14								
4									
5									
6									
7	GENERAL FUND								
8	FUND 199					BUDGETED	EXPENDED	ENCUMBERED/ ACCRUED	BALANCE
9									
10	<i>11-INSTRUCTION</i>								
11									
12	SUBSTITUTES					122,400.00	12,452.75	0.00	109,947.25
13	SALARIES					5,798,824.00	604,864.68	652,611.61	4,541,347.71
14	FIMM					80,634.00	7,753.47	0.00	72,880.53
15	HEALTH INSURANCE					410,875.00	51,636.14	0.00	359,238.86
16	WORKER'S COMPENSATION					29,456.00	0.00	0.00	29,456.00
17	TRS ON-BEHALF					579,675.00	0.00	0.00	579,675.00
18	UNEMPLOYMENT					5,155.00	4,658.80	0.00	496.20
19	TEACHER RETIREMENT/TRS CARE					87,758.00	15,925.89	0.00	71,832.11
20	PERSONAL DAYS					47,732.00	0.00	0.00	47,732.00
21	TOTAL					7,162,509.00	697,291.73	652,611.61	5,812,605.66
22									
23	FINGERPRINTING-HS					0.00	0.00	0.00	0.00
24	FINGERPRINTING-MS					0.00	0.00	0.00	0.00
25	FINGERPRINTING-PS					0.00	0.00	0.00	0.00
26	FINGERPRINTING-ES					0.00	0.00	0.00	0.00
27	CONT SERV-CIS-HS					0.00	0.00	0.00	0.00
28	STUDENT TUTION-HS					0.00	0.00	0.00	0.00
29	COMPUTER AND COPIER REPAIR/MAINT-HS					5,500.00	4,000.00	0.00	1,500.00
30	COMPUTER AND COPIER REPAIR/MAINT-MS					5,500.00	4,000.00	0.00	1,500.00
31	COMPUTER AND COPIER REPAIR/MAINT-PS					5,500.00	4,000.00	0.00	1,500.00
32	COMPUTER AND COPIER REPAIR/MAINT-ES					5,500.00	4,000.00	200.00	1,300.00
33	GENERAL REPAIR-HS					4,500.00	0.00	0.00	4,500.00
34	CONTRACTED SERVICE-DRAMA					0.00	0.00	0.00	0.00
35	BAND INSTRUMENT REPAIR-HS					4,500.00	570.50	0.00	3,929.50
36	BAND INSTRUMENT REPAIR-MS					3,500.00	0.00	217.00	3,283.00
37	REPAIR-HS-SCIENCE					0.00	0.00	0.00	0.00
38	REPAIR-MS-SCIENCE					0.00	0.00	0.00	0.00
39	PHOTOGRAPHY REPAIR/MAINT-HS					0.00	0.00	0.00	0.00
40	REPAIR-CAREER & TECH-HS					0.00	0.00	0.00	0.00
41	VO AG-MAINT-HS					1,000.00	0.00	0.00	1,000.00
42	HOMEMAKING MAINT-HS					750.00	0.00	0.00	750.00
43	AUTO MECH MAINT-HS					1,000.00	638.18	0.00	361.82
44	REPAIR-HS-DE					0.00	0.00	0.00	0.00
45	REPAIR-HS-SP ED					350.00	0.00	0.00	350.00
46	REPAIR-MS-SP ED					0.00	0.00	0.00	0.00
47	RENTAL DRIVER'S ED-HS					0.00	0.00	0.00	0.00
48	CONT-SERV-COMPUTERS-HS					6,000.00	0.00	0.00	6,000.00
49	CONT SERV-COMPUTERS-HS C/T					0.00	0.00	0.00	0.00
50	CONT SERV-COMPUTERS-HS ALLOTMENT					34,000.00	1,375.00	0.00	32,625.00

	A	B	C	D	E	F	G	H	I
51	CONT-SERV-COMPUTERS-HS-ST COMP					0.00	0.00	0.00	0.00
52	CONT SERV-COMPUTERS-MS					12,500.00	3,497.32	0.00	9,002.68
53	CONT SERV-COMPUTERS-MS-ST COMP					0.00	0.00	0.00	0.00
54	CONT SERV-COMPUTERS-PS					12,500.00	3,320.07	0.00	9,179.93
55	CONT SERV-COMPUTERS-PS ESL					0.00	0.00	0.00	0.00
56	CONT SERV-COMPUTERS-PS-ST COMP					0.00	0.00	0.00	0.00
57	CONT SERV-COMPUTERS- ES					14,000.00	4,383.24	0.00	9,616.76
58	CONT SERV-COMPUTERS-ES-ESL					0.00	0.00	0.00	0.00
59	CONT SERV-COMPUTERS-ES-ST COMP					0.00	0.00	0.00	0.00
60	CONT SERV-TECHNOLOGY-HS					5,000.00	0.00	0.00	5,000.00
61	CONT SERV-TECHNOLOGY-MS					5,000.00	119.99	0.00	4,880.01
62	CONT SERV-TECHNOLOGY-PS					5,000.00	0.00	0.00	5,000.00
63	CONT SERV-TECHNOLOGY-ES					5,000.00	0.00	0.00	5,000.00
64	TOTAL					136,600.00	29,904.30	417.00	106,278.70
65									
66	INST SUPPLIES-HS					14,000.00	750.00	250.00	13,000.00
67	INST SUPPLIES-HS-G/T					100.00	53.97	0.00	46.03
68	INST SUPPLIES-HS-ESL					300.00	0.00	0.00	300.00
69	INST SUPPLIES-HS-ST COMP					2,500.00	0.00	0.00	2,500.00
70	INST SUPPLIES-HS-ENTENDED DAY					1,500.00	0.00	0.00	1,500.00
71	INST SUPPLIES-HS ALLOTMENT					10,000.00	0.00	0.00	10,000.00
72	INST SUPPLIES-MS					12,500.00	750.00	893.17	10,856.83
73	INST SUPPLIES-MS-G/T					1,600.00	1,399.99	0.00	200.01
74	INST SUPPLIES-MS-ESL					300.00	0.00	0.00	300.00
75	INST SUPPLIES-MS-ST COMP					2,000.00	0.00	0.00	2,000.00
76	INST SUPPLIES-MS-EXTENDED DAY					1,500.00	0.00	0.00	1,500.00
77	INST SUPPLIES-PS					18,000.00	1,861.34	250.00	15,888.66
78	INST SUPPLIES-PS-G/T					500.00	0.00	0.00	500.00
79	INST SUPPLIES-PS-ESL					500.00	0.00	0.00	500.00
80	INST SUPPLIES-PS-ST COMP					1,000.00	0.00	0.00	1,000.00
81	INST SUPPLIES-PS-AFTER SCHOOL					1,500.00	0.00	0.00	1,500.00
82	INST SUPPLIES-ES					18,000.00	750.00	250.00	17,000.00
83	INST SUPPLIES-ES-G/T					500.00	35.99	0.00	464.01
84	INST SUPPLIES-ES-ESL					300.00	0.00	0.00	300.00
85	INST SUPPLIES-ES-ST COMP					2,000.00	0.00	0.00	2,000.00
86	INST SUPPLIES-ES-AFTER SCHOOL					1,500.00	0.00	0.00	1,500.00
87	IST SUPPLIES-CURRICULUM-ES					600.00	0.00	0.00	600.00
88	SUPPLIES-DISTRICT					0.00	0.00	0.00	0.00
89	GENERAL SUPPLIES-HS					10,000.00	0.00	0.00	10,000.00
90	GENERAL SUPPLIES-MS					5,000.00	0.00	0.00	5,000.00
91	GENERAL SUPPLIES-PS					5,000.00	0.00	0.00	5,000.00
92	GENERAL SUPPLIES-ES					5,000.00	0.00	0.00	5,000.00
93	ENGLISH-HS					600.00	0.00	0.00	600.00
94	ENGLISH-MS					500.00	0.00	0.00	500.00
95	SPEECH-HS					50.00	0.00	0.00	50.00
96	SPEECH-MS					200.00	0.00	0.00	200.00
97	JOURNALISM-HS					300.00	0.00	0.00	300.00
98	JOURNALISM-MS					0.00	0.00	0.00	0.00
99	DRAMA-HS					4,100.00	510.86	227.86	3,361.28

	A	B	C	D	E	F	G	H	I
100	DRAMA-MS					250.00	0.00	0.00	250.00
101	READING-MS					750.00	0.00	0.00	750.00
102	SPANISH-HS					200.00	0.00	0.00	200.00
103	BAND-HS					6,000.00	989.87	0.00	5,010.13
104	CHOIR-HS					1,000.00	169.20	0.00	830.80
105	BAND-MS					5,000.00	402.17	447.87	4,149.96
106	CHOIR-MS					1,000.00	121.29	0.00	878.71
107	HISTORY-HS					250.00	0.00	0.00	250.00
108	HISTORY-MS					500.00	0.00	0.00	500.00
109	MATH-HS					3,870.00	146.67	0.00	3,723.33
110	MATH-MS					1,500.00	0.00	104.42	1,395.58
111	ART-HS					1,234.00	0.00	0.00	1,234.00
112	ART-MS					1,000.00	0.00	198.48	801.52
113	ART-PS					2,400.00	0.00	1,199.53	1,200.47
114	ART-ES					600.00	453.78	0.00	146.22
115	SCIENCE-HS					4,536.00	1,065.10	300.96	3,169.94
116	SCIENCE-MS					2,320.00	1,777.65	29.91	512.44
117	SCIENCE-ES					2,500.00	88.34	0.00	2,411.66
118	MUSIC-PS					500.00	0.00	0.00	500.00
119	MUSIC-ES					500.00	83.06	0.00	416.94
120	PE-HS					500.00	40.00	0.00	460.00
121	PE-MS					750.00	0.00	0.00	750.00
122	PE-PS					750.00	0.00	0.00	750.00
123	PE-ES					700.00	580.48	0.00	119.52
124	INST HEALTH-HS					0.00	0.00	0.00	0.00
125	BUSINESS DEPT-HS					1,000.00	181.11	0.00	818.89
126	KEYBOARDING-MS					500.00	0.00	0.00	500.00
127	HEALTH-HS					0.00	0.00	0.00	0.00
128	SIXTH GRADE-MS					0.00	0.00	0.00	0.00
129	PRE-K-PS					500.00	0.00	0.00	500.00
130	KINDERGARTEN-PS					3,000.00	0.00	0.00	3,000.00
131	FIRST GRADE-PS					3,500.00	0.00	303.24	3,196.76
132	SECOND GRADE-PS					3,000.00	53.00	0.00	2,947.00
133	HEAD START-PS					600.00	0.00	0.00	600.00
134	THIRD GRADE-ES					3,500.00	0.00	0.00	3,500.00
135	FOURTH GRADE-ES					3,000.00	0.00	0.00	3,000.00
136	FIFTH GRADE-ES					3,000.00	86.47	0.00	2,913.53
137	COMPUTER LAB-MS					500.00	0.00	0.00	500.00
138	COMPUTER LAB-PS					900.00	0.00	0.00	900.00
139	COMPUTER LAB-ES					2,000.00	0.00	0.00	2,000.00
140	CAREER & TECH-HS					0.00	0.00	0.00	0.00
141	VO AGRICULTURE-HS					2,000.00	364.57	285.43	1,350.00
142	HOMEMAKING-HS					2,500.00	296.04	1,427.10	776.86
143	AUTO MECH-HS					2,000.00	202.73	400.00	1,397.27
144	D E -HS					1,000.00	0.00	0.00	1,000.00
145	SPEECH THERAPY-PS					0.00	0.00	0.00	0.00
146	SPEECH THERAPY-ES					0.00	0.00	0.00	0.00
147	CONTENT MASTERY-HS					0.00	0.00	0.00	0.00
148	SPECIAL ED-HS					2,000.00	99.00	0.00	1,901.00
149	SPECIAL ED-MS					2,000.00	0.00	0.00	2,000.00
150	SPECIAL ED-PS					750.00	0.00	0.00	750.00

	A	B	C	D	E	F	G	H	I
151	SPECIAL ED-ES					2,000.00	0.00	0.00	2,000.00
152	SUPPLIES-HS-SCIENCE-RENOVATIONS					0.00	0.00	0.00	0.00
153	SUPPLIES-TECHNOLOGY-HS**					10,000.00	2,621.69	33.14	7,345.17
154	SUPPLEIS-TECHNOLOGY-HS C/T					0.00	0.00	0.00	0.00
155	SUPPLIES-TECHNOLOGY-MS**					10,000.00	2,555.88	33.14	7,410.98
156	SUPPLIES-TECHNOLOGY-PS**					10,000.00	2,555.86	33.14	7,411.00
157	SUPPLIES-TECHNOLOGY-ES**					10,000.00	2,555.88	33.14	7,410.98
158	TOTAL					239,310.00	23,601.99	6,700.53	209,007.48
159									
160	GENERAL TRAVEL-HS					2,500.00	0.00	0.00	2,500.00
161	TRAVEL-BUSINESS-HS					0.00	0.00	0.00	0.00
162	TRAVEL-DRAFTING-HS					0.00	0.00	0.00	0.00
163	TRAVEL-VO AG-HS					5,000.00	125.98	0.00	4,874.02
164	TRAVEL-HOMEMAKING-HS					2,000.00	0.00	0.00	2,000.00
165	TRAVEL-AUTO MECH-HS					0.00	0.00	0.00	0.00
166	TRAVEL-DE-HS					1,000.00	0.00	0.00	1,000.00
167	TRAVEL-SP ED-NON EMPLOYEE					2,500.00	0.00	0.00	2,500.00
168	FEE/DUES-ES					0.00	0.00	0.00	0.00
169	GRADUATION EXPENSE					2,500.00	0.00	0.00	2,500.00
170	TOTAL					15,500.00	125.98	0.00	15,374.02
171									
172	VECHILE-VO AG					0.00	0.00	0.00	0.00
173	EQUIP/FURN>5,000-VO AG					0.00	0.00	0.00	0.00
174	FURN/EQUIP-HS					9,890.12	3,602.69	449.00	5,838.43
175	FURN/EQUIP-C/T					0.00	0.00	0.00	0.00
176	FURN/EQUIP-HS ALLOTMENT					10,000.00	0.00	0.00	10,000.00
177	FURN/EQUIP-MS					10,000.00	0.00	0.00	10,000.00
178	FURN/EQUIP-MS-ST COMP					0.00	0.00	0.00	0.00
179	FURN/EQUIP-PS					10,000.00	0.00	449.00	9,551.00
180	FURN/EQUIP-ES					10,000.00	0.00	0.00	10,000.00
181	FURN/EQUIP-DISTRICT WIDE					25,000.00	0.00	0.00	25,000.00
182	FURN/EQUIP-HS-ENGLISH					0.00	0.00	0.00	0.00
183	FURN/EQUIP-DRAMA					0.00	0.00	0.00	0.00
184	FURN/EQUIP-MS-READING					0.00	0.00	0.00	0.00
185	FURN/EQUIP-SPANISH					0.00	0.00	0.00	0.00
186	BAND INSTRUMENTS-HS					50,000.00	0.00	0.00	50,000.00
187	FURN/EQUIP-HS CHOIR					0.00	0.00	0.00	0.00
188	BAND INSTRUMENTS-MS					0.00	0.00	0.00	0.00
189	FURN/EQUIP-HS HISTORY					0.00	0.00	0.00	0.00
190	FURN/EQUIP-MS-HISTORY					0.00	0.00	0.00	0.00
191	FURN/EQUIP-HS-MATH					5,000.00	0.00	0.00	5,000.00
192	FURN/EQUIP-HS-ART					0.00	0.00	0.00	0.00
193	FURN/EQUIP-HS-SCIENCE					0.00	0.00	0.00	0.00
194	FURN/EQUIP-MS-SCIENCE					0.00	0.00	0.00	0.00
195	FURN/EQUIP-PS-MUSIC					0.00	0.00	0.00	0.00
196	FURN/EQUIP-ES-MUSIC					0.00	0.00	0.00	0.00
197	FURN/EQUIP-PS-PE					0.00	0.00	0.00	0.00
198	FURN/EQUIP-ES-PE					0.00	0.00	0.00	0.00
199	FURN/EQUIP-KEYBOARDING-MS					0.00	0.00	0.00	0.00
200	FURN/EQUIP-PS-PRE-K					0.00	0.00	0.00	0.00
201	FURN/EQUIP-PS-KINDERGARTEN					0.00	0.00	0.00	0.00

	A	B	C	D	E	F	G	H	I
202	FURN/EQUIP-PS-FIRST GRADE					0.00	0.00	0.00	0.00
203	FURN/EQUIP-PS-SECOND GRADE					0.00	0.00	0.00	0.00
204	FURN/EQUIP-HEAD START					0.00	0.00	0.00	0.00
205	FURN/EQUIP-ES-THIRD GRADE					0.00	0.00	0.00	0.00
206	FURN/EQUIP-ES-FOURTH GRADE					0.00	0.00	0.00	0.00
207	FURN/EQUIP-ES-FIFTH GRADE					0.00	0.00	0.00	0.00
208	FURN/EQUIP-HS-CAREER/TECH					0.00	0.00	0.00	0.00
209	FURN/EQUIP-VO AG					0.00	0.00	0.00	0.00
210	FURN/EQUIP-DE					0.00	0.00	0.00	0.00
211	FURN-EQUIP-HS-AUTO MECH					0.00	0.00	0.00	0.00
212	FURN/EQUIP-PS-SPEECH					0.00	0.00	0.00	0.00
213	FURN/EQUIP-HS-SP ED					109.88	0.00	0.00	109.88
214	FURN/EQUIP-MS-SP ED					0.00	0.00	0.00	0.00
215	FURN/EQUIP-PS-SP ED					0.00	0.00	0.00	0.00
216	FURN/EQUIP-ES-SP ED					0.00	0.00	0.00	0.00
217	FURN/EQUIP-HS-SCIENCE-RENOVATIONS					0.00	0.00	0.00	0.00
218	FURN/EQUIP-HS TECHNOLOGY**					45,000.00	0.00	5,319.00	39,681.00
219	FURN/EQUIP-HS-C/T					0.00	0.00	0.00	0.00
220	FURN/EQUIP-HS-ST COMP					0.00	0.00	0.00	0.00
221	FURN/EQUIP-MS TECHNOLOGY**					2,500.00	0.00	0.00	2,500.00
222	FURN/EQUIP-PS TECHNOLOGY**					2,500.00	0.00	0.00	2,500.00
223	FURN/EQUIP-ES TECHNOLOGY**					2,500.00	0.00	0.00	2,500.00
224	FURN/EQUIP-ES-ST COMP					0.00	0.00	0.00	0.00
225	TOTAL					182,500.00	3,602.69	6,217.00	172,680.31
226									
227	TOTAL INSTRUCTION					7,736,419.00	754,526.69	665,946.14	6,315,946.17
228									
229									
230									
231	SUBSTITUTES					1,000.00	227.50	0.00	772.50
232	SALARIES					145,221.00	15,661.10	17,731.91	111,827.99
233	FIMM					2,145.00	208.45	0.00	1,936.55
234	HEALTH INSURANCE					11,736.00	1,466.98	0.00	10,269.02
235	WORKER'S COMPENSATION					696.00	0.00	0.00	696.00
236	TRS ON BEHALF					0.00	0.00	0.00	0.00
237	UNEMPLOYMENT					122.00	107.31	0.00	14.69
238	TEACHER RETIREMENT/TRS CARE					2,119.00	353.08	0.00	1,765.92
239	PERSONAL DAYS					1,672.00	0.00	0.00	1,672.00
240	TOTAL					164,711.00	18,024.42	17,731.91	128,954.67
241									
242	REGION VII SERVICES-HS					0.00	0.00	0.00	0.00
243	REGION VII SERVICES-MS					0.00	0.00	0.00	0.00
244	REGION VII SERVICES-PS					0.00	0.00	0.00	0.00
245	REGION VII SERVICES-ES					0.00	0.00	0.00	0.00
246	AUDIO VISUAL/REPAIR-HS					0.00	0.00	0.00	0.00
247	AUDIO VISUAL/REPAIR-MS					0.00	0.00	0.00	0.00
248	AUDIO VISUAL/REPAIR-PS					0.00	0.00	0.00	0.00
249	AUDIO VISUAL/REPAIR-ES					0.00	0.00	0.00	0.00
250	CONTRACTED SERVICES-HS					2,219.00	0.00	0.00	2,219.00
251	CONTRACTED SERVICES-MS					1,000.00	0.00	0.00	1,000.00

12-LIBRARY

	A	B	C	D	E	F	G	H	I
252	CONTRACTED SERVICES-PS					1,000.00	0.00	0.00	1,000.00
253	CONTRACTED SERVICES-ES					1,000.00	0.00	0.00	1,000.00
254	TOTAL					5,219.00	0.00	0.00	5,219.00
255									
256	MAGAZINES/BOOKS-HS					7,500.00	0.00	0.00	7,500.00
257	MAGAZINES/BOOKS-MS					5,500.00	0.00	3,946.45	1,553.55
258	MAGAZINES/BOOKS-PS					6,500.00	0.00	0.00	6,500.00
259	MAGAZINES/BOOKS-ES					6,000.00	280.19	1,593.00	4,126.81
260	AUDIO VISUAL & OTHER INST SUPPLY-HS					3,000.00	0.00	0.00	3,000.00
261	AUDIO VISUAL & OTHER INST SUPPLY-MS					2,041.00	0.00	0.00	2,041.00
262	AUDIO VISUAL & OTHER INST SUPPLY-PS					2,541.00	0.00	0.00	2,541.00
263	AUDIO VISUAL & OTHER INST SUPPLY-ES					800.00	0.00	330.55	469.45
264	TOTAL					33,882.00	280.19	5,870.00	27,731.81
265									
266	TRAVEL-HS					1,000.00	0.00	0.00	1,000.00
267	TRAVEL-MS					50.00	0.00	0.00	50.00
268	TRAVEL-PS					50.00	0.00	0.00	50.00
269	TRAVEL-ES					700.00	0.00	0.00	700.00
270	FEES/DUES-HS					500.00	0.00	0.00	500.00
271	TOTAL					2,300.00	0.00	0.00	2,300.00
272									
273	FURN/EQUIP-HS					500.00	449.00	0.00	51.00
274	FURN/EQUIP-MS					459.00	460.15	0.00	(1.15)
275	FURN/EQUIP-PS					459.00	460.15	0.00	(1.15)
276	FURN/EQUIP-ES					500.00	460.15	0.00	39.85
277	TOTAL					1,918.00	1,829.45	0.00	88.55
278									
279	TOTAL LIBRARY					208,030.00	20,134.06	23,601.91	164,294.03
280									
281	<i>13-STAFF DEVELOPMENT</i>								
282									
283	DEPARTMENT HEAD/JUDGE TRUST					11,050.00	1,280.94	1,328.37	8,440.69
284	FIMM					142.00	15.18	0.00	126.82
285	HEALTH INSURANCE					744.00	97.31	0.00	646.69
286	WORKER'S COMPENSATION					0.00	0.00	0.00	0.00
287	TRS ON-BEHALF					0.00	0.00	0.00	0.00
288	UNEMPLOYMENT					0.00	7.66	0.00	(7.66)
289	TEACHER RETIREMENT/TRS CARE					251.00	42.31	0.00	208.69
290	TOTAL					12,187.00	1,443.40	1,328.37	9,415.23
291									
292	CONTRACTED STAFF DEVELOPMENT-HS ALLO					2,000.00	0.00	0.00	2,000.00
293	CONTRACTED STAFF-DEVELOPMENT					8,000.00	0.00	0.00	8,000.00
294	STAFF DEVELOPMENT-REGION VII					8,000.00	7,598.00	0.00	402.00
295	STAFF DEVELOPMENT-G/T-REGION VII					11,000.00	11,000.00	0.00	0.00
296	STAFF DEVELOPMENT-CT-REGION VII					3,800.00	3,806.00	0.00	(6.00)
297	TOTAL					32,800.00	22,404.00	0.00	10,396.00
298									
299	SUPPLIES-IN SERVICE					500.00	0.00	0.00	500.00
300	TOTAL					500.00	0.00	0.00	500.00
301									

	A	B	C	D	E	F	G	H	I
302	TRAVEL-HS-REG					6,000.00	472.29	0.00	5,527.71
303	TRAVEL-HS-VOC					0.00	0.00	0.00	0.00
304	TRAVEL-HS-SP ED					0.00	0.00	0.00	0.00
305	TRAVEL-HS-ST COMP					0.00	0.00	0.00	0.00
306	TRAVEL-HS-ESL					0.00	0.00	0.00	0.00
307	TRAVEL-HS ALLOTMENT					9,500.00	0.00	0.00	9,500.00
308	TRAVEL-MS-REG					2,500.00	0.00	0.00	2,500.00
309	TRAVEL-MS-SP ED					0.00	0.00	0.00	0.00
310	TRAVEL-MS-ST COMP					0.00	0.00	0.00	0.00
311	TRAVEL-MS-ESL					0.00	0.00	0.00	0.00
312	TRAVEL-PS-REG					9,500.00	0.00	0.00	9,500.00
313	TRAVEL-PS-G/T					50.00	0.00	50.00	0.00
314	TRAVEL-PS-SP ED					50.00	50.00	0.00	0.00
315	TRAVEL-ES-REG					4,450.00	18.00	0.00	4,432.00
316	TRAVEL-ES-G/T					50.00	50.00	0.00	0.00
317	TRAVEL-ES-SP ED					0.00	0.00	0.00	0.00
318	TRAVEL ES-ESL					0.00	0.00	0.00	0.00
319	TRAVEL-ALL SCHOOLS					15,000.00	0.00	0.00	15,000.00
320	TRAVEL -TECHNOLOGY					4,500.00	2,313.00	125.00	2,062.00
321	MISC OPERATING-HS-REG					0.00	0.00	0.00	0.00
322	MISC OPERATING-HS-SP ED					0.00	0.00	0.00	0.00
323	MISC OPERATING-HS-VOC					0.00	0.00	0.00	0.00
324	MISC OEPRATING-HS-G/T					0.00	0.00	0.00	0.00
325	MISC OPERATING-MS-REG					0.00	0.00	0.00	0.00
326	MISC OPERATING-MS-G/T					0.00	0.00	0.00	0.00
327	MISC OPERATING-MS-SP ED					0.00	0.00	0.00	0.00
328	MISC OPERATING-MS-ESL					0.00	0.00	0.00	0.00
329	MISC OPERATING-PS-REG					0.00	0.00	0.00	0.00
330	MISC OPERATING-PS-SP ED					0.00	0.00	0.00	0.00
331	MISC OPERATING-PS-ST COMP					0.00	0.00	0.00	0.00
332	MISC OPERATING-PS-ESL					0.00	0.00	0.00	0.00
333	MISC OPERATING-ES-REG					0.00	0.00	0.00	0.00
334	MISC OPERATING-ES-G/T					0.00	0.00	0.00	0.00
335	MISC OPERATING-ES-SP ED					0.00	0.00	0.00	0.00
336	MISC OPERATING-ES-ESL					0.00	0.00	0.00	0.00
337	TOTAL					51,600.00	2,903.29	175.00	48,521.71
338									
339	TOTAL STAFF DEVELOPMENT					97,087.00	26,750.69	1,503.37	68,832.94
340									
341									
342									
343	SALARY					64,443.00	10,856.02	0.00	53,586.98
344	FIMM					941.00	149.83	0.00	791.17
345	HEALTH INSURANCE					2,931.00	488.62	0.00	2,442.38
346	WORKER'S COMPENSATION					292.00	0.00	0.00	292.00
347	TRS ON-BEHALF					0.00	0.00	0.00	0.00
348	UNEMPLOYMENT					51.00	46.69	0.00	4.31
349	TEACHER RETIREMENT/TRS CARE					2,423.00	417.83	0.00	2,005.17
350	PERSONAL DAYS					596.00	0.00	0.00	596.00
351	TOTAL					71,677.00	11,958.99	0.00	59,718.01

21-INSTRUCTIONAL LEADERSHIP

	A	B	C	D	E	F	G	H	I
352									
353	CONTRACTED SERVICE					0.00	0.00	0.00	0.00
354									
355	SUPPLIES					500.00	30.46	90.51	379.03
356									
357	TRAVEL					1,750.00	904.74	10.00	835.26
358	DUES					250.00	0.00	0.00	250.00
359	TOTAL					2,000.00	904.74	10.00	1,085.26
360									
361	FURN/EQUIP					0.00	0.00	0.00	0.00
362									
363	TOTAL INSTRUCTIONAL LEADERSHIP					74,177.00	12,894.19	100.51	61,182.30
364									
365									
						<i>23-SCHOOL ADMINISTRATION</i>			
366	SUBSTITUTES					2,000.00	495.00	0.00	1,505.00
367	SALARIES					618,158.00	92,720.48	21,776.78	503,660.74
368	FIMM					9,105.00	1,251.47	0.00	7,853.53
369	HEALTH INSURANCE					43,026.00	6,355.84	0.00	36,670.16
370	WORKER'S COMPENSATION					2,720.00	0.00	0.00	2,720.00
371	TRS ON-BEHALF					0.00	0.00	0.00	0.00
372	UNEMPLOYMENT					476.00	453.62	0.00	22.38
373	TEACHER RETIREMENT/TRS CARE					12,282.00	2,127.97	0.00	10,154.03
374	PERSONAL DAYS					9,200.00	0.00	0.00	9,200.00
375	TOTAL					696,967.00	103,404.38	21,776.78	571,785.84
376									
377	REGION VII-HS					0.00	0.00	0.00	0.00
378	REGION VII-MS					0.00	0.00	0.00	0.00
379	REGION VII-PS					0.00	0.00	0.00	0.00
380	REGION VII-ES					0.00	0.00	0.00	0.00
381	PRINTING-HS					2,000.00	0.00	0.00	2,000.00
382	PRINTING-MS					2,000.00	0.00	0.00	2,000.00
383	PRINTING-PS					2,000.00	0.00	0.00	2,000.00
384	PRINTING-ES					2,000.00	0.00	0.00	2,000.00
385	TOTAL					8,000.00	0.00	0.00	8,000.00
386									
387	SUPPLIES-HS					2,663.41	422.11	0.00	2,241.30
388	SUPPLIES-MS					3,000.00	802.34	0.00	2,197.66
389	SUPPLIES-PS					3,000.00	569.79	35.98	2,394.23
390	SUPPLIES-ES					3,000.00	73.94	0.00	2,926.06
391	DISTRICT EXPENSES-HS					1,000.00	0.00	0.00	1,000.00
392	DISTRICT EXPENSES-MS					1,000.00	295.00	0.00	705.00
393	DISTRICT EXPENSES-PS					1,000.00	61.00	0.00	939.00
394	DISTRICT EXPENSES-ES					1,000.00	0.00	0.00	1,000.00
395	POSTAGE-HS					4,000.00	39.25	0.00	3,960.75
396	POSTAGE-MS					3,000.00	0.00	0.00	3,000.00
397	POSTAGE-PS					1,500.00	0.00	0.00	1,500.00
398	POSTAGE-ES					1,500.00	0.00	0.00	1,500.00
399	TOTAL					25,663.41	2,263.43	35.98	23,364.00
400									
401	TRAVEL-HS					4,085.00	225.00	17.50	3,842.50

	A	B	C	D	E	F	G	H	I
402	TRAVEL-MS					2,500.00	277.00	267.50	1,955.50
403	TRAVEL-PS					2,000.00	225.00	0.00	1,775.00
404	TRAVEL-ES					2,565.00	225.00	0.00	2,340.00
405	BONDING-HS					0.00	0.00	0.00	0.00
406	TRAVEL-ALL SCHOOLS					0.00	0.00	0.00	0.00
407	DUES-HS					390.00	390.00	0.00	0.00
408	DUES-MS					0.00	0.00	0.00	0.00
409	DUES-PS					0.00	0.00	0.00	0.00
410	DUES-ES					0.00	0.00	0.00	0.00
411	TOTAL					11,540.00	1,342.00	285.00	9,913.00
412									
413	FURN/EQUIP-HS					336.59	336.59	0.00	0.00
414	FURN/EQUIP-MS					0.00	0.00	0.00	0.00
415	FURN/EQUIP-PS					0.00	0.00	0.00	0.00
416	FURN/EQUIP-ES					0.00	0.00	0.00	0.00
417	TOTAL					336.59	336.59	0.00	0.00
418									
419	TOTAL SCHOOL ADMINISTRATION					742,507.00	107,346.40	22,097.76	613,062.84
420									
421	<i>31-COUNSELING</i>								
422									
423	SALARIES					277,400.00	24,373.13	30,286.01	222,740.86
424	FIMM					4,088.00	311.59	0.00	3,776.41
425	HEALTH INSURANCE					15,654.00	1,627.70	0.00	14,026.30
426	WORKER'S COMPENSATION					1,136.00	0.00	0.00	1,136.00
427	TRS ON-BEHALF					0.00	0.00	0.00	0.00
428	UNEMPLOYMENT					199.00	199.98	0.00	(0.98)
429	TEACHER RETIREMENT/TRS CARE					4,314.00	696.81	0.00	3,617.19
430	PERSONAL DAYS					4,400.00	0.00	0.00	4,400.00
431	TOTAL					307,191.00	27,209.21	30,286.01	249,695.78
432									
433	REGION VII ESC					1,500.00	1,500.00	0.00	0.00
434	TEST SCORING-HS					250.00	0.00	0.00	250.00
435	TEST SCORING-MS					200.00	0.00	0.00	200.00
436	TEST SCORING-PS					200.00	0.00	0.00	200.00
437	TEST SCORING-ES					250.00	0.00	0.00	250.00
438	TOTAL					2,400.00	1,500.00	0.00	900.00
439									
440	TEST MATERIALS-HS					500.00	0.00	0.00	500.00
441	TEST MATERIALS-MS					500.00	0.00	0.00	500.00
442	TEST MATERIALS-PS					700.00	0.00	0.00	700.00
443	TEST MATERIALS-ES					700.00	0.00	0.00	700.00
444	SUPPLIES-HS					1,250.00	129.45	0.00	1,120.55
445	SUPPLIES-MS					700.00	59.78	0.00	640.22
446	SUPPLIES-PS					1,000.00	93.42	0.00	906.58
447	SUPPLIES-ES					750.00	0.00	0.00	750.00
448	POSTAGE-HS					250.00	0.00	0.00	250.00
449	POSTAGE-MS					250.00	0.00	0.00	250.00
450	TOTAL					6,600.00	282.65	0.00	6,317.35
451									

	A	B	C	D	E	F	G	H	I
452	TRAVEL-HS					1,825.00	654.73	20.00	1,150.27
453	TRAVEL-MS					1,350.00	98.00	60.00	1,192.00
454	TRAVEL-PS					1,425.00	595.64	60.00	769.36
455	TRAVEL-ES					1,425.00	304.72	60.00	1,060.28
456	TRAVEL-ES-TSII					0.00	0.00	0.00	0.00
457	MEMBERSHIP/DUES-HS					125.00	125.00	0.00	0.00
458	MEMBERSHIP/DUES-MS					0.00	0.00	0.00	0.00
459	MEMBERSHIP/DUES-PS					125.00	125.00	0.00	0.00
460	MEMBERSHIP/DUES-ES					125.00	125.00	0.00	0.00
461	FEES & DUES-COLLEGE FAIR-HS					0.00	0.00	0.00	0.00
462	FEES-PS-STUDENTS					0.00	0.00	0.00	0.00
463	TOTAL					6,400.00	2,028.09	200.00	4,171.91
464									
465	FURNITURE-HS					450.00	0.00	0.00	450.00
466	FURNITURE-MS					0.00	0.00	0.00	0.00
467	FURNITURE-PS					0.00	0.00	0.00	0.00
468	TOTAL					450.00	0.00	0.00	450.00
469									
470	TOTAL COUNSELING					323,041.00	31,019.95	30,486.01	261,535.04
471									
472									
473									
474	SALARIES					104,352.00	11,253.43	12,741.47	80,357.10
475	FIMM					1,532.00	157.25	0.00	1,374.75
476	HEALTH INSURANCE					7,818.00	977.24	0.00	6,840.76
477	WORKER'S COMPENSATION					560.00	0.00	0.00	560.00
478	TRS ON-BEHALF					0.00	0.00	0.00	0.00
479	UNEMPLOYMENT					98.00	85.71	0.00	12.29
480	TEACHER RETIREMENT/TRS CARE					16,420.00	2,786.48	0.00	13,633.52
481	PERSONAL DAYS					1,400.00	0.00	0.00	1,400.00
482	TOTAL					132,180.00	15,260.11	12,741.47	104,178.42
483									
484	CONT SERVICES-FINGERPRINTING					0.00	0.00	0.00	0.00
485	CONT SERVICES-NURSING-HS					0.00	0.00	0.00	0.00
486	CONT SERVICES-NURSING-MS					0.00	0.00	0.00	0.00
487	CONT SERVICES-NURSING-PS					0.00	0.00	0.00	0.00
488	CONT SERVICES-NURSING-ES					0.00	0.00	0.00	0.00
489	CONT SERVICES-HS					80.00	0.00	0.00	80.00
490	CONT SERVICES-MS					80.00	0.00	0.00	80.00
491	CONT SERVICES-PS					80.00	0.00	0.00	80.00
492	CONT SERVICES-ES					80.00	0.00	0.00	80.00
493	TOTAL					320.00	0.00	0.00	320.00
494									
495	SUPPLIES-HS					1,500.00	0.00	0.00	1,500.00
496	SUPPLIES-MS					740.00	0.00	0.00	740.00
497	SUPPLIES-PS					1,240.01	0.00	0.00	1,240.01
498	SUPPLIES-ES					1,000.00	0.00	0.00	1,000.00
499	TOTAL					4,480.01	0.00	0.00	4,480.01
500									
501	TRAVEL-HS					200.00	0.00	0.00	200.00

33-HEALTH SERVICES

	A	B	C	D	E	F	G	H	I
502	TRAVEL-MS					200.00	0.00	0.00	200.00
503	TRAVEL-PS					200.00	0.00	0.00	200.00
504	TRAVEL-ES					300.00	0.00	0.00	300.00
505	TOTAL					900.00	0.00	0.00	900.00
506									
507	EQUIPMENT-HS					0.00	0.00	0.00	0.00
508	EQUIPMENT-MS					260.00	260.00	0.00	0.00
509	EQUIPMENT-PS					259.99	259.99	0.00	0.00
510	EQUIPMENT-ES					0.00	0.00	0.00	0.00
511	TOTAL					519.99	519.99	0.00	0.00
512									
513	TOTAL HEALTH SERVICE					138,400.00	15,780.10	12,741.47	109,878.43
514									
515									
516									
517	SUBSTITUTES					6,000.00	980.00	0.00	5,020.00
518	SALARIES					155,144.00	22,553.22	5,802.61	126,788.17
519	FIMM					2,354.00	293.07	0.00	2,060.93
520	HEALTH INSURANCE					32,785.00	3,954.31	0.00	28,830.69
521	WORKER'S COMPENSATION					760.00	0.00	0.00	760.00
522	TRS ON-BEHALF					0.00	0.00	0.00	0.00
523	UNEMPLOYMENT					133.00	129.60	0.00	3.40
524	TEACHER RETIREMENT/TRS CARE					1,008.00	241.48	0.00	766.52
525	PERSONAL DAYS					1,200.00	0.00	0.00	1,200.00
526	TOTAL					199,384.00	28,151.68	5,802.61	165,429.71
527									
528	CONT SERVICES-PHYSICALS/DRUG TEST					4,500.00	57.50	1,000.00	3,442.50
529	CONT SERVICES-RECERTIFICATION					1,500.00	120.00	200.00	1,180.00
530	CONT SERVICES-REPAIR					10,000.00	2,306.13	325.00	7,368.87
531	TOTAL					16,000.00	2,483.63	1,525.00	11,991.37
532									
533	GAS,OIL,GREASE,TIRES					84,000.00	7,171.48	7,500.00	69,328.52
534	PARTS & SUPPLIES					35,600.00	2,392.27	11,467.07	21,740.66
535	TOTAL					119,600.00	9,563.75	18,967.07	91,069.18
536									
537	INSURANCE					11,371.00	11,857.00	0.00	(486.00)
538	MISC OPERATING COSTS					2,000.00	21.68	0.00	1,978.32
539	TOTAL					13,371.00	11,878.68	0.00	1,492.32
540									
541	BUSES					121,000.00	0.00	28,980.25	92,019.75
542	CAPITAL OUTLAY					0.00	0.00	0.00	0.00
543	FURN/EQUIP-TECHNOLOGY					0.00	0.00	0.00	0.00
544	TOTAL					121,000.00	0.00	28,980.25	92,019.75
545									
546	TOTAL STUDENT TRANSPORTATION					469,355.00	52,077.74	55,274.93	362,002.33
547									
548									
549									
550	CONTRACTED SERVICES-FINGERPRINTING					0.00	0.00	0.00	0.00
551									

34-STUDENT TRANSPORTATION

35-FOOD SERVICE

	A	B	C	D	E	F	G	H	I
552	TRANSFER OUT					0.00	0.00	0.00	0.00
553									
554	TOTAL FOOD SERVICE					0.00	0.00	0.00	0.00
555									
556									
557	<i>36-COCURRICULAR/EXTRACURRICULAR</i>								
558									
559	SALARIES/STIPENDS					279,976.00	30,086.25	19,805.88	230,083.87
560	FIMM					4,065.00	402.62	0.00	3,662.38
561	HEALTH INSURANCE					13,619.00	1,774.38	0.00	11,844.62
562	WORKER'S COMPENSATION					932.00	0.00	0.00	932.00
563	TRS ON-BEHALF					0.00	0.00	0.00	0.00
564	UNEMPLOYMENT					163.00	199.98	0.00	(36.98)
565	TEACHER RETIREMENT/TRS CARE					8,254.00	920.15	0.00	7,333.85
566	TOTAL					307,009.00	33,383.38	19,805.88	253,819.74
567									
568	DRUG TESTING-HS					2,250.00	420.00	0.00	1,830.00
569	DRUG TESTING-MS					750.00	140.00	0.00	610.00
570	DRUG DOGS-HS					0.00	225.00	445.00	(670.00)
571	DRUG DOGS-MS					0.00	0.00	230.00	(230.00)
572	CONTRACTED ATHLETIC TRAINER					9,000.00	4,438.00	0.00	4,562.00
573	REPAIR ATHLETICS-HS					5,000.00	0.00	0.00	5,000.00
574	REPAIR-ATHLETICS-MS					2,500.00	0.00	0.00	2,500.00
575	RENTAL-DRAMA-HS					0.00	0.00	0.00	0.00
576	RENTAL-ATHLETICS					0.00	181.50	0.00	(181.50)
577	RENTAL-STADIUM/GYM					1,000.00	0.00	0.00	1,000.00
578	GAME OFFICIALS-HS					20,000.00	3,856.48	0.00	16,143.52
579	GAME OFFICIALS-MS					7,000.00	2,595.18	0.00	4,404.82
580	GAME WORKERS-HS					9,000.00	715.00	0.00	8,285.00
581	GAME WORKERS-MS					3,000.00	280.00	0.00	2,720.00
582	GAME CONTRACTS					0.00	0.00	0.00	0.00
583	CONTRACTED SERVICE-HS DRAMA					1,500.00	0.00	0.00	1,500.00
584	CONTRACTED SERVICE-MS-DRAMA					0.00	0.00	35.00	(35.00)
585	CONTRACTED SERVICE-HS-BAND					15,300.00	2,711.75	0.00	12,588.25
586	CONTRACTED SERVICE-MS-BAND					0.00	0.00	0.00	0.00
587	CONTRACTED SERVICE-HS-ATHLETICS					0.00	1,895.00	0.00	(1,895.00)
588	PRINTING					550.00	0.00	0.00	550.00
589	TOTAL					76,850.00	17,457.91	710.00	58,682.09
590									
591	ATHLETIC NEWSLETTER					500.00	99.00	0.00	401.00
592	UNIFORMS-FOOTBALL/BOYS BASKETBALL					10,000.00	0.00	0.00	10,000.00
593	DRAMA COSTUMES					1,000.00	0.00	0.00	1,000.00
594	BAND UNIFORMS					9,300.00	1,376.60	619.15	7,304.25
595	CHOIR UNIFORMS-HS					0.00	0.00	0.00	0.00
596	UIL SUPPLIES-HS					500.00	255.26	596.09	(351.35)
597	UIL SUPPLIES-MS					500.00	199.68	57.25	243.07
598	UIL SUPPLIES-PS					0.00	0.00	0.00	0.00
599	UIL SUPPLIES-ES					1,000.00	502.55	89.95	407.50
600	CHEERLEADERS-HS					1,000.00	0.00	0.00	1,000.00

	A	B	C	D	E	F	G	H	I
601	CHEERLEADERS-MS					500.00	0.00	0.00	500.00
602	ALL ATHLETICS-HS					4,000.00	315.90	126.00	3,558.10
603	ALL ATHLETICS-MS					2,000.00	252.90	0.00	1,747.10
604	FOOTBALL-HS					13,000.00	167.80	0.00	12,832.20
605	FOOTBALL-MS					4,000.00	0.00	0.00	4,000.00
606	BASKETBALL-HS					4,000.00	0.00	3,726.95	273.05
607	BASKETBALL-MS					1,500.00	0.00	1,372.95	127.05
608	TRACK-HS					4,000.00	0.00	0.00	4,000.00
609	TRACK-MS					1,500.00	0.00	0.00	1,500.00
610	BASEBALL-HS					4,000.00	0.00	0.00	4,000.00
611	VOLLEYBALL-HS					4,000.00	0.00	0.00	4,000.00
612	VOLLEYBALL-MS					1,500.00	0.00	0.00	1,500.00
613	GIRLS BASKETBALL-HS					4,000.00	0.00	3,998.91	1.09
614	GIRLS BASKETBALL-MS					1,500.00	0.00	1,500.00	0.00
615	GIRLS TRACK-HS					4,000.00	0.00	0.00	4,000.00
616	GIRLS TRACK-MS					1,500.00	0.00	0.00	1,500.00
617	TENNIS-HS					1,500.00	0.00	0.00	1,500.00
618	GOLF-HS					1,500.00	0.00	0.00	1,500.00
619	WEIGHT TRAINING-HS					1,500.00	0.00	0.00	1,500.00
620	SOFTBALL-HS					4,000.00	0.00	0.00	4,000.00
621	OFF SEASON-HS					5,000.00	190.00	1,156.50	3,653.50
622	OFF SEASON-MS					0.00	0.00	0.00	0.00
623	TRAINER SUPPLIES-HS					5,000.00	103.74	146.26	4,750.00
624	CROSS COUNTRY-HS					1,500.00	394.70	1,082.30	23.00
625	TOTAL					98,800.00	3,858.13	14,472.31	80,469.56
626									
627	EMPLOYEE TRAVEL-DRAMA-HS					0.00	0.00	0.00	0.00
628	EMPLOYEE TRAVEL-BAND-HS					0.00	0.00	0.00	0.00
629	EMPLOYEE TRAVEL-CHOIR-HS					0.00	0.00	0.00	0.00
630	EMPLOYEE TRAVEL-BAND-MS					0.00	0.00	0.00	0.00
631	EMPLOYEE TRAVEL-MUSIC-ES					0.00	0.00	0.00	0.00
632	EMPLOYEE TRAVEL-ES-UIL					0.00	0.00	0.00	0.00
633	EMPLOYEE TRAVEL-ATHLETICS-HS					5,725.00	0.00	0.00	5,725.00
634	STUDENT MEALS/FEES-HS					17,947.11	0.00	0.00	17,947.11
635	STUDENT MEALS/FEES-MS					5,000.00	0.00	0.00	5,000.00
636	STUDENT MEALS/FEES-PS					0.00	0.00	0.00	0.00
637	STUDENT MEALS/FEES-ES					600.00	0.00	0.00	600.00
638	STUDENTS/REP DISTRICT-HS					0.00	0.00	0.00	0.00
639	STUDENTS/REP DISTRICT-MS					0.00	0.00	0.00	0.00
640	STUDENT TRAVEL-DRAMA-HS					0.00	0.00	0.00	0.00
641	STUDENT TRAVEL-DRAMA-MS					0.00	0.00	0.00	0.00
642	STUDENT TRAVEL-BAND-HS					2,998.00	2,798.00	200.00	0.00
643	STUDENT TRAVEL-BAND-MS					0.00	0.00	0.00	0.00
644	STUDENT TRAVEL-CHOIR-HS					0.00	0.00	0.00	0.00
645	STUDENT TRAVEL-BUS CLUB-HS					0.00	0.00	0.00	0.00
646	STUDENT TRAVEL-VO AG					1,767.12	249.00	1518.12	0.00
647	STUDENT TRAVEL-HOME ECO					101.77	101.77	0.00	0.00
648	STUDENT TRAVEL-DECA-HS					0.00	0.00	0.00	0.00

	A	B	C	D	E	F	G	H	I
649	STUDENT TRAVEL-UIL-HS					0.00	0.00	0.00	0.00
650	STUDENT TRAVEL-UIL-MS					0.00	0.00	0.00	0.00
651	STUDENT TRAVEL-UIL-PS					0.00	0.00	0.00	0.00
652	STUDENT TRAVEL-UIL-ES					300.00	0.00	0.00	300.00
653	STUDENT TRAVEL-ACADEMICS-HS					0.00	0.00	0.00	0.00
654	STUDENT TRAVEL-ROPE TRICK-ES					0.00	0.00	0.00	0.00
655	STUDENT TRAVEL-ATHLETICS-HS					0.00	0.00	0.00	0.00
656	STUDENT TRAVEL-ATHLETICS-MS					0.00	0.00	0.00	0.00
657	STUDENT TRAVEL-HS-FOOTBALL					2,450.00	1,173.00	0.00	1,277.00
658	STUDENT TRAVEL-MS-FOOTBALL					2,000.00	895.00	0.00	1,105.00
659	STUDENT TRAVEL-HS BASKETBALL					2,000.00	0.00	0.00	2,000.00
660	STUDENT TRAVEL-MS BASKETBALL					1,225.00	0.00	0.00	1,225.00
661	STUDENT TRAVEL-HS TRACK					2,800.00	0.00	0.00	2,800.00
662	STUDENT TRAVEL-MS TRACK					1,800.00	0.00	0.00	1,800.00
663	STUDENT TRAVEL-HS BASEBALL					2,000.00	0.00	0.00	2,000.00
664	STUDENT TRAVEL-HS VOLLEYBALL					2,000.00	1,067.50	0.00	932.50
665	STUDENT TRAVEL-MS VOLLEYBALL					1,000.00	1,370.00	0.00	(370.00)
666	STUDENT TRAVEL-HS GIRLS BASKETBALL					2,000.00	0.00	0.00	2,000.00
667	STUDENT TRAVEL-MS GIRLS BASKETBALL					1,000.00	0.00	0.00	1,000.00
668	STUDENT TRAVEL-HS FIRLS TRACK					1,500.00	0.00	0.00	1,500.00
669	STUDENT TRAVEL-MS GIRLS TRACK					1,250.00	0.00	0.00	1,250.00
670	STUDENT TRAVEL-HS TENNIS					750.00	0.00	0.00	750.00
671	STUDENT TRAVEL-HS GOLF					750.00	0.00	0.00	750.00
672	STUDENT TRAVEL-HS WEIGHT LIFTING					1,000.00	0.00	0.00	1,000.00
673	STUDENT TRAVEL-HS SOFTBALL					2,000.00	0.00	0.00	2,000.00
674	STUDENT TRAVEL-HS CROSS COUNTRY					900.00	344.29	0.00	555.71
675	TRAVEL-NON EMPLOYEE-HS-BAND					0.00	0.00	0.00	0.00
676	STUDENT INSURANCE-HS					25,000.00	0.00	0.00	25,000.00
677	STUDENT INSURANCE-MS					25,000.00	0.00	0.00	25,000.00
678	DUES-BAND-HS					85.00	85.00	0.00	0.00
679	DUES-CHOIR-HS					50.00	50.00	0.00	0.00
680	DUES-BAND-MS					170.00	170.00	0.00	0.00
681	DUES-MUSIC-ES					0.00	0.00	0.00	0.00
682	DUES-ATHLETICS-HS					0.00	0.00	0.00	0.00
683	STUDENT ACTIVITY-HS					0.00	0.00	0.00	0.00
684	STUDENT ACTIVITY-MS					0.00	0.00	0.00	0.00
685	FEES & DUES-DRAMA-HS					0.00	0.00	0.00	0.00
686	FEES & DUES-DRAMA-MS					0.00	0.00	0.00	0.00
687	FEES & DUES-BAND-HS					1,035.00	1,035.00	0.00	0.00
688	FEES & DUES-CHOIR-HS					0.00	0.00	0.00	0.00
689	FEES & DUES-BAND-MS					0.00	0.00	0.00	0.00
690	FEES & DUES-CHOIR-MS					0.00	0.00	0.00	0.00
691	FEES-MUSIC-ES					0.00	0.00	0.00	0.00
692	FEES & DUES-BUS DEPT-HS					0.00	0.00	0.00	0.00
693	FEES & DUES-VO AG					176.00	176.00	0.00	0.00
694	FEES & DUES-HOME ECO					350.00	350.00	0.00	0.00
695	FEES & DUES-DE					320.00	320.00	0.00	0.00
696	UIL FEES-HS					0.00	0.00	0.00	0.00

	A	B	C	D	E	F	G	H	I
697	UIL FEES-MS					0.00	0.00	0.00	0.00
698	UIL FEES-PS					225.00	0.00	0.00	225.00
699	UIL FEES-ES					300.00	0.00	0.00	300.00
700	ACADEMIC AWARDS-HS					0.00	0.00	0.00	0.00
701	ACADEMIC AWARDS-MS					0.00	0.00	0.00	0.00
702	ACADEMIC AWARDS-ES					0.00	0.00	0.00	0.00
703	JUMP ROPE FEES-ES					0.00	0.00	0.00	0.00
704	CHEERLEADER FEES-HS					0.00	0.00	0.00	0.00
705	CHEERLEADER FEES-MS					0.00	0.00	0.00	0.00
706	DRUM MAJOR/FLAGS FEES-HS					0.00	0.00	0.00	0.00
707	DEBATE FEES-HS					0.00	0.00	0.00	0.00
708	DRAMA AWARDS/JACKETS-HS					0.00	0.00	0.00	0.00
709	BAND AWARD/JACKETS-HS					0.00	0.00	0.00	0.00
710	CHOIR AWARDS/JACKETS-HS					0.00	0.00	0.00	0.00
711	BAND AWARDS-MS					0.00	0.00	0.00	0.00
712	FEES & DUES-ATHLETICS-HS					19,500.00	1,275.00	0.00	18,225.00
713	FEES & DUES-ATHLETICS-MS					2,000.00	0.00	0.00	2,000.00
714	TROPHIES,MEDALS,RIBBONS-HS					2,750.00	0.00	0.00	2,750.00
715	TROPHIES,MEDALS,RIBBONS-MS					1,200.00	0.00	0.00	1,200.00
716	ATHLETICS AWARDS/JACKETS-HS					2,500.00	0.00	0.00	2,500.00
717	TOTAL					143,525.00	11,459.56	1,718.12	130,347.32
718									
719	EQUIPMENT-HS-FOOTBALL					0.00	0.00	0.00	0.00
720	EQUIPMENT-ALL ATHLETICS					4,140.00	4,100.00	0.00	40.00
721	EQUIPMENT-BASKETBALL					0.00	0.00	5,677.50	(5,677.50)
722	EQUIPMENT-TRACK					19,773.00	0.00	17,795.00	1,978.00
723	TOTAL					23,913.00	4,100.00	23,472.50	(3,659.50)
724									
725	TOTAL COCURRICULAR/EXTRACURRICULAR					650,097.00	70,258.98	60,178.81	519,659.21
726									
727									
728									
729	SALARIES					324,444.00	53,839.28	0.00	270,604.72
730	FIMM					4,281.00	767.55	0.00	3,513.45
731	HEALTH INSURANCE					7,851.00	1,307.16	0.00	6,543.84
732	WORKER'S COMPENSATION					1,300.00	0.00	0.00	1,300.00
733	TRS ON-BEHALF					0.00	0.00	0.00	0.00
734	UNEMPLOYMENT					228.00	240.40	0.00	(12.40)
735	TEACHER RETIREMENT/TRS CARE					28,337.00	4,314.48	0.00	24,022.52
736	PERSONAL DAYS					3,200.00	0.00	0.00	3,200.00
737	TOTAL					369,641.00	60,468.87	0.00	309,172.13
738									
739	ATTORNEY FEES					5,000.00	0.00	0.00	5,000.00
740	AUDIT EXP					18,500.00	0.00	0.00	18,500.00
741	CONT-SERVICE-FINGERPRINTING					0.00	0.00	0.00	0.00
742	REGION VII ESC					4,200.00	4,176.00	0.00	24.00
743	COPIER REPAIR/MAINT					1,250.00	500.00	0.00	750.00
744	LEASE-EQUIP					2,868.00	717.00	0.00	2,151.00
745	PRINTING-SUPERINTENDENT					0.00	0.00	0.00	0.00

41-GENERAL ADMINISTRATION

	A	B	C	D	E	F	G	H	I
746	POLICY REVIEW-SCHOOL BOARD					800.00	0.00	0.00	800.00
747	PRINTING-TAX OFFICE					1,600.00	220.00	0.00	1,380.00
748	PRINTING-ADM					2,000.00	0.00	0.00	2,000.00
749	CONT SERVICE-TASB PAY PLAN					2,000.00	0.00	0.00	2,000.00
750	TOTAL					38,218.00	5,613.00	0.00	32,605.00
751									
752	MAGAZINES					100.00	0.00	0.00	100.00
753	SUPPLIES-SUPERINTENDENT					1,000.00	0.00	150.00	850.00
754	SUPPLIES-SCHOOL BOARD					1,500.00	0.00	150.00	1,350.00
755	SUPPLIES-TAX OFFICE					2,500.00	208.92	100.00	2,191.08
756	SUPPLIES-ADMINISTRATION					3,250.00	934.10	162.50	2,153.40
757	SERVICE PINS					1,150.00	0.00	0.00	1,150.00
758	POSTAGE-TAX					1,500.00	0.00	0.00	1,500.00
759	POSTAGE-ADM					1,500.00	0.00	0.00	1,500.00
760	SUPPLIES-TECHNOLOGY**					0.00	0.00	0.00	0.00
761	TOTAL					12,500.00	1,143.02	562.50	10,794.48
762									
763	TRAVEL-SUPERINTENDENT					2,500.00	1,139.62	0.00	1,360.38
764	TRAVEL-TAX					1000.00	250.00	0.00	750.00
765	TRAVEL-BUS OFF					2,250.00	1,401.33	0.00	848.67
766	TRAVEL-SCHOOL BOARD					7,500.00	4,123.63	0.00	3,376.37
767	INSUR-SCHOOL BOARD					4,410.00	4,410.00	0.00	0.00
768	BONDING-TAX					250.00	250.00	0.00	0.00
769	BONDING-ADM					0.00	0.00	0.00	0.00
770	ELECTIONS					2,225.00	0.00	0.00	2,225.00
771	DUES-SUPERINTENDENT					500.00	0.00	0.00	500.00
772	DUES-SCHOOL BOARD					5,000.00	0.00	0.00	5,000.00
773	DUES-TAX COLLECTOR					250.00	135.00	0.00	115.00
774	DUES-SCHOOL WIDE					5,000.00	0.00	0.00	5,000.00
775	DUES-ADMIN OFFICE					4,625.00	0.00	0.00	4,625.00
776	MISC OPERATING-SUPERINTENDENT					750.00	0.00	0.00	750.00
777	MISC OPERATING-SCHOOL BOARD					2,500.00	1,078.25	0.00	1,421.75
778	MISC OPERATING-TAX OFFICE					500.00	0.00	0.00	500.00
779	MISC OPERATING-SCHOOL WIDE					4,000.00	0.00	0.00	4,000.00
780	MISC OPERATING-ADMIN					2,500.00	174.71	0.00	2,325.29
781	OTHER OPERATING COSTS-TAX REFUNDS					0.00	0.00	0.00	0.00
782	ADVER-TAX					500.00	0.00	0.00	500.00
783	ADVER-ADM					2,000.00	0.00	0.00	2,000.00
784	TECS FEES					0.00	0.00	0.00	0.00
785	TOTAL					48,260.00	12,962.54	0.00	35,297.46
786									
787	FURN/EQUIP-SUPERINTENDENT					0.00	0.00	0.00	0.00
788	FURN/EQUIP-SCHOOL BOARD					0.00	0.00	0.00	0.00
789	FURN/EQUIP-TECHNOLOGY**					0.00	0.00	0.00	0.00
790	TOTAL					0.00	0.00	0.00	0.00
791									
792	TOTAL GENERAL ADMINISTRATION					468,619.00	80,187.43	562.50	387,869.07
793									
794									

51-PLANT MAINTENANCE

	A	B	C	D	E	F	G	H	I
795									
796	SUBSTITUTES					10,000.00	1,100.50	0.00	8,899.50
797	SALARIES					441,508.00	69,449.93	0.00	372,058.07
798	FIMM					6,211.00	914.28	0.00	5,296.72
799	HEALTH INSURANCE					54,354.00	10,427.00	0.00	43,927.00
800	WORKER'S COMPENSATION					2,148.00	0.00	0.00	2,148.00
801	TRS ON-BEHALF					0.00	0.00	0.00	0.00
802	UNEMPLOYMENT					375.00	338.64	0.00	36.36
803	TEACHER RETIREMENT/TRS CARE					3,340.00	544.71	0.00	2,795.29
804	PERSONAL DAYS					2,400.00	0.00	0.00	2,400.00
805	TOTAL					520,336.00	82,775.06	0.00	437,560.94
806									
807	BUILDING APPRAISAL					0.00	0.00	0.00	0.00
808	PRINTING					0.00	0.00	0.00	0.00
809	CONTRACTED SERVICES-PHYSICALS/DRUG					1,000.00	0.00	0.00	1,000.00
810	CONTRACTED SERVICES-FACILITIES					0.00	0.00	0.00	0.00
811	CONTRACTED SERVICES-EXTERMINATING					7,500.00	2,135.00	2,000.00	3,365.00
812	CONTRACTED SERVICES-GARBAGE					12,000.00	1,429.79	0.00	10,570.21
813	CONTRACTED SERVICES-ELECTRIC/HEAT					125,000.00	49,799.29	6,850.00	68,350.71
814	CONTRACTED SERVICES-GENERAL					25,000.00	6,268.63	2,280.00	16,451.37
815	CONTRACTED SERVICES-FOOTBALL/BASEBAL					15,000.00	2,020.00	0.00	12,980.00
816	CONTRACTED SERVICES-GYM FLOORS					8,500.00	0.00	0.00	8,500.00
817	CONTRACTED SERVICES-SOUND SYS					10,000.00	2,175.83	1,700.00	6,124.17
818	CONTRACTED SERVICES-ROAD REPAIR					2,500.00	0.00	0.00	2,500.00
819	CONTRACTED SERVICES-FIRE EXT					7,500.00	0.00	0.00	7,500.00
820	CONTRACTED SERVICES-PLUMBING					10,000.00	3,147.74	0.00	6,852.26
821	CONTRACTED SERVICES-DST WIDE					75,000.00	0.00	0.00	75,000.00
822	CONTRACTED SERVICES-ROOFING					10,000.00	0.00	0.00	10,000.00
823	CONTRACTED SERVICES-TECHNOLOGY**					0.00	0.00	0.00	0.00
824	PHONE-HS					3,000.00	474.36	0.00	2,525.64
825	PHONE-MS					1,500.00	237.18	0.00	1,262.82
826	PHONE-PS					1,000.00	237.18	0.00	762.82
827	PHONE-ES					1,000.00	237.18	0.00	762.82
828	PHONE-ADM					1,500.00	313.96	0.00	1,186.04
829	PHONE-CAFETERIA					100.00	160.59	0.00	(60.59)
830	PHONE-BUS/MAINTENANCE					2,800.00	199.75	0.00	2,600.25
831	PHONE-HS MEREDITH STADIUM					2,000.00	250.51	0.00	1,749.49
832	WATER					35,000.00	8,678.83	0.00	26,321.17
833	ELECTRICITY					243,500.00	44,767.48	0.00	198,732.52
834	GAS					34,000.00	781.15	0.00	33,218.85
835	CABLE INTERNET					4,000.00	1,700.00	0.00	2,300.00
836	TOTAL					638,400.00	125,014.45	12,830.00	500,555.55
837									
838	VEHICLE SUPPLIES					0.00	0.00	0.00	0.00
839	CUSTODIAL SUPPLIES					60,000.00	9,723.44	10,500.00	39,776.56
840	MAINT/GROUNDS SUPPLIES					60,000.00	10,587.50	9,389.05	40,023.45
841	SUPPLIES-TECHNOLOGY**					0.00	0.00	0.00	0.00
842	TOTAL					120,000.00	20,310.94	19,889.05	79,800.01

	A	B	C	D	E	F	G	H	I
843									
844	TRAVEL-MAIT					0.00	0.00	0.00	0.00
845	PROPERTY INSUR					57,828.00	58,557.00	0.00	(729.00)
846	FEES-MAINT DEPT					500.00	0.00	0.00	500.00
847	TOTAL					58,328.00	58,557.00	0.00	(229.00)
848									
849	CAPITAL OUTLAY					6,650.00	449.99	0.00	6,200.01
850									
851	TOTAL PLANT MAINTENANCE					1,343,714.00	287,107.44	32,719.05	1,023,887.51

52-SECURITY & MONITORING SERVICES

852									
853									
854									
855	CONT SERV-SECURITY-HS					3,000.00	1,920.00	0.00	1,080.00
856	CONT SERV-SECURITY-MS					500.00	0.00	0.00	500.00
857	CONT SERV-HS					675.00	11.25	75.00	588.75
858	CONT SERV-MS					675.00	11.25	75.00	588.75
859	CONT SERV-PS					675.00	11.25	75.00	588.75
860	CONT SERV-ES					675.00	11.25	75.00	588.75
861	TOTAL					6,200.00	1,965.00	300.00	3,935.00
862									
863	SUPPLIES-HS					1,000.00	0.00	106.25	893.75
864	SUPPLIES-MS					1,000.00	0.00	106.25	893.75
865	SUPPLIES-PS					1,000.00	0.00	106.25	893.75
866	SUPPLIES-ES					1,000.00	0.00	106.25	893.75
867	TOTAL					4,000.00	0.00	425.00	3,575.00
868									
869	EQUIP-HS					3,750.00	0.00	0.00	3,750.00
870	EQUIP-MS					3,750.00	0.00	0.00	3,750.00
871	EQUIP-PS					3,750.00	0.00	0.00	3,750.00
872	EQUIP-ES					3,750.00	0.00	0.00	3,750.00
873	TOTAL					15,000.00	0.00	0.00	15,000.00
874									
875	TOTAL SECURITY & MONITORING					25,200.00	1,965.00	725.00	22,510.00

53-DATA PROCESSING

876									
877									
878									
879	SALARY/STIPEND					0.00	0.00	0.00	0.00
880	FIMM					0.00	0.00	0.00	0.00
881	HEALTH INSURANCE					0.00	0.00	0.00	0.00
882	WORKER'S COMPENSATION					0.00	0.00	0.00	0.00
883	TRS ON-BEHALF					0.00	0.00	0.00	0.00
884	UNEMPLOYMENT					0.00	0.00	0.00	0.00
885	TEACHER RETIREMENT/TRS CARE					0.00	0.00	0.00	0.00
886	PERSONAL DAYS					0.00	0.00	0.00	0.00
887	TOTAL					0.00	0.00	0.00	0.00
888									
889	CONTRACTED SERVICES-DISTRICT					20,000.00	0.00	0.00	20,000.00
890	CONT SERVICE-FINGERPRINTING					0.00	0.00	0.00	0.00
891	HARDWARE & SOFTWARE MAINT-HS					7,250.00	5,638.29	0.00	1,611.71

	A	B	C	D	E	F	G	H	I
892	HARDWARE & SOFTWARE MAINT-MS					7,250.00	5,638.29	0.00	1,611.71
893	HARDWARE & SOFTWARE MAINT-PS					7,250.00	5,638.29	0.00	1,611.71
894	HARDWARE & SOFTWARE MAINT-ES					7,250.00	5,638.27	0.00	1,611.73
895	HARDWARE & SODTWARE MAINT-TAX					6,000.00	0.00	0.00	6,000.00
896	HARDWARE & SOFTWARE MAINT-ADM					14,000.00	13,279.00	0.00	721.00
897	MISC CONT SERVICES-HS					18,400.00	11,009.28	511.86	6,878.86
898	MISC CONT SERVICES-MS					18,400.00	11,009.28	0.00	7,390.72
899	MISC CONT SERVICES-PS					18,400.00	11,009.28	0.00	7,390.72
900	MISC CONT SERVICES-ES					18,400.00	11,009.27	0.00	7,390.73
901	TOTAL					142,600.00	79,869.25	511.86	62,218.89
902									
903	COMPUTER SUPPLIES-HS					500.00	0.00	0.00	500.00
904	COMPUTER SUPPLIES-MS					500.00	0.00	0.00	500.00
905	COMPUTER SUPPLIES-PS					500.00	0.00	0.00	500.00
906	COMPUTER SUPPLIES-ES					500.00	0.00	0.00	500.00
907	COMPUTER SUPPLIES-ADM					500.00	0.00	0.00	500.00
908	TOTAL					2,500.00	0.00	0.00	2,500.00
909									
910	TRAVEL					1,000.00	0.00	0.00	1,000.00
911	FEES/DUES					0.00	0.00	0.00	0.00
912	TOTAL					1,000.00	0.00	0.00	1,000.00
913									
914	COMPUTERS-HS					2,500.00	0.00	925.61	1,574.39
915	COMPUTERS-MS					2,500.00	0.00	0.00	2,500.00
916	COMPUTERS-PS					2,500.00	0.00	0.00	2,500.00
917	COMPUTERS-ES					2,500.00	0.00	0.00	2,500.00
918	COMPUTERS-ADM					0.00	0.00	0.00	0.00
919	TOTAL					10,000.00	0.00	925.61	9,074.39
920									
921	<u>TOTAL DATA PROCESSING</u>					156,100.00	79,869.25	1,437.47	74,793.28
922									
923									
924									
925	CONTRACTED SERVICE-HS					2,482.00	0.00	0.00	2,482.00
926	CONTRACTED SERVICE-MS					2,482.00	0.00	0.00	2,482.00
927	CONTRACTED SERVICE-PS					2,482.00	0.00	0.00	2,482.00
928	CONTRACTED SERVICE-ES					2,482.00	0.00	0.00	2,482.00
929	TOTAL					9,928.00	0.00	0.00	9,928.00
930									
931	<u>TOTAL COMMUNITY SERVICE</u>					9,928.00	0.00	0.00	9,928.00
932									
933									
934									
935	FITNESS EQUIP-PRINCIPAL					0.00	0.00	0.00	0.00
936	FITNESS EQUIP-INTEREST					0.00	0.00	0.00	0.00
937	TOTAL					0.00	0.00	0.00	0.00
938									
939	<u>TOTAL DEBT SERVICE</u>					0.00	0.00	0.00	0.00
940									

61-COMMUNITY SERVICE

71-DEBT SERVICE

	A	B	C	D	E	F	G	H	I
941	<i>81-FACILITIES ACQUISITION & CONSTRUCTION</i>								
942									
943	FACILITY PLANNING					0.00	0.00	0.00	0.00
944	CONT SERVICES-TECHNOLOGY-MS**					0.00	0.00	0.00	0.00
945	CONT SERVICES-TECHNOLOGY-PS**					0.00	0.00	0.00	0.00
946	CONT SERVICES-TECHNOLOGY-ES**					0.00	0.00	0.00	0.00
947	CONT SERVICES-TECHNOLOGY-ADM**					0.00	0.00	0.00	0.00
948	CONT SERVICES-STADIUM					0.00	0.00	0.00	0.00
949	TOTAL					0.00	0.00	0.00	0.00
950									
951	SUPPLIES-STADIUM/TRACK					0.00	0.00	0.00	0.00
952	TOTAL					0.00	0.00	0.00	0.00
953									
954	LAND PURCHASE					0.00	0.00	0.00	0.00
955	FEES-LAND PURCHASE					0.00	0.00	0.00	0.00
956	BUILDING CONSTRUCTION-MS/PS ROOF					0.00	0.00	0.00	0.00
957	BUILDING CONSTRUCTION-HS/ES RENNOV					0.00	0.00	0.00	0.00
958	PARKING/ROADS-ALL SCHOOLS					110,000.00	32,161.89	71,604.00	6,234.11
959	SECURITY RENNOVATIONS-ALL SCHOOLS					0.00	0.00	0.00	0.00
960	BUILDING CONSTRUCTION-STADIUM TRACK					0.00	0.00	0.00	0.00
961	BUILDING CONSTRUCTION-FIELDHOUSE					0.00	0.00	0.00	0.00
962	FURN/EQUIP-TECHNOLOGY-DST**					0.00	0.00	0.00	0.00
963	TOTAL					110,000.00	32,161.89	71,604.00	6,234.11
964									
965	<u>TOTAL FACILITIES & CONSTRUCTION</u>					110,000.00	32,161.89	71,604.00	6,234.11
966									
967	<i>93-PAYMENTS TO MEMBER DISTRICTS/FISCAL AGENTS</i>								
968									
969	SSA-SUPERNET II					9,471.00	0.00	0.00	9,471.00
970	SSA-SPECIAL EDUCATION					359,979.00	79,995.34	0.00	279,983.66
971	SSA-RUS-DLT GRANT					0.00	0.00	0.00	0.00
972									
973	<u>TOTAL PAYMENTS TO MEMBER DISTRICTS</u>					369,450.00	79,995.34	0.00	289,454.66
974									
975	<i>99-OTHER INTERGOVERNMENTAL CHARGES</i>								
976									
977	<u>APPRAISAL DISTRICT</u>					118,688.00	0.00	0.00	118,688.00
978									
979	<u>TOTAL OTHER INTERGOVERNMENTAL</u>					118,688.00	0.00	0.00	118,688.00
980									
981									
982	TOTAL OPERATING BUDGET					13,040,812.00	1,652,075.15	978,978.93	10,409,757.92
983									
984									
985	DEBT SERVICE FUND								
986	599								
987									
988	BONDS					0.00	0.00	0.00	0.00
989	INTEREST					0.00	0.00	0.00	0.00

	A	B	C	D	E	F	G	H	I
990	FEES					0.00	0.00	0.00	0.00
991						0.00	0.00	0.00	0.00
992	TOTAL								
993	TOTAL DEBT SERVICE					0.00	0.00	0.00	0.00
994									
995									
996	TOTAL OPERATING FUND								
997	AND DEBT SERVICE					13,040,812.00	1,652,075.15	978,978.93	10,409,757.92
998									
999									
1000	***TECHNOLOGY EXPENSES TO BE								
1001	FUNDED					92,500.00	10,289.31	5,451.56	76,759.13
1002									
1003									
1004	REFERENCE GUIDE								
1005									
1006	HS				ST COMP	STATE COMPENSATORY			
1007	MS	HIGH SCHOOL			ESL	ENGLISH/SPANISH LANGUAGE			
1008	PS	MIDDLE SCHOOL			VOC	VOCATIONAL EDUCATION			
1009	ES	PRIMARY SCHOOL			G/T	GIFTED/TALENTED EDUCATION			
1010	ADM	ELEMENTARY SCHOOL			SP ED	SPECIAL EDUCATION			
1011		ADMINISTRATION							
1012									
1013	MINEOLA INDEPENDENT SCHOOL DISTRICT								
1014									
1015	2013-2014 REVENUE								
1016	199-GENERAL FUND								
1017						BUDGETED	RECEIVED		BALANCE
1018	TAXES-CURRENT YEAR					6,209,681.00	297,897.88		5,911,783.12
1019	TAXES-PRIOR YEAR					111,500.00	37,244.13		74,255.87
1020	TAXES-PENALTIES					100,000.00	11,260.30		88,739.70
1021	TAXES-INTEREST					0.00	0.00		0.00
1022	DRIVER EDUCATION TUITION					0.00	0.00		0.00
1023	TUITION-SUMMER SCHOOL					0.00	0.00		0.00
1024	EARNING FROM PERMANENT INVESTMENTS					3,200.00	0.00		3,200.00
1025	EARNING FROM TEMPORARY INVESTMENTS					30,250.00	5,744.17		24,505.83
1026	RENTAL OF FACILITIES					3,250.00	150.00		3,100.00
1027	GIFTS/BEQUESTS-MEREDITH-					0.00	0.00		0.00
1028	GIFTS/BEQUESTS-MEREDITH-HS BAND					0.00	0.00		0.00
1029	GIFTS/BEQUESTS-HS WEIGHT ROOM					0.00	0.00		0.00
1030	GIFTS/BEQUESTS-MEREDITH-ES PLAYG					0.00	0.00		0.00
1031	GIFTS/BEQUESTS					0.00	0.00		0.00
1032	INSURANCE RECOVERY					0.00	0.00		0.00
1033	ATHLETIC ACTIVITY					65,500.00	30,681.25		34,818.75
1034	MISC REVENUE-FISCAL AGENT FEE					52,000.00	0.00		52,000.00
1035	TAXES-CED					0.00	0.00		0.00
1036	MISC REVENUE-LOCAL SOURCES					25,000.00	20,748.27		4,251.73
1037	CITY OF MINEOLA					6,500.00	0.00		6,500.00
1038	HEAD START REIMBURSEMENT					100,000.00	20,048.92		79,951.08

	A	B	C	D	E	F	G	H	I
1039						6,706,881.00	423,774.92		6,283,106.08
1040	TOTAL								
1041	PER CAPITA					417,352.00	0.00		417,352.00
1042	STATE FOUNDATION					5,266,000.00	2,184,857.00		3,081,143.00
1043	SAFE SCHOOL-RIDER 59					0.00	4,655.96		-4,655.96
1044	TRS ON BEHALF					579,675.00	0.00		579,675.00
1045						6,263,027.00	2,189,512.96		4,073,514.04
1046	TOTAL								
1047	TRANSFER IN					0.00	0.00		0.00
1048									
1049	SALE OF PROPERTY					0.00	0.00		0.00
1050									
1051	TOTAL OPERATING REVENUE					12,969,908.00	2,613,287.88		10,356,620.12
1052									
1053	599-DEBT SERVICE								
1054									
1055	TAXES-CURRENT					0.00	0.00		0.00
1056	TAXES-PRIOR YEARS					0.00	0.00		0.00
1057	TAXES-PENALTIES					0.00	0.00		0.00
1058	TAXES-INTEREST					0.00	0.00		0.00
1059	EARNINGS FROM TEMPORARY INVESTMENTS					0.00	0.00		0.00
1060						0.00	0.00		0.00
1061	TOTAL								
1062	STATE REVENUE-TEA					0.00	0.00		0.00
1063									
1064	TOTAL DEBT SERVICE REVENUE					0.00	0.00		0.00
1065									
1066	TOTAL OPERATING AND DEBT								
1067	SERVICE REVENUE					12,969,908.00	2,613,287.88	0.00	10,356,620.12
1068									

MISD District Improvement Fund	82,960.20	
Head Start	444.50	
District Lost Book Account	18,834.53	
TOTAL		102,239.23
Mineola Primary School		
Advisory Council	8,808.05	
Yearbooks	3,278.36	
Box Tops	6,516.06	
Flower Fund	667.02	
Library Fund	2,443.79	
T-Shirts	2,780.57	
Teacher Gifts	13,651.76	
Title I Book Acct	345.00	
School Vending	2,353.22	
Benevolent Fund	12,189.91	
Lounge Vending	419.40	
TOTAL		53,453.14
Mineola Elementary School		
Teacher Gifts	3,187.24	
School Annual	1,678.06	
Benevolent Fund	1,638.86	
Advisory Council	4,944.80	
Flower Fund	323.39	
Library Fund	5,872.10	
Lounge Vending	479.71	
Jump Rope	1,522.24	
School Vending	13,901.96	
P. E./Summer Fun Camp	0.00	
Kiwanis Kids	761.69	
TOTAL		34,310.05
Mineola Middle School		
AVID	519.40	
Band Fund	0.00	
PE-MS	615.01	
Volleyball	287.00	
Flower Fund	173.83	
Jacket Jazz	176.67	
Advisory Council	1,523.17	
Choir	151.44	
MS Cheerleaders	3,550.74	
MS Yearbook	2,319.07	
Crime Stoppers	485.00	
Junior Honor Society	368.49	
Communities in Schools	775.98	
Athletic Boosters	614.90	
Library Fund	949.44	
Lounge Vending	433.88	
FCA-MS	4,190.64	
Builder's Club	2,942.25	
School Vending	4,307.27	
Benevolent Fund	8,176.46	
Science Club	1,456.80	
Student Council	385.10	
TOTAL		34,402.54

Mineola High School

Art	1,234.03	
Auto Mechanics	1,569.35	
Anchor Club	605.14	
Crime Stoppers	224.62	
Annual Staff	1,815.37	
Athletic Vending	9,593.45	
Athletic Equipment Donations	1,357.28	
Band Fund	16,754.23	
Business Club	389.82	
Band Trip Fund	2,860.51	
D. E. C. A.	637.00	
Fellowship of Christian Athletes	2,326.14	
Future Farmers of America	11,171.71	
Future Homemakers of America	254.39	
Class of 2016	1,447.00	
Benevolent Fund	2,716.89	
Testing/Tuition	1,240.45	
Lounge Vending	1,224.95	
Student Technoloty Assoc	361.57	
I-Pad fees	13,032.09	
Choir	26.00	
Class of 2014	11,230.86	
Key Club	384.43	
Library Fund	808.02	
CIS-Go Center	499.57	
Junior Historians	996.71	
National Honor Society	280.13	
Nature Trail	1,047.10	
PAL'S	159.43	
Project Graduation	2,495.06	
H. S. Players/Drama	1,003.74	
Flower Fund	1,267.05	
Student Council	371.99	
Scholarship Fund	14,713.00	
Class of 2015	2,923.43	
Spanish Club	252.58	
Class of 2013	0.00	
Slot Car Racing	1,337.16	
Girl's Athletic Scholarship	71.04	
Varsity Cheerleaders	1,956.52	
AVID	217.17	
School Vending	7,124.41	
TOTAL		119,981.39

WOOD COUNTY SPECIAL EDUCATION SSA


Activity Fund	719.12	
TOTAL		719.12

**TEXPOOL
PORTFOLIO SUMMARY
ACTIVITY FOR MONTH ENDING
October 31, 2013**

LOCAL MAINTENANCE

<i>Investments</i>	<i>Cost</i>	<i>Market</i>	<i>Ratio</i>	<i>Interest Rate</i>
Beginning of period	27,225.91	27,225.91	100.00%	0.05%
Deposits	0.00			0
Withdrawals	0.00			
Interest accrued	1.18			
End of Period	27,227.09	27,227.09	100.00%	0.05%

This report is in compliance with the investment strategies as approved by the Public Funds Investment Act



Investment Officer

**TEXPOOL
PORTFOLIO SUMMARY
ACTIVITY FOR MONTH ENDING
October 31, 2013**

FOOD SERVICE

<i>Investments</i>	<i>Cost</i>	<i>Market</i>	<i>Ratio</i>	<i>Interest Rate</i>
Beginning of period	23,546.15	23,546.15	100.00%	0.05%
Deposits	0.00			
Withdrawals	0.00			
Interest accrued	0.96			
End of Period	23,547.11	23,547.11	100.00%	0.05%

This report is in compliance with the investment strategies as approved by the Public Funds Investment Act

Investment Officer




**TEXPOOL
PORTFOLIO SUMMARY
ACTIVITY FOR MONTH ENDING
October 31, 2013**

INTEREST & SINKING

<i>Investments</i>	<i>Cost</i>	<i>Market</i>	<i>Ratio</i>	<i>Interest Rate</i>
Beginning of period	107,102.62	107,102.62	100.00%	0.05%
Deposits	0.00			
Withdrawals	0.00			
Interest accrued	4.50			
End of Period	107,107.12	107,107.12	100.00%	0.05%

This report is in compliance with the investment strategies as approved by the Public Funds Investment Act



Investment Officer


**TEXPOOL
PORTFOLIO SUMMARY
ACTIVITY FOR MONTH ENDING
October 31, 2013**

WORKERS COMPENSATION

<i>Investments</i>	<i>Cost</i>	<i>Market</i>	<i>Ratio</i>	<i>Interest Rate</i>
Beginning of period	475,542.52	475,542.52	100.00%	0.05%
Deposits	0.00			
Withdrawals	2,204.27			
Interest accrued	20.08			
End of Period	473,358.33	473,358.33	100.00%	0.05%

This report is in compliance with the investment strategies as approved by the Public Funds Investment Act

Investment Officer

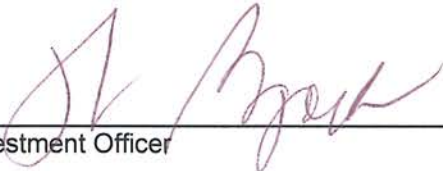


**TEXPOOL
PORTFOLIO SUMMARY
ACTIVITY FOR MONTH ENDING
October 31, 2013**

DAN PEACOCK TRUST

<i>Investments</i>	<i>Cost</i>	<i>Market</i>	<i>Ratio</i>	<i>Interest Rate</i>
Beginning of period	16,090.80	16,090.80	100.00%	0.05%
Deposits	0.00			
Withdrawals	0.00			
Interest accrued	0.68			
End of Period	16,091.48	16,091.48	100.00%	0.05%

This report is in compliance with the investment strategies as approved by the Public Funds Investment Act



Investment Officer

**TEXPOOL
PORTFOLIO SUMMARY
ACTIVITY FOR MONTH ENDING
October 31, 2013**

G. W. ENGLISH TRUST

<i>Investments</i>	<i>Cost</i>	<i>Market</i>	<i>Ratio</i>	<i>Interest Rate</i>
Beginning of period	235,655.78	235,655.78	100.00%	0.05%
Deposits	0.00			
Withdrawals	0.00			
Interest accrued	9.99			
End of Period	235,665.77	235,665.77	100.00%	0.05%

This report is in compliance with the investment strategies as approved by the Public Funds Investment Act

Investment Officer




**MINEOLA COMMUNITY BANK
PORTFOLIO SUMMARY
ACTIVITY FOR MONTH ENDING
October 31, 2013**

JUDGE TRUST

<i>Investments</i>	<i>Cost</i>	<i>Market</i>	<i>Ratio</i>	<i>Interest Rate</i>
Beginning of period				
CD	18,000.00	18,000.00	100.00%	0.60%
CD	24,329.52	24,329.52	100.00%	0.60%
CD	26,814.59	26,814.59	100.00%	0.60%
SAVINGS ACCT	2,614.52	2,614.52	100.00%	0.25%
Deposits	75.33			
Withdrawals	0.00			
Quarterly Interest	0.00			
End of Period				
CD	18,000.00	18,000.00	100.00%	0.60%
CD	24,329.52	24,329.52	100.00%	0.60%
CD	26,814.59	26,814.59	100.00%	0.60%
SAVINGS ACCT	2,689.85	2,689.85	100.00%	0.25%

This report is in compliance with the investment strategies as approved by the Public Funds Investment Act




 Investment Officer

PORTFOLIO SUMMARY
ACTIVITY FOR MONTH ENDING
October 31, 2013

CERTIFICATE OF DEPOSIT/SAVINGS

<i>Investments</i>	<i>Cost</i>	<i>Market</i>	<i>Ratio</i>	<i>Interest Rate</i>
Beginning of period	7,402,411.59	7,402,411.59	100.00%	
Deposits	402,202.41			
Withdrawals	0.00			
End of period	7,804,614.00	7,804,614.00		
Interest Accrued	6,621.11			
End of Period				
Bank Texas				
CD # 8025567	262,287.79	262,287.79	100.00%	0.60%
Bank Texas				
CD # 8025872	1,047,579.41	1,047,579.41	100.00%	0.60%
First National Bank-Gilmer in Mineola				
CD # 1005229	239,247.30	239,247.30	100.00%	0.60%
Mineola Community				
CD # 01-00542339-9	159,222.59	159,222.59	100.00%	0.60%
Capital One				
Savings #3830656862	5,893,862.91	5,893,862.91	100.00%	0.40%
City National Bank				
CD #10305497	202,414.00	202,414.00	100.00%	0.60%

This report is in compliance with the investment strategies as approved by the Public Funds Investment Act



 Investment Officer

WOOD COUNTY SPECIAL EDUCATION SSA

Executive Financial Summary

October 31, 2013

General Bank Accounts

Wood County Special Education SSA

Fund 313-IDEA Part B	(103,968.96)	
Fund 314-IDEA Part B-Preschool	(2,945.82)	
Fund 315-IDEA PArt B Discretionary	0.00	
Fund 364-IDEA Part B-ARRA	0.00	
Fund 365-IDEA Part B-Preschool-ARRA	0.00	
Fund 434-State Supplemental Visually Impaired	(847.50)	
Fund 437-Shared Services Arrangements-SE	138,657.80	
Texpool	15,389.49	
Money Market	601,340.29	
TOTAL		647,625.30

\$

ACTIVITY FUND MANAGEMENT


Wood County Special Education SSA		
WC Activity Account	556.62	
TOTAL		556.62

**CAPITAL ONE BANK
PORTFOLIO SUMMARY
ACTIVITY FOR MONTH ENDING
October 31, 2013**

WOOD COUNTY SPECIAL EDUCATION SHARED SERVICES ARRANGEMENT

<i>Investments</i>	<i>Cost</i>	<i>Market</i>	<i>Ratio</i>	<i>Interest Rate</i>
Beginning of period	601,187.09	601,187.09	100.00%	0.30%
Deposits	0.00			
Withdrawals	0.00			
Interest accrued	153.20			
End of Period	601,340.29	601,340.29	100.00%	0.30%

This report is in compliance with the investment strategies as approved by the Public Funds Investment Act



Investment Officer

**TEXPOOL
PORTFOLIO SUMMARY
ACTIVITY FOR MONTH ENDING
October 31, 2013**

WOOD COUNTY SPECIAL EDUCATION SHARED SERVICES ARRANGEMENT

<i>Investments</i>	<i>Cost</i>	<i>Market</i>	<i>Ratio</i>	<i>Interest Rate</i>
Beginning of period	15,388.87	15,388.87	100.00%	0.05%
Deposits	0.00			
Withdrawals	0.00			
Interest accrued	0.62			
End of Period	15,389.49	15,389.49	100.00%	0.05%

This report is in compliance with the investment strategies as approved by the Public Funds Investment Act



Investment Officer

**TEXPOOL
PORTFOLIO SUMMARY
ACTIVITY FOR MONTH ENDING
October 31, 2013**

**WOOD COUNTY SPECIAL EDUCATION SHARED SERVICES ARRANGEMENT
WORKER'S COMPENSATION**

<i>Investments</i>	<i>Cost</i>	<i>Market</i>	<i>Ratio</i>	<i>Interest Rate</i>
Beginning of period	17,342.52	17,342.52	100.00%	0.05%
Deposits	0.00			
Withdrawals	78.00			
Interest accrued	0.72			
End of Period	17,265.24	17,265.24	100.00%	0.05%

This report is in compliance with the investment strategies as approved by the Public Funds Investment Act


Investment Officer

BANK: 01 LOCAL MAINTENANCE

TYPE	CHECK NUMBER	CHECK DATE	CHECK AMOUNT	REMITTED TO
OFFC	61841	10-01-2013	480.00	9674 CHRIS BRANNAN - <i>BAND MEALS</i>
OFFC	61842	10-01-2013	41.63	8425 VERIZON - <i>CELL PHONE</i>
SYST	61843	10-15-2013	528.18	9591 A-1 AUTOMOTIVE EQUIPMENT REPAIR INC - <i>Auto Mechanical</i>
SYST	61844	10-15-2013	278.19	6085 ACE HARDWARE - <i>MAINTENANCE</i>
SYST	61845	10-15-2013	89.83	9681 ADELIA BRAMLITT - <i>GAME WORKER</i>
SYST	61846	10-15-2013	1,429.79	5370 ALLIED WASTE SERVICES - <i>TRASH PICK-UP</i>
SYST	61847	10-15-2013	50.00	5021 ANGELA SAVALLO - <i>GAME WORKER</i>
SYST	61848	10-15-2013	540.00	8224 ARK-LA-TEX SHREDDING COMPANY, INC - <i>10/14 Shredding</i>
SYST	61849	10-15-2013	28.88	6286 ART EDUCATION IDEAS -
SYST	61850	10-15-2013	4.61	3533 AT&T LONG DISTANCE - <i>Long Distance</i>
SYST	61851	10-15-2013	119.99	9394 AUSTIN MAC REPAIR - <i>REPAIR - Ad</i>
SYST	61852	10-15-2013	142.15	6321 BRENDA LINDSEY - <i>GAME OFFICIAL</i>
SYST	61853	10-15-2013	148.29	8388 BURGER KING 9676 - <i>Athletic meals</i>
SYST	61854	10-15-2013	402.77	1033 CADE'S BUILDING MATERIALS, INC. - <i>MAINTENANCE / VO AG</i>
SYST	61855	10-15-2013	488.42	571 CENTERPOINT ENERGY RESOURCES CORP. - <i>GAJ</i>
SYST	61856	10-15-2013	80.00	6193 CHAMAR LONDON - <i>GAME WORKER</i>
SYST	61857	10-15-2013	628.29	8637 CHAMBERS ELECTRICAL - <i>MAINTENANCE</i>
SYST	61858	10-15-2013	120.00	3239 CHARLES BITTNER - <i>GAME SECURITY</i>
SYST	61859	10-15-2013	400.85	546 CHEM-SERV, INC. - <i>CUSTODIAL</i>
SYST	61860	10-15-2013	61.00	3935 CHERYL'S LAKE COUNTRY FLORIST - <i>WINTER</i>
SYST	61861	10-15-2013	114.41	8743 CHRISTINA LEWIS - <i>GAME OFFICIAL</i>
SYST	61862	10-15-2013	176.00	7834 CLAY EWELL EDUCATIONAL SERVICES - <i>VO AG</i>
SYST	61863	10-15-2013	111.86	8380 CLINT ADAMS - <i>GAME OFFICIAL</i>
SYST	61864	10-15-2013	549.21	3341 COBURN SUPPLY COMPANY, INC - <i>MAINTENANCE</i>
SYST	61865	10-15-2013	164.36	9511 CODY SIFFORD - <i>GAME OFFICIAL</i>
SYST	61866	10-15-2013	570.00	9664 COMMERCE HIGH SCHOOL BAND BOOSTERS - <i>BAND MEALS</i>
SYST	61867	10-15-2013	57.50	8060 CONNIE D HAGEN, INC - <i>DRUG TESTING</i>
SYST	61868	10-15-2013	209.66	9682 COOPER CARTER - <i>GAME OFFICIAL</i>
SYST	61869	10-15-2013	305.00	954 DAIRY QUEEN - <i>Athletic meals</i>
SYST	61870	10-15-2013	85.00	1080 DAIRY QUEEN - <i>Athletic meals</i>
SYST	61871	10-15-2013	80.00	7741 DAVID SINCHES - <i>GAME WORKER</i>
SYST	61872	10-15-2013	320.00	3520 DECA IMAGES - <i>DECA</i>
SYST	61873	10-15-2013	165.59	9685 DONNY WEBSTER - <i>GAME OFFICIAL</i>
SYST	61874	10-15-2013	159.83	6914 DRAMATIC PUBLISHING CO - <i>DRAMA</i>
SYST	61875	10-15-2013	7,134.56	8444 DUKO OIL CO, INC - <i>TRANSPORTATION</i>
SYST	61876	10-15-2013	140.00	7468 DUSTY W COOK - <i>GAME SECURITY</i>
SYST	61877	10-15-2013	84.00	563 EAST TEXAS ALARM, INC. - <i>MAINTENANCE</i>
SYST	61878	10-15-2013	394.70	908 EAST TEXAS SPORTS CENTER - <i>CROSS COUNTRY</i>
SYST	61879	10-15-2013	120.00	9684 ED CHADBOLT - <i>GAME SECURITY</i>
SYST	61880	10-15-2013	4,093.00	9590 ELITE REFINISHERS - <i>SCREEN / RECOAT Ad, Ad GYM, Ad Stage</i>
SYST	61881	10-15-2013	1,829.45	7875 FOLLETT SOFTWARE COMPANY - <i>BAR CODE READER - ALL 4 LIBRARIES</i>
SYST	61882	10-15-2013	354.34	7703 G&K SERVICES - <i>MAINTENANCE, TRANSPORTATION, CUSTODIAL</i>
SYST	61883	10-15-2013	85.00	9071 GERALD BOLTON - <i>GAME OFFICIAL</i>
SYST	61884	10-15-2013	667.50	581 GOGGANS TIRE SERVICE - <i>TRANSPORTATION</i>
SYST	61885	10-15-2013	576.60	883 GOPHER SPORT - <i>Ed PE</i>
SYST	61886	10-15-2013	323.75	4548 GRAINGER - <i>MAINTENANCE</i>
SYST	61887	10-15-2013	200.00	9610 GULF COAST DRILL DESIGN - <i>Ad BAND</i>
SYST	61888	10-15-2013	80.00	7706 HEATHER MASSIE - <i>GAME OFFICIAL</i>

BANK: 01 LOCAL MAINTENANCE

CHECK TYPE	CHECK NUMBER	CHECK DATE	CHECK AMOUNT	REMITTED TO
SYST	61889	10-15-2013	1,323.75	9636 HEATHER PARKS - <i>NO/MS BAND (CONTRACTED)</i>
SYST	61890	10-15-2013	125.00	6327 HERRINGTON HEAT & AC - <i>REPAIR</i>
SYST	61891	10-15-2013	1,215.00	7670 HIBBS-HALLMARK & COMPANY - <i>B/M upgrade AUTO</i>
SYST	61892	10-15-2013	225.00	9655 INTERQUEST DETECTION CANINES - <i>DRUG DOGS</i>
SYST	61893	10-15-2013	120.00	3509 JACK NEWMAN - <i>GAME SECURITY</i>
SYST	61894	10-15-2013	50.00	9683 JIM FUGLER - <i>GAME OFFICIAL</i>
SYST	61895	10-15-2013	137.92	9389 JOHN DEEL - <i>GAME OFFICIAL</i>
SYST	61896	10-15-2013	124.06	1475 JOHN DEERE FINANCIAL - <i>MAINTENANCE</i>
SYST	61897	10-15-2013	11,640.00	6691 JOHNNY NEIDHOLT - <i>ES BUS ROUTE, NO SIDEWALK, FLAG POLE</i>
SYST	61898	10-15-2013	120.00	9652 JUSTIN MILLS - <i>GAME SECURITY</i>
SYST	61899	10-15-2013	167.80	9324 KAT MAR - <i>ATHLETICS</i>
SYST	61900	10-15-2013	190.40	5606 KELLY MURPHY - <i>GAME OFFICIAL</i>
SYST	61901	10-15-2013	52.00	5790 KENDALL GOULD - <i>REIMBURSE</i>
SYST	61902	10-15-2013	210.00	616 KIRBY RESTAURANT SUPPLY - <i>MAINTENANCE</i>
SYST	61903	10-15-2013	297,328.73	7438 L & L ASPHALT CORP - <i>BUS ROUTE / PARKING / P/M</i>
SYST	61904	10-15-2013	245.00	9679 L ENTERPRISES - <i>BAND</i>
SYST	61905	10-15-2013	443.00	9633 LAKE COUNTRY CLEANERS - <i>BAND</i>
SYST	61906	10-15-2013	85.00	9399 LARRY BALL - <i>GAME OFFICIAL</i>
SYST	61907	10-15-2013	1,399.99	9259 LEGO EDUCATION - <i>MS Robotics</i>
SYST	61908	10-15-2013	176.45	9616 LONE STAR PERCUSSION - <i>BAND</i>
SYST	61909	10-15-2013	875.94	2686 LOWE'S - <i>MAINTENANCE</i>
SYST	61910	10-15-2013	40.00	5086 MACK TUCK - <i>GAME WORKER</i>
SYST	61911	10-15-2013	183.87	631 MARK'S PLUMBING PARTS - <i>MAINTENANCE</i>
SYST	61912	10-15-2013	50.00	5793 MICHELE BRADSHAW - <i>GAME OFFICIAL</i>
SYST	61913	10-15-2013	202.73	1457 MINEOLA AUTO SUPPLY - <i>AUTO MECHANICS</i>
SYST	61914	10-15-2013	1,076.44	8076 MINEOLA ISD TAX COLLECTOR - <i>AUTO TAX PYMT</i>
SYST	61915	10-15-2013	6,753.15	1815 MINEOLA SUPPLY COMPANY, INC. - <i>CUSTODIAL</i>
SYST	61916	10-15-2013	40.00	5622 MITCHELL TUCK - <i>GAME WORKER</i>
SYST	61917	10-15-2013	588.00	9678 MT PLEASANT BAND BOOSTERS - <i>BAND MEALS</i>
SYST	61918	10-15-2013	21.68	8155 MUNICIPAL SERVICES BUREAU - <i>TOLL CHARGES</i>
SYST	61919	10-15-2013	542.35	8110 O'REILLY AUTO PARTS - <i>TRANSPORTATION</i>
SYST	61920	10-15-2013	469.48	683 PENDER'S MUSIC COMPANY - <i>NO/MS BAND</i>
SYST	61921	10-15-2013	2,122.75	5531 PERDUE, BRANDON, FIELDER, COLLINS & - <i>SEPT DEL TAX AMTY</i>
SYST	61922	10-15-2013	1,101.00	7476 PIONEER MANUFACTURING CO - <i>MAINTENANCE</i>
SYST	61923	10-15-2013	313.52	685 PRICE INTERNATIONAL, INC - <i>TRANSPORTATION</i>
SYST	61924	10-15-2013	2,020.00	7119 PRO-TURF - <i>BASEBALL / SOFTBALL</i>
SYST	61925	10-15-2013	132.56	701 QUILL CORPORATION - <i>TONER - ALL</i>
VOID	61926	10-15-2013	171.00	1365 REGION VII EDUCATION SERVICE CENTER
SYST	61927	10-15-2013	3,147.74	7334 RUDD CONTRACTING CO, INC - <i>WATER LEAK</i>
SYST	61928	10-15-2013	663.01	8442 RUSH BUS CENTERS - <i>TRANSPORTATION</i>
SYST	61929	10-15-2013	104.85	3785 SAFETY-KLEEN SYSTEMS, INC - <i>TRANSPORTATION</i>
SYST	61930	10-15-2013	105.10	5356 SAM'S CLUB DIRECT - <i>ADMIN</i>
SYST	61931	10-15-2013	595.01	724 SCHOOL SPECIALTY, INC. - <i>PS OFFICE</i>
SYST	61932	10-15-2013	80.51	9668 SHELBY ONEILL - <i>GAME OFFICIAL</i>
SYST	61933	10-15-2013	4,013.28	7397 SHIFFLER EQUIPMENT SALES, INC - <i>NO CAFETERIA</i>
SYST	61934	10-15-2013	1,900.00	4835 SIGN MART - <i>TRANSPORTATION</i>
SYST	61935	10-15-2013	50.00	8486 STEPHANIE GRIFFIN - <i>REIMBURSE</i>
SYST	61936	10-15-2013	1,179.14	2013 STORY-WRIGHT INC. - <i>ADM, TAX OFFICE, PS OFFICE, MS OFFICE, NO COUNCIL</i>

BANK: 01 LOCAL MAINTENANCE

CHECK TYPE	CHECK NUMBER	CHECK DATE	CHECK AMOUNT	REMITTED TO
SYST	61937	10-15-2013	544.00	6883 SUBWAY - <i>Athletic meals</i>
SYST	61938	10-15-2013	1,876.81	7168 SUDDENLINK COMMUNICATIONS - <i>INTERNET, PHONE LINE</i>
SYST	61939	10-15-2013	130.46	8726 SUPERIOR FLEET SERVICE, INC - <i>TRANSPORTATION</i>
SYST	61940	10-15-2013	1,048.80	5035 TATUM MUSIC CO, INC - <i>BAND</i>
SYST	61941	10-15-2013	116.92	9069 TED GLAZENER - <i>GAME OFFICIAL</i>
SYST	61942	10-15-2013	80.00	1289 TEXAS ASSOC. OF ASSESSING OFFICERS - <i>Culver</i>
SYST	61943	10-15-2013	1,575.00	2473 TEXAS ASSOCIATION OF SCHOOL ADM. - <i>Fuller, Sawyer, Watta, Malley, Lorenson, Allen, Bjork</i>
SYST	61944	10-15-2013	55.00	6951 TEXAS SCHOOL ASSESSORS ASSOCIATION - <i>Culver</i>
SYST	61945	10-15-2013	982.64	9552 THE C T BRANNON CORP - <i>ENGINEER - ASMA PROJECT</i>
SYST	61946	10-15-2013	2,135.00	9211 THE FIRE ANT MAN - <i>MAINTENANCE</i>
SYST	61947	10-15-2013	560.00	5488 THE LAB - <i>Student Drug Testing</i>
SYST	61948	10-15-2013	6,987.00	9643 THE PLAYGROUND, SHADE AND SURFACING - <i>All playgrounds</i>
SYST	61949	10-15-2013	194.92	9335 TINA HILTON - <i>GAME OFFICIAL</i>
SYST	61950	10-15-2013	282.05	3695 TUNE IN - <i>Ed Wil</i>
SYST	61951	10-15-2013	85.00	9070 TYRUS JONES - <i>GAME OFFICIAL</i>
SYST	61952	10-15-2013	3.88	805 US GAMES - <i>Ed PE</i>
SYST	61953	10-15-2013	13.66	5580 VENITA WATTS - <i>REIMBURSE</i>
SYST	61954	10-15-2013	2,091.83	6290 VICTORY SOUND COMMUNICATIONS, INC. - <i>MAINTENANCE</i>
SYST	61955	10-15-2013	491.62	822 WAL-MART STORES TEXAS, LLC - <i>NO SCIENCE, NO SP EL, MAINTENANCE, ATHLETIC</i>
SYST	61956	10-15-2013	18.25	4303 WILLIAM BJORK - <i>REIMBURSE</i>
SYST	61957	10-15-2013	10.00	9673 WINONA ALMUETE - <i>GAME WORKER</i>
SYST	61958	10-15-2013	40,029.73	837 WOOD COUNTY SPECIAL EDUCATION SSA - <i>Monthly Sp Ed Coop, TMAP</i>
SYST	61959	10-15-2013	20,802.50	3402 WOOD COUNTY TREASURER - <i>Ed Bus Road</i>
SYST	61960	10-15-2013	778.50	2019 WOODY'S - <i>CUSTODIAL</i>
SYST	61961	10-15-2013	250.00	6505 WYATT'S TOWING - <i>TRANSPORTATION</i>
OFFC	61962	10-18-2013	109.23	5315 KYLE L GULLY, MD - <i>REIMBURSE</i>
OFFC	61963	10-18-2013	89.00	8710 CARLIST BRINKLEY - <i>REIMBURSE</i>
OFFC	61964	10-23-2013	3,507.10	9519 CAPITAL ONE CORPORATE CARD - <i>TASA/TASB</i>
OFFC	61965	10-23-2013	89.00	6938 REGAN BRANDON - <i>REIMBURSE</i>
SYST	61966	10-31-2013	344.03	6085 ACE HARDWARE - <i>DRAMA</i>
SYST	61967	10-31-2013	20,815.64	745 AEP SOUTHWESTERN ELECTRIC POWER - <i>ELECTRICITY</i>
SYST	61968	10-31-2013	90.75	9109 AMERI-TEX SERVICES - <i>Athletics</i>
SYST	61969	10-31-2013	136.00	3149 BUDGET BUSINESS SYSTEMS - <i>NS OFFICE</i>
SYST	61970	10-31-2013	16.64	1033 CADE'S BUILDING MATERIALS, INC. - <i>5 TAG GIT</i>
SYST	61971	10-31-2013	61.00	1601 CANTON I.S.D. - <i>FB-PRE-SALE</i>
SYST	61972	10-31-2013	80.00	6193 CHAMAR LONDON - <i>GAME WORKER</i>
SYST	61973	10-31-2013	67.83	1329 CHEVRON - <i>VO AG</i>
SYST	61974	10-31-2013	576.00	8226 CICI'S PIZZA #719 - <i>BAND MEALS</i>
SYST	61975	10-31-2013	3,287.30	549 CITY OF MINEOLA - <i>WATER</i>
SYST	61976	10-31-2013	45.00	9511 CODY SIFFORD - <i>GAME OFFICIAL</i>
SYST	61977	10-31-2013	290.00	954 DAIRY QUEEN - <i>Athletic meals</i>
SYST	61978	10-31-2013	110.00	7741 DAVID SINCHES - <i>GAME WORKER</i>
SYST	61979	10-31-2013	80.00	8492 DEE DANIEL - <i>GAME OFFICIAL</i>
SYST	61980	10-31-2013	120.00	7468 DUSTY W COOK - <i>GAME SECURITY</i>
SYST	61981	10-31-2013	190.00	908 EAST TEXAS SPORTS CENTER - <i>NS Athletics</i>
SYST	61982	10-31-2013	1,375.00	6245 EDMENTUM, INC - <i>NS AEP</i>
SYST	61983	10-31-2013	115.00	8905 GOLDEN CHICK - <i>Athletic MEALS</i>
SYST	61984	10-31-2013	609.45	8820 GRAND HYATT SAN ANTONIO CONVENTION - <i>Palmer/Dudley</i>

BANK: 01 LOCAL MAINTENANCE

CHECK TYPE	CHECK NUMBER	CHECK DATE	CHECK AMOUNT	REMITTED TO
SYST	61985	10-31-2013	500.00	9672 HEATHER WELLS - <i>BAND CLINICIAN</i>
SYST	61986	10-31-2013	31,805.00	6327 HERRINGTON HEAT & AC - <i>Multipurpose 7.5 ton, Pd Office-4 ton, Pd #10;</i>
SYST	61987	10-31-2013	470.64	9595 HOLIDAY INN - <i>Kolbye</i>
SYST	61988	10-31-2013	280.00	4267 HOMETOWN TROPHY & AWARD, INC. - <i>Ms - Seaton</i>
SYST	61989	10-31-2013	125.00	9341 IMP/INTERNATIONAL MEETING PLANNERS - <i>Kolbye</i>
SYST	61990	10-31-2013	117.00	9703 JAMES H AND KAREN REHDEES - <i>TAX REFUND</i>
SYST	61991	10-31-2013	120.00	9651 JAMES LEWMAN - <i>GAME SECURITY</i>
SYST	61992	10-31-2013	89.32	9630 JASON BAQUET - <i>GAME OFFICIAL</i>
SYST	61993	10-31-2013	8.95	7650 JOHN TALLEY - <i>REIMBURSE</i>
SYST	61994	10-31-2013	80.00	9355 JOHN ULRICH - <i>GAME OFFICIAL</i>
SYST	61995	10-31-2013	81.77	9695 LA QUINTA INN & SUITES - <i>HAWKIND</i>
SYST	61996	10-31-2013	50.00	8418 LANA RHODES - <i>REIMBURSE</i>
SYST	61997	10-31-2013	213.00	9046 LARRY TENNISON JR - <i>GAME OFFICIAL</i>
SYST	61998	10-31-2013	872.33	9259 LEGO EDUCATION - <i>Ms Robotic</i>
SYST	61999	10-31-2013	120.00	5587 LUCKY E BOLDEN - <i>GAME SECURITY</i>
SYST	62000	10-31-2013	40.00	5086 MACK TUCK - <i>GAME WORKER</i>
SYST	62001	10-31-2013	275.00	9694 MARSHALL HIGH SCHOOL - <i>SOFTBALL</i>
SYST	62002	10-31-2013	93.55	7217 MEGAN FREEMAN - <i>GAME OFFICIAL</i>
SYST	62003	10-31-2013	192.00	8194 MIKE BROWNING - <i>GAME OFFICIAL</i>
SYST	62004	10-31-2013	98.00	9704 MINDY REDDING - <i>REIMBURSE</i>
VOID	62005	10-31-2013	0.00	VOID CHECK FROM SYSTEM
SYST	62006	10-31-2013	3,674.61	8076 MINEOLA ISD TAX COLLECTOR - <i>Auto Tax Payments</i>
SYST	62007	10-31-2013	40.00	5622 MITCHELL TUCK - <i>GAME WORKER</i>
SYST	62008	10-31-2013	4,100.00	8420 MOBILE MINI I, INC - <i>Athletic Storage Unit</i>
SYST	62009	10-31-2013	3,510.00	5583 NOVELL, INC - <i>Novell All Schools</i>
SYST	62010	10-31-2013	182.04	9650 PAIGE SELLERS - <i>GAME OFFICIAL</i>
SYST	62011	10-31-2013	20.00	1714 PATTY HAWKINS - <i>FCCIA MEAL</i>
SYST	62012	10-31-2013	61.04	683 PENDER'S MUSIC COMPANY - <i>Ms BAND</i>
SYST	62013	10-31-2013	831.53	701 QUILL CORPORATION - <i>Ms ALL, TOWER All Schools</i>
SYST	62014	10-31-2013	51.00	6473 REGION IV EDUCATION SERVICE CENTER - <i>Ms MATH</i>
SYST	62015	10-31-2013	28,200.00	1365 REGION VII EDUCATION SERVICE CENTER - <i>10/14 CONTRACTS</i>
SYST	62016	10-31-2013	11,200.63	4003 RENAISSANCE LEARNING, INC - <i>Ps, Ed, Ms Reading, Math</i>
SYST	62017	10-31-2013	164.00	6172 RONNIE MUTINA - <i>GAME OFFICIAL</i>
SYST	62018	10-31-2013	15.00	5356 SAM'S CLUB DIRECT - <i>Ms MEMBER</i>
SYST	62019	10-31-2013	280.19	4443 SCHOLASTIC BOOK FAIRS - <i>Ed LIBRARY</i>
SYST	62020	10-31-2013	53.00	4555 SCHOLASTIC INC - <i>2nd G</i>
SYST	62021	10-31-2013	734.51	724 SCHOOL SPECIALTY, INC. - <i>Ms OFFICEL, Ed ART</i>
SYST	62022	10-31-2013	80.00	9354 SHAWN TAYLOR - <i>GAME OFFICIAL</i>
SYST	62023	10-31-2013	367.29	8583 SHERATON DALLAS - <i>PULLUM</i>
SYST	62024	10-31-2013	467.90	1137 SPECTRUM CORPORATION - <i>SCOREBOARD REPAIR</i>
SYST	62025	10-31-2013	621.19	2013 STORY-WRIGHT INC. - <i>Ms OFFICE, Ps OFFICE, ADMIN</i>
SYST	62026	10-31-2013	858.00	6883 SUBWAY - <i>Athletic MEAL, School Board</i>
SYST	62027	10-31-2013	1,878.94	7168 SUDDENLINK COMMUNICATIONS - <i>INTERNET, PHONE</i>
SYST	62028	10-31-2013	150.00	5751 TASBO - <i>B Fork</i>
SYST	62029	10-31-2013	33.00	774 TEXAS DEPT OF PUBLIC SAFETY - <i>Sept CRIMINAL History</i>
SYST	62030	10-31-2013	120.00	8998 TOMMY CARDEN - <i>GAME SECURITY</i>
SYST	62031	10-31-2013	123.40	3695 TUNE IN - <i>Ms ALL</i>
SYST	62032	10-31-2013	3,364.39	2 TYLER TECHNOLOGIES, INC - <i>NEW STUDENT SOFTWARE TRAINING</i>

BANK: 01 LOCAL MAINTENANCE

CHECK TYPE	CHECK NUMBER	CHECK DATE	CHECK AMOUNT	REMITTED TO
SYST	62033	10-31-2013	41.67	8425 VERIZON - <i>CELL PHONE</i>
SYST	62034	10-31-2013	612.00	807 VISUAL TECHNIQUES, INC. - <i>Lamp All Schools</i>
SYST	62035	10-31-2013	860.53	822 WAL-MART STORES TEXAS, LLC - <i>ADMIN, 5th G, Ed</i>
SYST	62036	10-31-2013	120.32	7968 WILLIE MCKNIGHT - <i>GAME OFFICIAL</i>
SYST	62037	10-31-2013	250.00	7798 WILLS POINT HIGH SCHOOL - <i>VOLLEYBALL</i>
SYST	62038	10-31-2013	10.00	9673 WINONA ALMUETE - <i>GAME WORKER</i>
SYST	62039	10-31-2013	96.35	837 WOOD COUNTY SPECIAL EDUCATION SSA - <i>TAMP</i>

Ed, Athl, Ad Bldg, Ad Tech, Ad Science, Hon. EC.

BANK 01 TOTALS	SYSTEM CHECKS	OFFICE CHECKS	VOID CHECKS	NO CHECKS	CHECK AMOUNTS
				191	576,801.07
				6	4,315.96
				2	171.00
				199	581,288.03