



Wharton County Junior College

# Institutional Effectiveness Newsletter



## IN THIS ISSUE

Giving Thanks

Degrees Awarded – AY 2019

Graduation and Transfer Rates

IR Reports Now Available

Fall Professional Development Series

Strategic Planning Update

## PURPOSE AND MISSION

The Office of Planning and Institutional Effectiveness is devoted to ensuring that the college community has access to the information and resources needed to make data-driven decisions across all levels of the institution. As a step toward the fulfillment of this mission, the Office will release a monthly newsletter with data and findings that will help advance institutional planning and promote a culture of continuous quality improvement.

## CONTACT US

For questions or concerns, please contact:

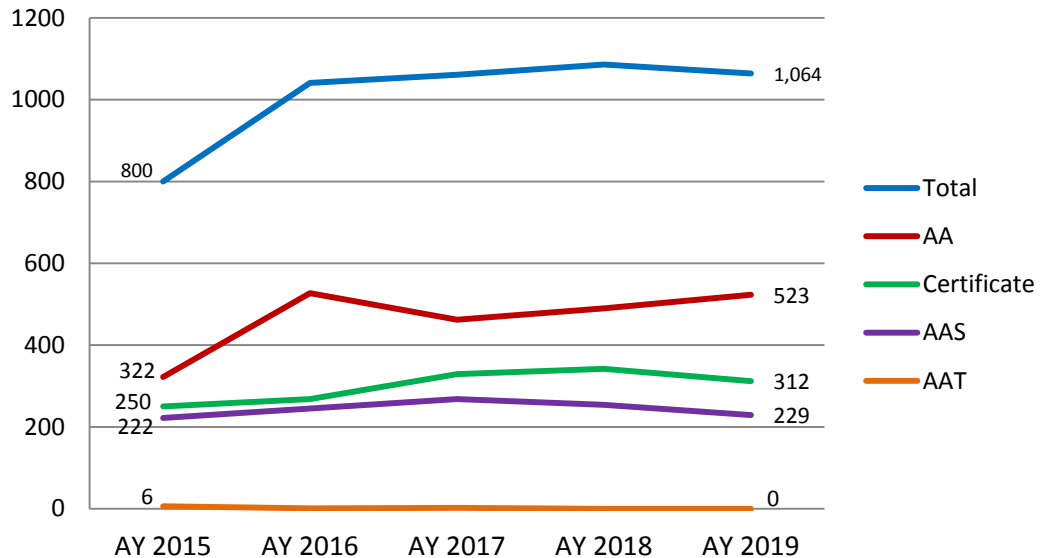
Dr. Amanda Allen  
VP of Planning and IE  
979.532.6468  
[allena@wcjc.edu](mailto:allena@wcjc.edu)

## Giving Thanks

It's that perfect time of year. A time to gather with friends and family, eat a bit more than we should, and reflect on all we're thankful for. As this season of giving thanks gets underway, please know how grateful we are for each of you. The WCJC family is an exceptional one and your dedication to our students is second to none. We are thankful *to* you and *for* you, today and every day.

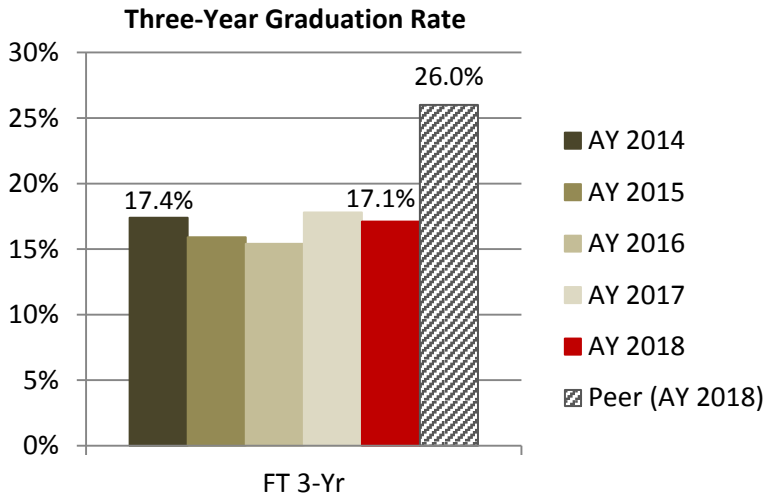
## Degrees Awarded – Academic Year 2019

Official data on the number of degrees awarded in Academic Year (AY) 2019 were submitted to the Texas Higher Education Coordinating Board (THECB) in October. A five-year, longitudinal review of the data shows a 33.0% increase in the total number of degrees awarded from AY2015 to AY2019. The majority of that increase is attributed to a significant rise in Associate of Arts (AA) awards, which are up 62.4% over that same timeframe. A complete five-year history of degrees awarded by major is available on the Intranet under "Administrative Units" > "Institutional Research" > "Graduate Reports" > "[WCJC Graduate History](#)". Go Pioneers!

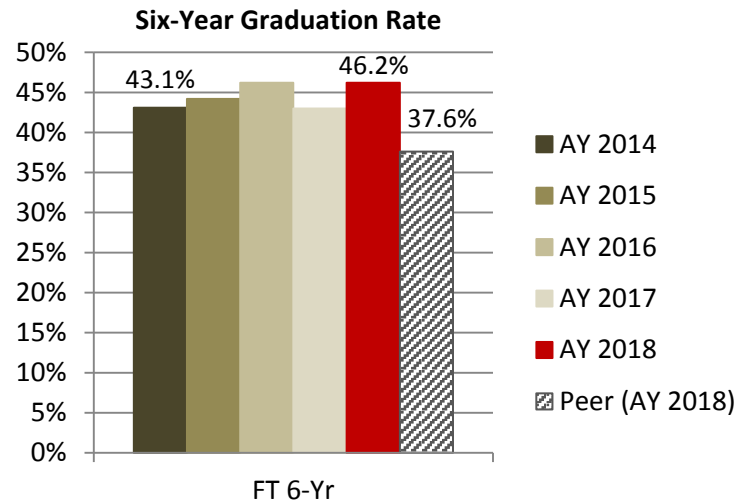


## Graduation and Transfer Rates

Key metrics for evaluating student success are our students' graduation and transfer rates. Graduation and transfer rates indicate the percentage of students within an incoming class that either graduate and/or transfer in a given number of years. These metrics are reported every year as part of the Texas Higher Education Almanac, published by the THECB. Data presented in the Almanac allow colleges the ability to not only track their own progress over time, but to compare themselves to their peers across the state. These graduation and transfer rates are also included as Success Points within the state's funding model for all state community colleges.

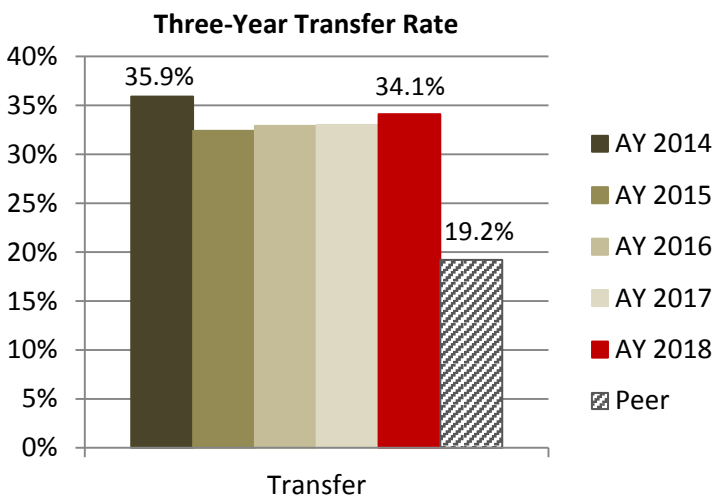


The three-year graduation rate (see left) indicates the percentage of incoming, full-time students who graduated within three years of entering WCJC. The data for the five most recent academic years (AY) shows a relatively consistent rate of graduation, with an outcome of 17.1% in AY 2018. It is also important to gauge our students' performance compared to that of our peer community colleges. In AY 2018, our Medium Community College peers reported a median three-year graduation rate of 26.0%, approximately 9 percentage points higher than WCJC.



The six-year graduation rate (see right) indicates the percentage of incoming, full-time students who graduated from WCJC within six years of entering the college. The data for the five most recent AY shows a slight but steady increase, with a six-year graduation rate of 46.2% in AY 2018. That is approximately 170% increase compared to the three-year rate. Also in AY 2018, our Medium Community College peers reported a median six-year graduation rate of 37.6%.

The three-year transfer rate (see left) indicates the percentage of incoming, full-time students who transferred to a four-year institution within three years of entering WCJC. The data for the five most recent AY indicates a relatively consistent rate of transfer, with a rate of 34.1% in AY 2018. This means that approximately 1 out of every 3 students who enters WCJC transfers to a four-year university within three years. In AY 2018, our Medium Community College peers reported a median three-year transfer rate of 19.2%, translating to approx. 1 in 5 students transferring within three years.



## IR Reports Now Available

Numerous reports generated by the Office of Institutional Research have recently been updated and are now available on the [Institutional Research](#) intranet page. Updated annual reports include:

- [Student Enrollment – Five Year History – Summer II 2019](#)
- [FTIC Enrollment – Five Year History – Summer II 2019](#)
- [Student Demographics – Fall 2019](#)
- [Student Enrollment – Five Year History – Fall 2019](#)
- [FTIC Enrollment – Five Year History – Fall 2019](#)
- [Students’ Majors – Five Year History – Fall 2019](#)
- [FTIC Students’ Majors – Five Year History – Fall 2019](#)
- [Graduate History – AY 2019](#)
- [Equity in Athletics Survey – AY 2019](#)



And much more!! Remember, these reports are continually being refreshed as data is submitted to our various external agencies. It’s important to check back often for the latest info about our students and our school. And, as always, I will continue to link back to the original data source as these reports are referenced in the IE Newsletter.

Many thanks to the fantastic WCJC IR team (Tessa, Susie, and Tammie) for their diligence in reporting and for keeping us all informed!

---

## Fall Professional Development Series

Our final Professional Development session for this fall is just around the corner! Remember that sessions are designed for *all WCJC employees*. This is an opportunity to engage with your fellow faculty and staff while learning from one of WCJC’s finest! Please join us; it promises to be a fantastic time!

### Perception and the Creation of Our Reality

Presenter: *Bill Johnson*

- Wednesday, Nov 6, 2019      2:30-3:30 pm      Wharton Library Symposium
- Thursday, Nov 7, 2019      2:30-3:30 pm      Richmond Room 101
- Wednesday, Nov 13, 2019      2:30-3:30 pm      Brazos Hall (SGL) 161



As a special note, Derek de la Pena and Bill Johnson have been selected to present a session on Hope Theory at this year’s TCCTA Annual Convention! How fortunate we are to have these two fantastic educators represent WCJC and share their expertise with others. We thank them both heartily for their generosity in presenting to the WCJC family this Fall!

*We need volunteers! Lend your expertise to your WCJC community by leading a workshop this Spring! If you are interested in presenting a professional development session (or would like to nominate someone!), please contact Amanda Allen at [allena@wcjc.edu](mailto:allena@wcjc.edu). Please include the topic you would like to address and a preferred set of dates/times.*

---

## Strategic Planning Update

The Strategic Planning Vision, Values, and Goals survey is available through the end of the day TODAY! Please take a few minutes to provide your feedback into the process. Survey results and comments will be reviewed during the next Strategic Planning Task Force meeting in early November and will help establish the framework for the institution’s next five-year Strategic Plan. Thanks!

[Strategic Planning Vision, Values, and Goals Survey](#)

Password: IE2019F