



Index 4

Post-Secondary Readiness

DCIT Sub-Committee

Presentation to the Board of Trustees

January 2016

2015-2016 Board Goals

- AVID participation/performance
- Participation/performance in SAT/ACT
- Participation/performance in IB and AP
- Participation in dual-credit courses
- Number of CTE program participants




AVID = College Readiness



AVID Demonstration School supports ***schoolwide strategies***



College and Career planning



Tutorials provide ***Support for Rigorous*** Classes

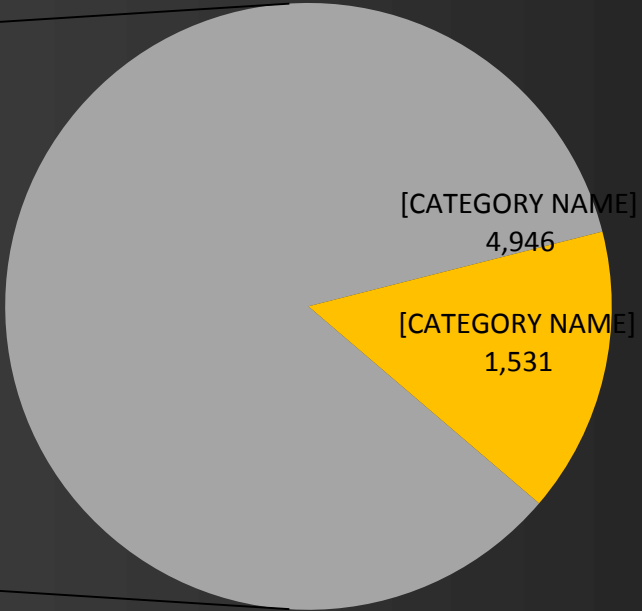
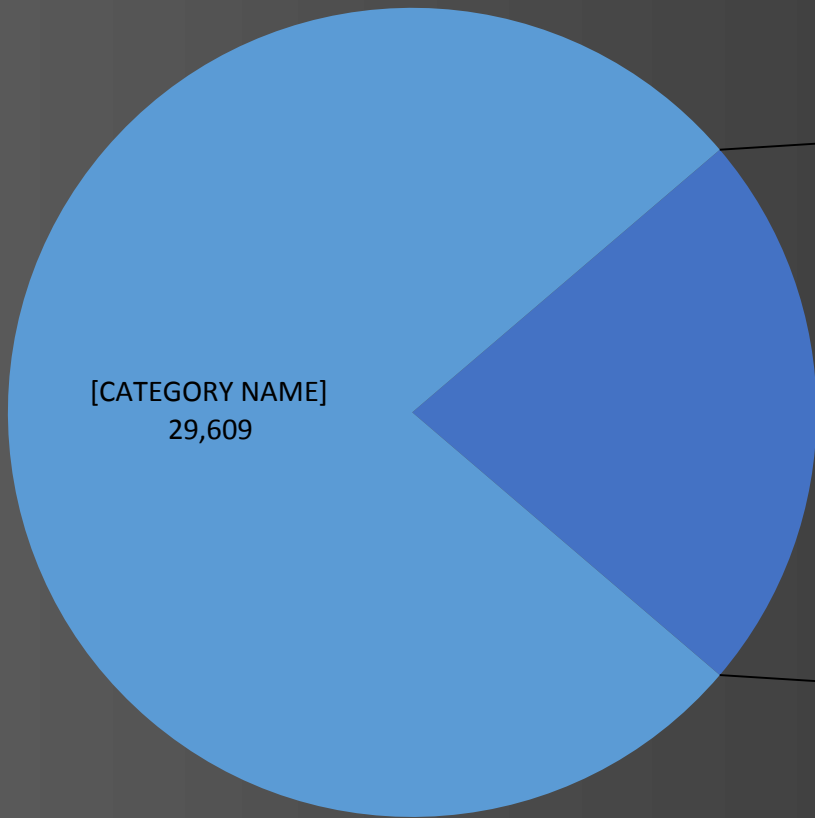


Developing ***Critical Thinking***

AVID Elementary Creating a College-going Culture

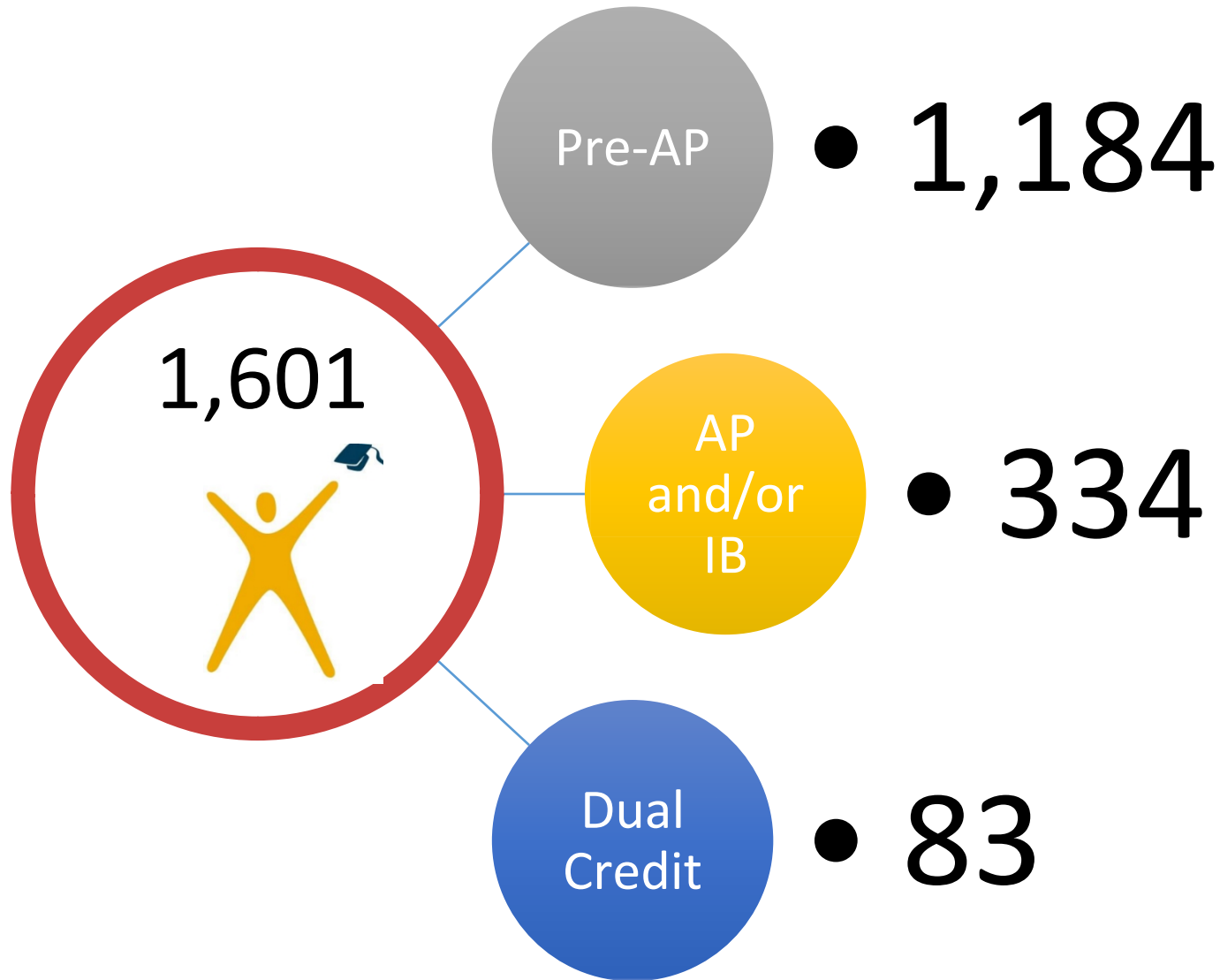


AVID Enrollment 2015-16



AVID Secondary showed an 8.8% increase

Secondary AVID & Rigorous Courses

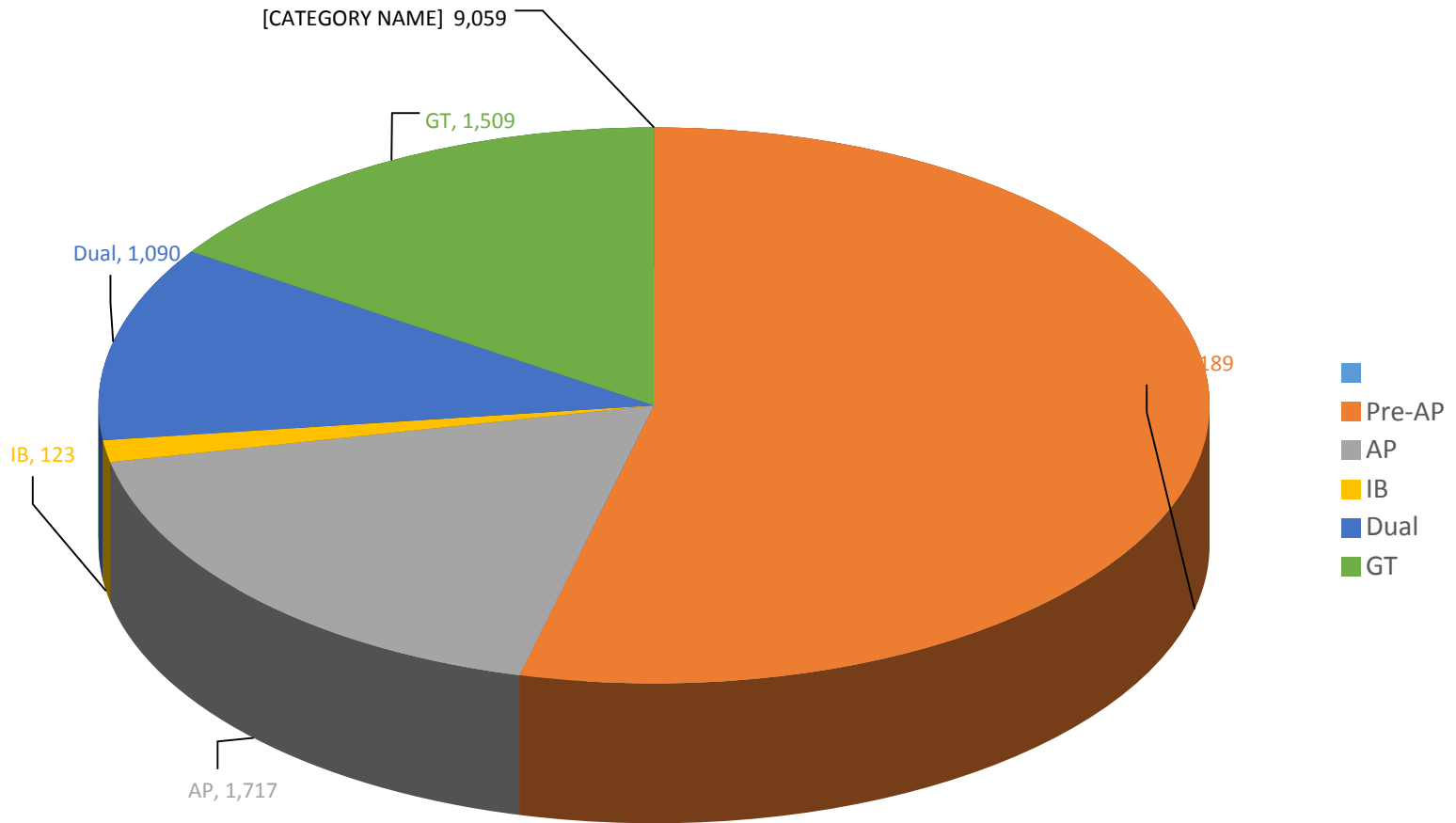


AVID Community Partnerships



SECONDARY ADVANCED ACADEMIC SERVICES PROGRAM STUDENT ENROLLMENT

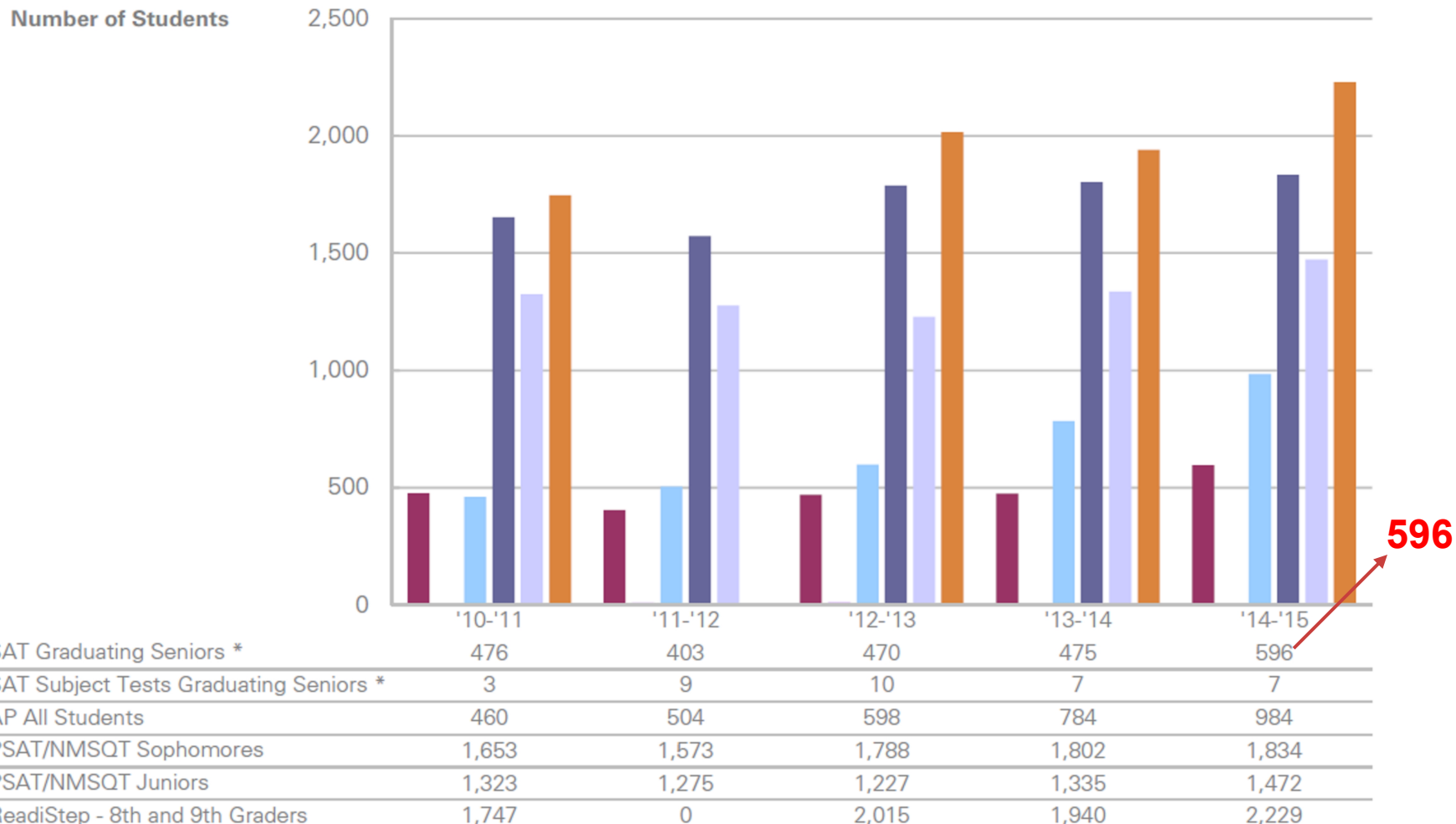
Total: 9,628



Advanced Academic Services

	2011-12	2012-13	2013-14	2014-2015	2015-2016
AP Enrollment	689 (+6%)	784 (+14%)	871 (+11%)	1599	1,717
# AP Test Taken	759 (+8%)	929 (+22%)	1,094 (+17%)	1,511 (+38%)	
# AP Test Passed	285 (+38% passing)	301 (+32% passing)	228 (23% passing)	273 (20% passing)	
IB Enrollment (11th/12th grade)	84 (+2%)	79 (-5%)	80 (+1%)	74 (-7%)	123
# IB Test Taken	47 students/119 tests	45 students/128 tests	51 students/108 tests	72 Students/177 tests	
# IB Test Passed	89%	82%	64%	66%	
IB Diplomas Earned	58% (7 of 12)	69% (9 of 13)	72.7% (8 of 11)	69% (11 of 16)	
Dual Credit Enrollment	603 (+54%)	1018 (+69%)	1051 (+3%)	1294(+23%)	1,090 (-15%)
# Completed Course	xxx	998 (Fall)	1040(Fall) (+4%)	1203(Fall) (+15%)	


OVERVIEW: Number of Students Taking SAT, SAT Subject Tests, AP, PSAT/NMSQT and ReadStep.



* Please see the Data Notes page at the end of this report for a note on interpretation of trends in SAT school participation.

SAT School Day: Feb. 2015

1488 Juniors Tested



PSAT/NMSQT: October 2015
All 10th & 11th graders tested

PSAT 8/9: October 2015
All 8th graders tested



- 13 Career Pathways
- Dual CTE Opportunities
- Adding Occupational Safety & Environmental Technology (OSET) for OHS & PHS students for 2016-17

CTE Overall Enrollment

Year	Enrollment
2011-12	3,565
2012-13	4,283 (+20%)
2013-14	4,617 (+8%)
2014-15	5,155 (+12%)
2015-16	6,369 (+23.5%)

Odessa Career & Technical Education Early College High School—OCTECHS

Energy Technology


Welding

Machining

Occupation Safety & Environmental
Technology (OSET)

Business Leadership

Adding for 2016-17: Culinary Arts & Criminal Justice



- Graduate with **up to 60 college credit hours** toward a Bachelors degree.
- Dual courses through the Early College High School are **free of charge**.
- ECISD Courses are taken at the Founders Building at UTPB and include Pre-AP and AP Courses.
- Upon passing the reading and writing portion of the TSI, students will be able to begin taking advantage of dual courses through UTPB.
- Students who do not pass the reading and writing portion of the TSI will take all courses through ECISD instructors.
- Academic support is provided through Falcon ECHS and UTPB.

Thank you for supporting
College and Career Readiness
in ECISD.

