

# Substitute Partnership Update

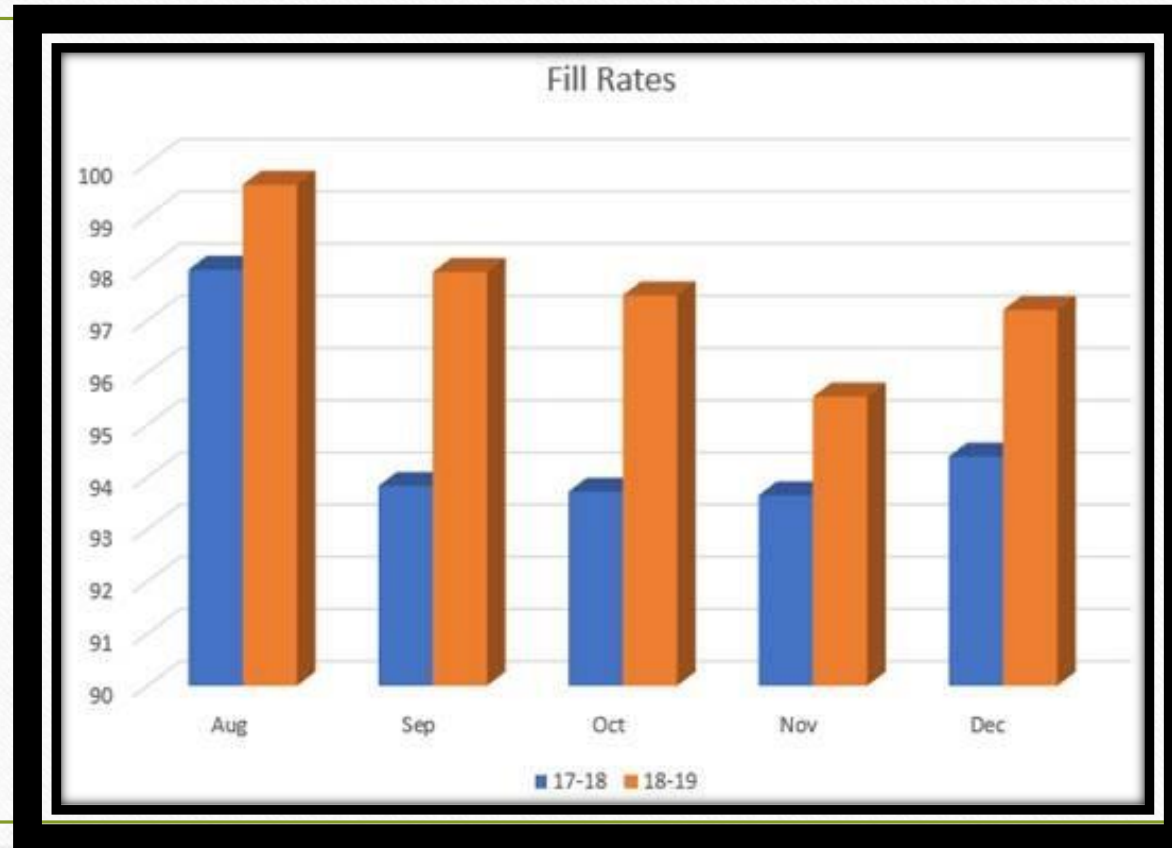
---

A Comparative Analysis of Substitute Fill Rates

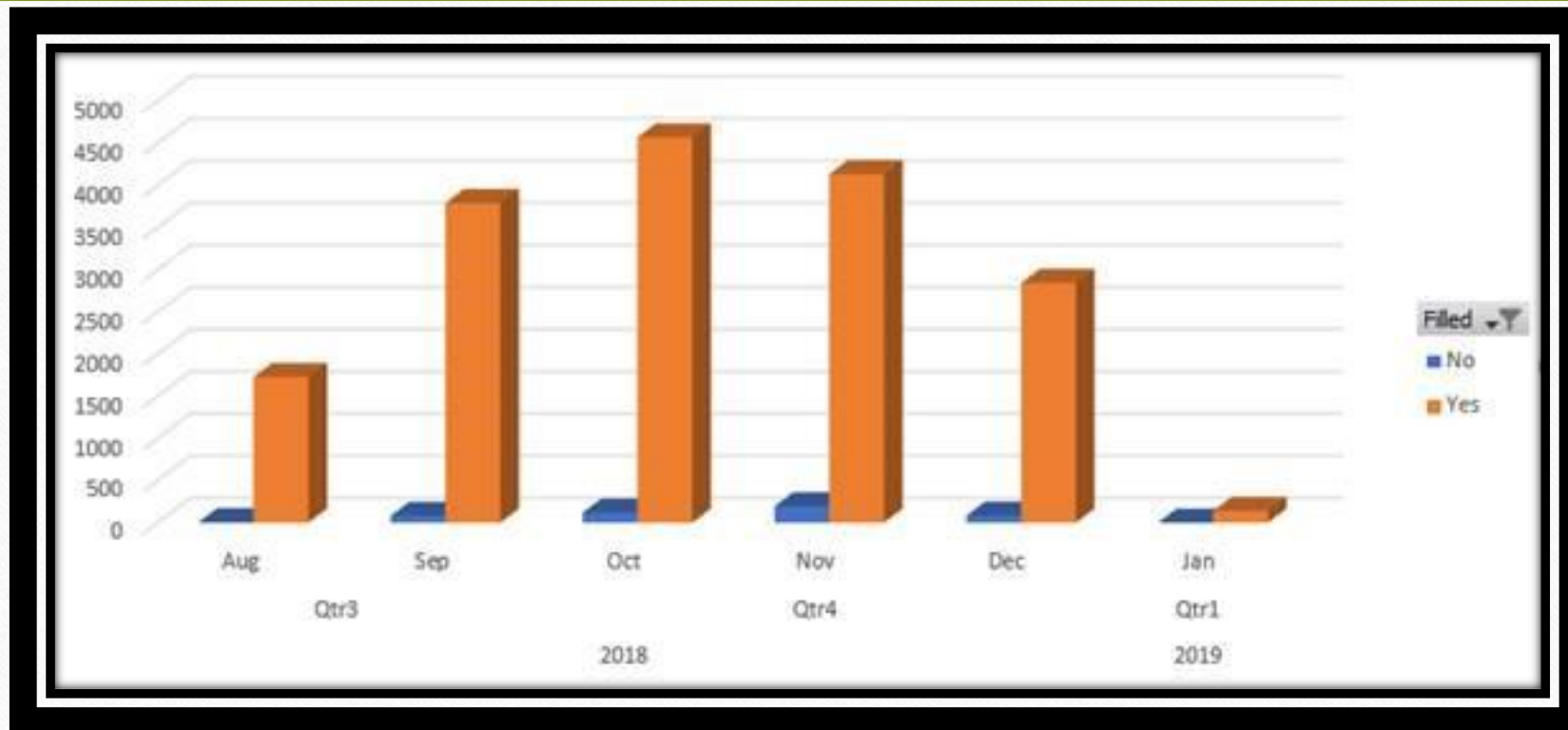
Board of Trustees Report

January 15, 2019

# Comparative Analysis of Fill Rates



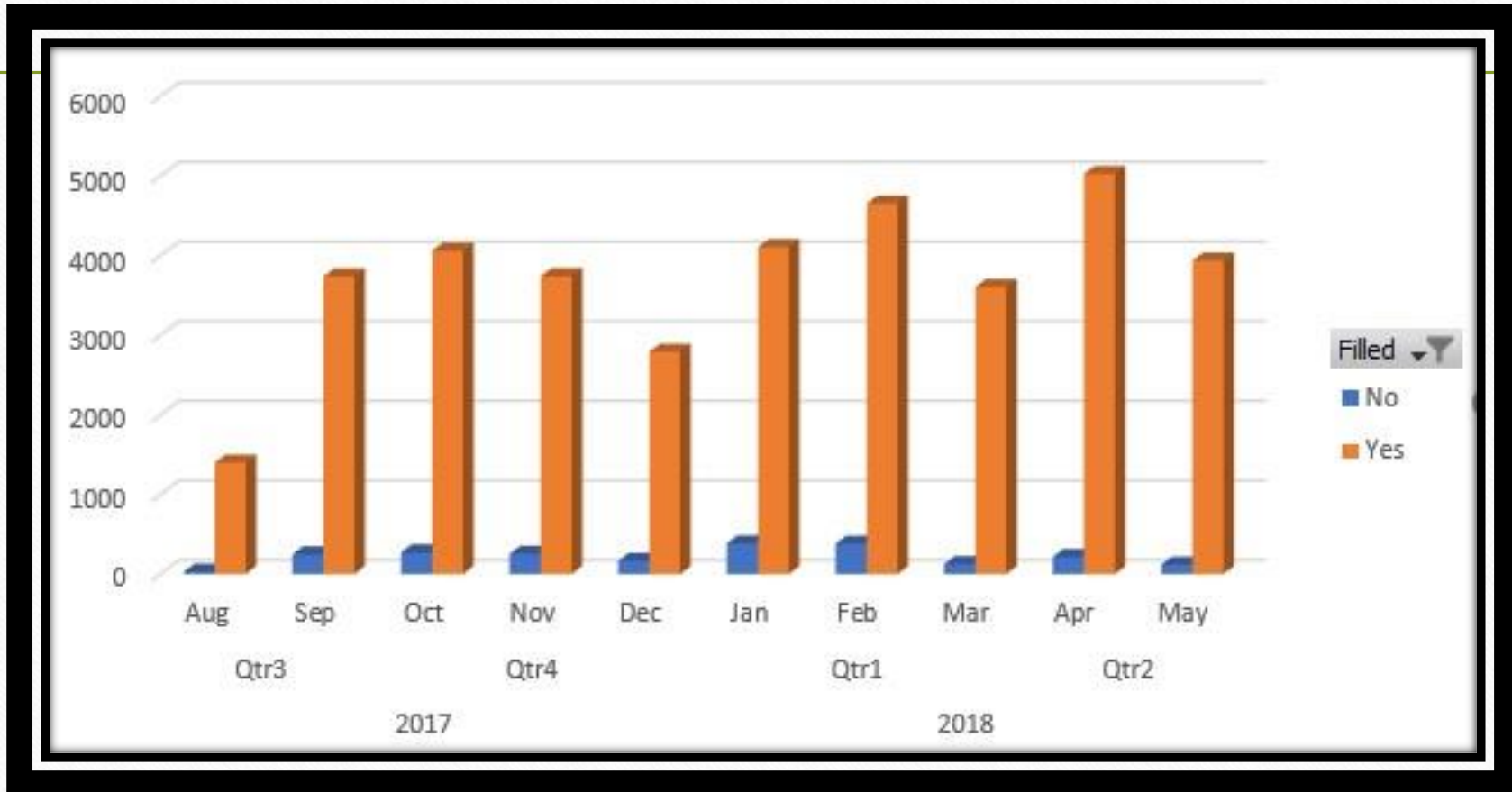
# 2018-2019 Fill Rates



# 2018-2019 Absence Data

18-19 School Year					
Month	▼	Unfilled	Filled	Total Absences	Fill Rate
Aug		7	1728	1735	99.60%
Sep		80	3791	3871	97.93%
Oct		118	4570	4688	97.48%
Nov		193	4133	4326	95.54%
Dec		82	2843	2925	97.20%
<b>Total Absences</b>		<b>481</b>	<b>17205</b>	<b>17686</b>	<b>97.28%</b>

# 2017-2018 Fill Rates



# 2017-2018 Absence Data

17-18 School Year				
Month	Unfilled	Filled	Total Absences	Fill Rate
Aug	29	1399	1428	97.97%
Sep	246	3739	3985	93.83%
Oct	272	4062	4334	93.72%
Nov	254	3743	3997	93.65%
Dec	166	2794	2960	94.39%
Jan	386	4108	4494	91.41%
Feb	381	4653	5034	92.43%
Mar	125	3606	3731	96.65%
Apr	215	5026	5241	95.90%
May	119	3937	4056	97.07%
<b>Total Absences</b>	<b>2193</b>	<b>37067</b>	<b>39260</b>	<b>94.41%</b>