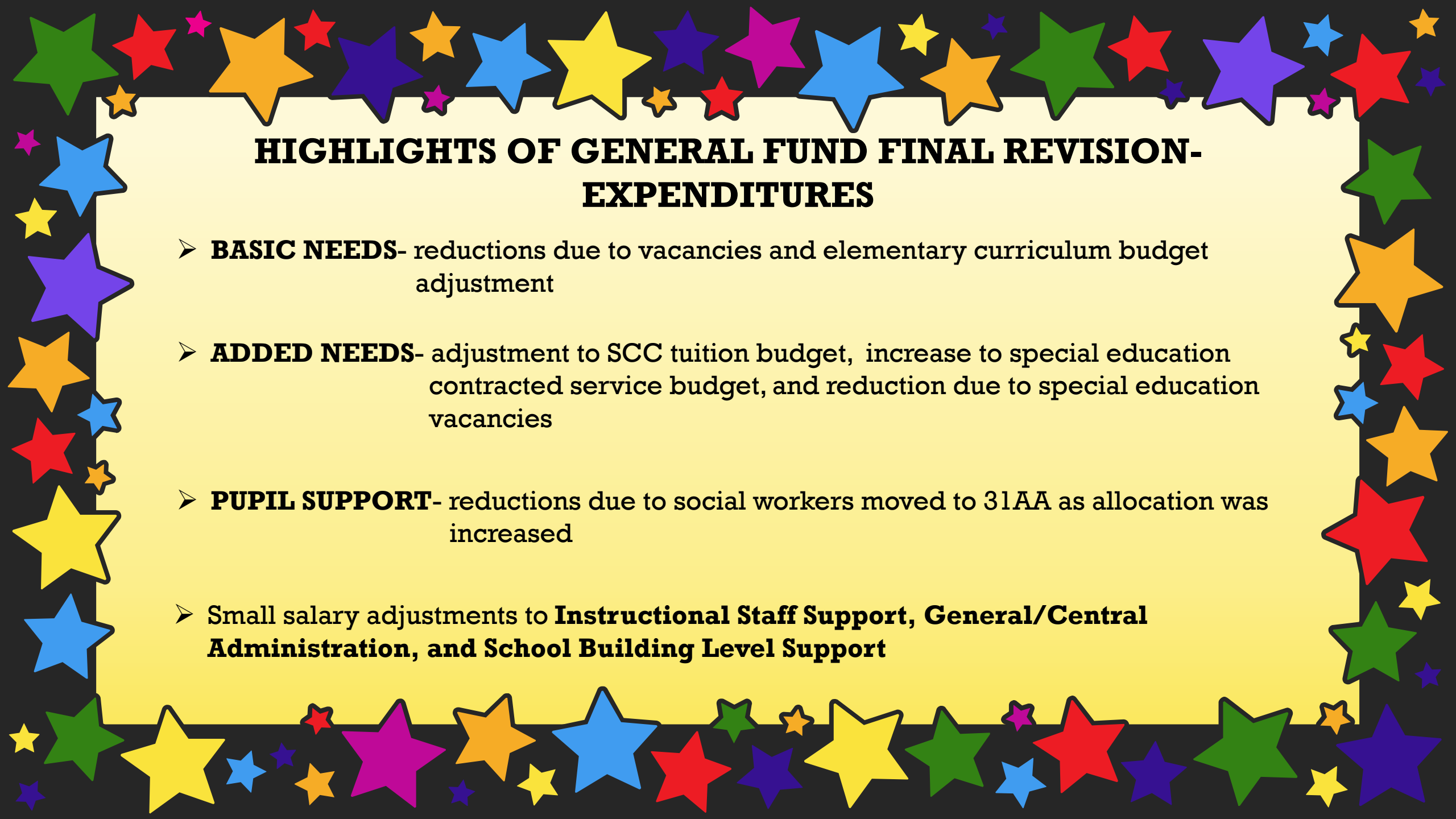


**2025-2026**  
**PROPOSED**  
**FINAL BUDGET**  
**&**  
**L-4029**

A decorative border of colorful stars in various sizes and colors (red, yellow, blue, green, purple, orange, pink) surrounds the central text area.

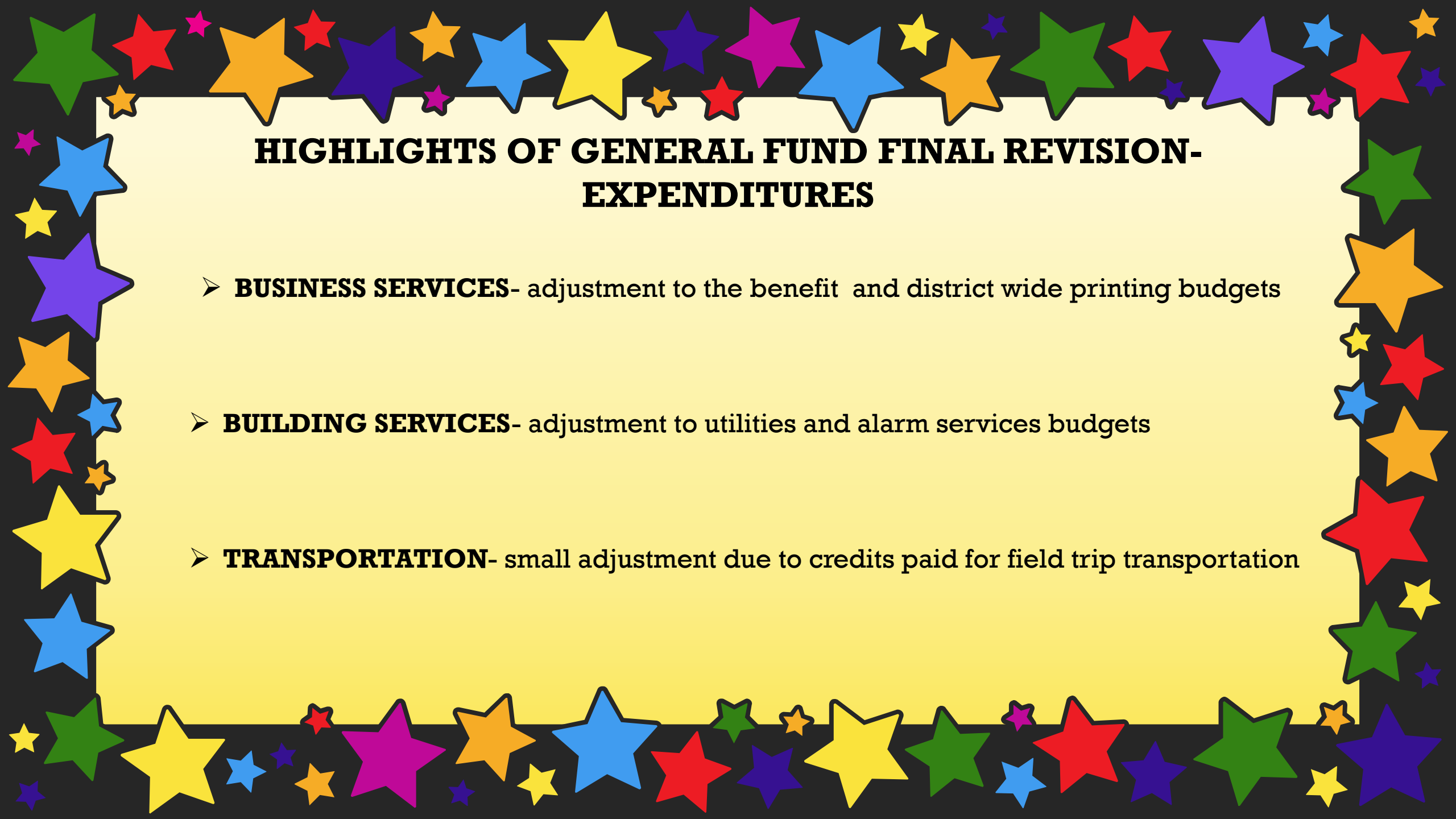
## HIGHLIGHTS OF GENERAL FUND FINAL REVISION- REVENUES

- **LOCAL SOURCES-** adjustment to local tax revenue
- **STATE SOURCES-** adjustments to State Aid categorical budgets
- **INTERMEDIATE SOURCES-** adjustment to budget to be reimbursed from ISD for  
SPSD CTE students
- **INCOMING TRANSFERS-** adjustment to indirects coming from grants and vocational  
education fund




## HIGHLIGHTS OF GENERAL FUND FINAL REVISION- EXPENDITURES

- **BASIC NEEDS-** reductions due to vacancies and elementary curriculum budget adjustment
- **ADDED NEEDS-** adjustment to SCC tuition budget, increase to special education contracted service budget, and reduction due to special education vacancies
- **PUPIL SUPPORT-** reductions due to social workers moved to 31AA as allocation was increased
- Small salary adjustments to **Instructional Staff Support, General/Central Administration, and School Building Level Support**



## HIGHLIGHTS OF GENERAL FUND FINAL REVISION- EXPENDITURES

- **BUSINESS SERVICES-** adjustment to the benefit and district wide printing budgets
- **BUILDING SERVICES-** adjustment to utilities and alarm services budgets
- **TRANSPORTATION-** small adjustment due to credits paid for field trip transportation

A decorative border of colorful stars in various sizes and colors (red, yellow, blue, green, purple, orange, pink) surrounds the central text area.

## **HIGHLIGHTS OF GENERAL FUND FINAL REVISION- EXPENDITURES**

- **OTHER CENTRAL SUPPORT-** technology salary budget adjustment
- Small salary adjustments to **Miscellaneous Support (Athletics), Community Services, and Facility Related Expenditures**
- **OUTGOING TRANSFERS-** Increase transfer to bond fund to the full \$10,000,000 from the \$6,500,000 and increase food service transfer to \$1,000,000 from \$150,000

**GENERAL FUND BUDGET  
DETAIL BUDGET PROJECTION**

	<b>ACTUAL 2024-25</b>	<b>2025-26 REVISED BUDGET</b>	<b>PROPOSED 2025-26 FINAL BUDGET</b>	<b>CHANGE FROM PREVIOUS ADOPTION</b>
<b>REVENUES/ INCOMING TRANSFERS:</b>				
LOCAL SOURCES	\$ 11,630,546	\$ 11,033,575	\$ 11,097,527	63,952.00
STATE SOURCES	52,319,691	50,552,046	50,799,231	247,185.00
FEDERAL SOURCES	23,236	20,000	20,000	0.00
INTERMEDIATE SOURCES	1,014,481	795,000	999,125	204,125.00
<b>TOTAL REVENUES</b>	<b>64,987,954</b>	<b>62,400,621</b>	<b>62,915,883</b>	
<b>INCOMING TRANSFERS</b>	<b>643,242</b>	<b>898,314</b>	<b>960,926</b>	<b>62,612.00</b>
<b>TOTAL REVENUES AND TRANSFERS</b>	<b>65,631,196</b>	<b>63,298,935</b>	<b>63,876,809</b>	
<b>EXPENDITURES/OUTGOING TRANSFERS:</b>				
<b>INSTRUCTIONAL</b>				
BASIC NEEDS	31,118,285	37,146,416	36,387,241	(759,175.00)
ADDED NEEDS	5,685,460	6,366,186	6,198,312	(167,874.00)
ADULT/CONTINUING ED		-	-	0.00
<b>SUPPORTING SERVICES:</b>				
PUPIL SUPPORT	1,872,718	2,439,780	1,512,817	(926,963.00)
INSTRUCTIONAL STAFF SUPPORT	1,736,861	1,952,003	1,945,472	(6,531.00)
GENERAL/CENTRAL ADMINISTRATION	1,146,536	1,177,710	1,176,640	(1,070.00)
SCHOOL BLDG LEVEL SUPPORT	5,088,822	5,362,687	5,337,118	(25,569.00)
BUSINESS SERVICES	1,855,033	1,578,326	1,370,267	(208,059.00)
BUILDING SERVICES	7,987,842	8,926,485	9,231,210	304,725.00
TRANSPORTATION SERVICES	4,254,300	4,321,149	4,298,899	(22,250.00)
OTHER CENTRAL SUPPORT	3,096,331	3,824,690	3,803,713	(20,977.00)
MISCELLANEOUS SUPPORT (MOSTLY ATHLETICS)	1,834,390	1,544,624	1,547,590	2,966.00
<b>COMMUNITY SERVICES:</b>				
TOTAL COMMUNITY SERVICES	4,526	3,614	1,750	(1,864.00)
<b>FACILITIES ACQUISITION, CONSTRUCTION, ETC.</b>				
FACILITY RELATED EXPENDITURES	759,365	765,000	765,838	838.00
<b>TOTAL EXPENDITURES</b>	<b>66,440,469</b>	<b>75,408,670</b>	<b>73,576,867</b>	
<b>OUTGOING TRANSFERS</b>	<b>832,204</b>	<b>7,025,000</b>	<b>11,375,000</b>	<b>4,350,000.00</b>
<b>TOTAL EXPENDITURES &amp; TRANSFERS</b>	<b>67,272,673</b>	<b>82,433,670</b>	<b>84,951,867</b>	
<b>NET CHANGE IN FUND BALANCE</b>	<b>(1,641,477)</b>	<b>(19,134,735)</b>	<b>(21,075,058)</b>	<b>(1,940,323.00)</b>
<b>FUND BALANCE - JULY 1</b>	<b>28,307,706</b>	<b>26,666,229</b>	<b>26,666,229</b>	<b>0.00</b>
<b>JUNE 30/CURRENT/ PROJECTED FUND BALANCE</b>	<b>\$ 26,666,229</b>	<b>\$ 7,531,494</b>	<b>\$ 5,591,171</b>	
<b>% of General Fund Expenditures</b>	<b>39.64%</b>	<b>9.14%</b>	<b>6.58%</b>	



## HIGHLIGHTS OF GRANT FUND FINAL REVISION- REVENUES

- **LOCAL-** adjustments made for new mini grants received- Frankenmuth Credit Union, Keuhn Fund, Trails, Gene Haas, etc.
- **STATE-** adjustment for additional allocations in 31a, 35m, Family First, 27m3, 31aa, Sec 41, and First Robotics. Sec 27L2 moved to grant fund from general fund.
- **FEDERAL-** adjustments due to additional allocation/carryover in RAG, Title I, Title II, Title III, and Title IV



## **HIGHLIGHTS OF GRANT FUND FINAL REVISION- EXPENDITURES**

**Grant Fund  
Revenues and  
Expenditures are  
always equal at the  
end of the fiscal year.  
This fund will not  
have a fund balance.**



**The majority of these  
expenditures are  
presented to the Board  
in detail before they  
are spent in separate  
presentations**

**GRANT FUND BUDGET  
DETAIL BUDGET PROJECTION**

	<b>ACTUAL 2025-2026</b>	<b>2025-26 REVISED BUDGET</b>	<b>PROPOSED 2025-26 FINAL BUDGET</b>	<b>CHANGE FROM PREVIOUS ADOPTION</b>
<b>REVENUES/ INCOMING TRANSFERS:</b>				
LOCAL SOURCES	\$ 69,900	\$ 193,846	\$ 251,092	57,246.00
STATE SOURCES	12,598,081	20,267,937	23,095,040	2,827,103.00
FEDERAL SOURCES	15,061,146	18,879,745	21,858,266	2,978,521.00
INTERMEDIATE SOURCES	-	-	-	0.00
<b>TOTAL REVENUES</b>	<b>27,729,127</b>	<b>39,341,528</b>	<b>45,204,398</b>	
<b>INCOMING TRANSFERS</b>	-	-	-	0.00
<b>TOTAL REVENUES AND TRANSFERS</b>	<b>27,729,127</b>	<b>39,341,528</b>	<b>45,204,398</b>	
<b>EXPENDITURES/OUTGOING TRANSFERS:</b>				
<b>INSTRUCTIONAL</b>				
BASIC NEEDS	7,251,771	10,363,092	12,594,178	2,231,086.00
ADDED NEEDS	7,121,245	10,199,148	10,371,000	171,852.00
ADULT/CONTINUING ED	-	-	-	0.00
<b>SUPPORTING SERVICES:</b>				
PUPIL SUPPORT	5,213,479	7,521,944	8,858,570	1,336,626.00
INSTRUCTIONAL STAFF SUPPORT	3,335,976	5,094,091	6,222,872	1,128,781.00
GENERAL/CENTRAL ADMINISTRATION	-	-	1,814	1,814.00
SCHOOL BLDG LEVEL SUPPORT	-	220,701	261,795	41,094.00
BUSINESS SERVICES	77,099	106,726	113,746	7,020.00
BUILDING SERVICES	2,863,767	2,387,775	2,474,564	86,789.00
TRANSPORTATION SERVICES	745,116	1,053,283	1,365,678	312,395.00
OTHER CENTRAL SUPPORT	430,280	1,000,200	1,233,242	233,042.00
MISCELLANEOUS SUPPORT (MOSTLY ATHLETICS)	-	47,395	146,554	99,159.00
<b>COMMUNITY SERVICES:</b>				
TOTAL COMMUNITY SERVICES	294,490	534,249	643,780	109,531.00
<b>FACILITIES ACQUISITION, CONSTRUCTION, ETC.</b>				
GROUNDS IMPROVEMENT	-	189,610	189,610	0.00
<b>TOTAL EXPENDITURES</b>	<b>27,333,223</b>	<b>38,718,214</b>	<b>44,477,403</b>	
<b>OUTGOING TRANSFERS</b>	395,904	623,314	726,995	103,681.00
<b>TOTAL EXPENDITURES &amp; TRANSFERS</b>	<b>27,729,127</b>	<b>39,341,528</b>	<b>45,204,398</b>	
<b>NET CHANGE IN FUND BALANCE</b>	-	-	-	0.00
<b>FUND BALANCE - JULY 1</b>	-	-	-	0.00
<b>JUNE 30/CURRENT/ PROJECTED FUND BALANCE</b>	<b>\$ -</b>	<b>\$ -</b>	<b>\$ -</b>	<b>0.00</b>
<b>% of General Fund Expenditures</b>	<b>0.00%</b>	<b>0.00%</b>	<b>0.00%</b>	



## **HIGHLIGHTS OF VOCATIONAL ED FUND FINAL REVISION- REVENUES**

- **LOCAL-** received fund from Frankenmuth Mutual for Insurance program
- **STATE-** adjustments for changes in Vocational Ed State Aid Categoricals
- **INTERMEDIATE-** adjustment to budget for tuition payments

A decorative border of colorful stars in various sizes and colors (red, yellow, blue, green, purple, orange, pink) surrounds the central text area.

## **HIGHLIGHTS OF VOCATIONAL EDUCATION FINAL REVISION- EXPENDITURES**

- Small adjustment to salary budgets
- Large increase is for Placement Coordinators paid out of Carl Perkins Grant
- Minimal increases for utilities, transportation, and a budget added for property survey

**VOCATIONAL EDUCATION BUDGET  
DETAIL BUDGET PROJECTION**

	<b>ACTUAL 2025-26</b>	<b>2025-26 ORIGINAL BUDGET</b>	<b>PROPOSED 2025-26 FINAL BUDGET</b>	<b>CHANGE FROM PREVIOUS ADOPTION</b>
<b>REVENUES/ INCOMING TRANSFERS:</b>				
LOCAL SOURCES	\$ -	\$ -	\$ 30,000	30,000.00
STATE SOURCES	315,959	315,000	410,633	95,633.00
FEDERAL SOURCES	-	-	-	0.00
INTERMEDIATE SOURCES	4,607,036	4,750,000	4,781,288	31,288.00
<b>TOTAL REVENUES INCOMING TRANSFERS</b>	<b>4,922,995</b>	<b>5,065,000</b>	<b>5,221,921</b>	<b>0.00</b>
<b>TOTAL REVENUES AND TRANSFERS</b>	<b>4,922,995</b>	<b>5,065,000</b>	<b>5,221,921</b>	
<b>EXPENDITURES/OUTGOING TRANSFERS:</b>				
<b>INSTRUCTIONAL</b>				
BASIC NEEDS	-	-	-	0.00
ADDED NEEDS	3,793,442	3,793,442	3,887,595	94,153.00
ADULT/CONTINUING ED	-	-	-	0.00
<b>SUPPORTING SERVICES:</b>				
PUPIL SUPPORT	6,091	6,092	4,436	(1,656.00)
INSTRUCTIONAL STAFF SUPPORT	187,691	187,691	370,818	183,127.00
GENERAL/CENTRAL ADMINISTRATION	-	-	-	0.00
SCHOOL BLDG LEVEL SUPPORT	528,676	528,676	540,314	11,638.00
BUSINESS SERVICES	-	-	-	0.00
BUILDING SERVICES	345,781	345,781	373,126	27,345.00
TRANSPORTATION SERVICES	39,960	39,960	53,276	13,316.00
OTHER CENTRAL SUPPORT	1,623	1,623	2,293	670.00
MISCELLANEOUS SUPPORT (MOSTLY ATHLETICS)	-	-	-	0.00
<b>COMMUNITY SERVICES:</b>				
TOTAL COMMUNITY SERVICES	-	-	-	0.00
<b>FACILITIES ACQUISITION, CONSTRUCTION, ETC.</b>				
CAPITAL EXPENDITURES	-	-	25,000	25,000.00
<b>TOTAL EXPENDITURES</b>	<b>4,903,264</b>	<b>4,903,265</b>	<b>5,256,858</b>	
<b>OUTGOING TRANSFERS</b>	<b>247,338</b>	<b>247,338</b>	<b>233,931</b>	<b>(13,407.00)</b>
<b>TOTAL EXPENDITURES &amp; TRANSFERS</b>	<b>5,150,602</b>	<b>5,150,603</b>	<b>5,490,789</b>	
<b>NET CHANGE IN FUND BALANCE</b>	<b>(227,607)</b>	<b>(85,603)</b>	<b>(268,868)</b>	<b>(183,265.00)</b>
<b>FUND BALANCE - JULY 1</b>	<b>970,850</b>	<b>743,243</b>	<b>743,243</b>	<b>0.00</b>
<b>JUNE 30/CURRENT/ PROJECTED FUND BALANCE</b>	<b>\$ 743,243</b>	<b>\$ 657,640</b>	<b>\$ 474,375</b>	
<b>% of General Fund Expenditures</b>	<b>14.43%</b>	<b>12.77%</b>	<b>8.64%</b>	

A decorative border of colorful stars in various sizes and colors (red, yellow, blue, green, purple, orange, pink) surrounds the central text area.

## HIGHLIGHTS OF BOND RESERVE FUND FINAL REVISION

- Entering the last year of payments on the bond projects
- 2025-2026 final budget now includes the full \$10,000,000 transfer from the general fund
- This budget anticipates spending \$11,000,000 on bond projects before the end of the 2025-2026 fiscal year.

**RESERVED BOND FUND BUDGET  
DETAIL BUDGET PROJECTION**

	<b>ACTUAL 2024-25</b>	<b>2025-2026 ORIGINAL BUDGET</b>	<b>PROPOSED 2025-26 FINAL BUDGET</b>	<b>CHANGE FROM PREVIOUS ADOPTION</b>
<b>REVENUES/ INCOMING TRANSFERS:</b>				
LOCAL SOURCES	\$ 105,891	\$ -	\$ -	0.00
STATE SOURCES	409,773	-	-	0.00
FEDERAL SOURCES	-	-	-	0.00
INTERMEDIATE SOURCES	-	-	-	0.00
<b>TOTAL REVENUES</b>	<b>515,664</b>	<b>-</b>	<b>-</b>	
<b>INCOMING TRANSFERS</b>	<b>-</b>	<b>2,500,000</b>	<b>10,000,000</b>	<b>7,500,000.00</b>
<b>TOTAL REVENUES AND TRANSFERS</b>	<b>515,664</b>	<b>2,500,000</b>	<b>10,000,000</b>	
<b>EXPENDITURES/OUTGOING TRANSFERS:</b>				
<b>INSTRUCTIONAL</b>				
BASIC NEEDS	-	-	-	0.00
ADDED NEEDS	-	-	-	0.00
ADULT/CONTINUING ED	-	-	-	0.00
<b>SUPPORTING SERVICES:</b>				
PUPIL SUPPORT	-	-	-	0.00
INSTRUCTIONAL STAFF SUPPORT	-	-	-	0.00
GENERAL/CENTRAL ADMINISTRATION	-	-	-	0.00
SCHOOL BLDG LEVEL SUPPORT	-	-	-	0.00
BUSINESS SERVICES	-	-	-	0.00
BUILDING SERVICES	205,760	-	-	0.00
TRANSPORTATION SERVICES	-	-	-	0.00
OTHER CENTRAL SUPPORT	-	-	-	0.00
MISCELLANEOUS SUPPORT (MOSTLY ATHLETICS)	-	-	-	0.00
<b>COMMUNITY SERVICES:</b>				
TOTAL COMMUNITY SERVICES	-	-	-	0.00
<b>FACILITIES ACQUISITION, CONSTRUCTION, ETC.</b>				
<b>TOTAL PROJECT EXPENDITURES</b>	<b>33,644,047</b>	<b>5,469,723</b>	<b>11,000,000</b>	<b>5,530,277.00</b>
<b>TOTAL EXPENDITURES</b>	<b>33,849,807</b>	<b>5,469,723</b>	<b>11,000,000</b>	
<b>OUTGOING TRANSFERS</b>	<b>-</b>	<b>-</b>	<b>-</b>	<b>0.00</b>
<b>TOTAL EXPENDITURES &amp; TRANSFERS</b>	<b>33,849,807</b>	<b>5,469,723</b>	<b>11,000,000</b>	
<b>NET CHANGE IN FUND BALANCE</b>	<b>(33,334,143)</b>	<b>(2,969,723)</b>	<b>(1,000,000)</b>	
<b>FUND BALANCE - JULY 1</b>	<b>38,218,363</b>	<b>4,884,220</b>	<b>4,884,220</b>	<b>0.00</b>
<b>JUNE 30/CURRENT/ PROJECTED FUND BALANCE</b>	<b>\$ 4,884,220</b>	<b>\$ 1,914,497</b>	<b>\$ 3,884,220</b>	

**AUDIT GENERAL FUND- GENERAL, GRANT, VOC ED, AND BOND RESERVED COMBINED  
DETAIL BUDGET PROJECTION**

	<b>ACTUAL 2023-2024</b>	<b>2024-25 FINAL BUDGET</b>	<b>PROPOSED 2025-26 FINAL BUDGET</b>	<b>CHANGE FROM PREVIOUS ADOPTION</b>
<b>REVENUES/ INCOMING TRANSFERS:</b>				
LOCAL SOURCES	\$ 11,806,337	\$ 11,227,421	\$ 11,378,619	151,198.00
STATE SOURCES	65,643,504	71,134,983	74,304,904	3,169,921.00
FEDERAL SOURCES	15,084,382	18,899,745	21,878,266	2,978,521.00
INTERMEDIATE SOURCES	5,621,517	5,545,000	5,780,413	235,413.00
<b>TOTAL REVENUES</b>	<b>98,155,740</b>	<b>106,807,149</b>	<b>113,342,202</b>	
<b>INCOMING TRANSFERS</b>	<b>643,242</b>	<b>3,398,314</b>	<b>10,960,926</b>	<b>7,562,612.00</b>
<b>TOTAL REVENUES AND TRANSFERS</b>	<b>98,798,982</b>	<b>110,205,463</b>	<b>124,303,128</b>	
<b>EXPENDITURES/OUTGOING TRANSFERS:</b>				
<b>INSTRUCTIONAL</b>				
BASIC NEEDS	38,370,056	47,509,508	48,981,419	1,471,911.00
ADDED NEEDS	16,600,147	20,358,776	20,456,907	98,131.00
ADULT/CONTINUING ED	-	-	-	0.00
<b>SUPPORTING SERVICES:</b>				
PUPIL SUPPORT	7,092,288	9,967,816	10,375,823	408,007.00
INSTRUCTIONAL STAFF SUPPORT	5,260,528	7,233,785	8,539,162	1,305,377.00
GENERAL/CENTRAL ADMINISTRATION	1,146,536	1,177,710	1,178,454	744.00
SCHOOL BLDG LEVEL SUPPORT	5,617,498	6,112,064	6,139,227	27,163.00
BUSINESS SERVICES	1,932,132	1,685,052	1,484,013	(201,039.00)
BUILDING SERVICES	11,403,150	11,660,041	12,078,900	418,859.00
TRANSPORTATION SERVICES	5,039,376	5,414,392	5,717,853	303,461.00
OTHER CENTRAL SUPPORT	3,528,234	4,826,513	5,039,248	212,735.00
MISCELLANEOUS SUPPORT (MOSTLY ATHLETICS)	1,834,390	1,592,019	1,694,144	102,125.00
<b>COMMUNITY SERVICES:</b>				
TOTAL COMMUNITY SERVICES	299,016	537,863	645,530	107,667.00
<b>FACILITIES ACQUISITION, CONSTRUCTION, ETC.</b>				
TOTAL BOND EXPENDITURES	34,403,412	6,424,333	11,980,448	
<b>TOTAL EXPENDITURES</b>	<b>132,526,763</b>	<b>124,499,872</b>	<b>134,311,128</b>	<b>9,811,256.00</b>
<b>OUTGOING TRANSFERS</b>	<b>1,475,446</b>	<b>7,895,652</b>	<b>12,335,926</b>	<b>4,440,274.00</b>
<b>TOTAL EXPENDITURES &amp; TRANSFERS</b>	<b>134,002,209</b>	<b>132,395,524</b>	<b>146,647,054</b>	
<b>NET CHANGE IN FUND BALANCE</b>	<b>(35,203,227)</b>	<b>(22,190,061)</b>	<b>(22,343,926)</b>	<b>(153,865.00)</b>
<b>FUND BALANCE - JULY 1</b>	<b>67,496,919</b>	<b>32,293,692</b>	<b>32,293,692</b>	<b>0.00</b>
<b>JUNE 30/CURRENT/ PROJECTED FUND BALANCE</b>	<b>\$ 32,293,692</b>	<b>\$ 10,103,631</b>	<b>\$ 9,949,766</b>	
<b>% of General Fund Expenditures</b>	<b>24.10%</b>	<b>7.63%</b>	<b>6.78%</b>	
<b>Reserved for Bond 2020 Expenditures</b>			<b>3,884,220.00</b>	



## HIGHLIGHTS OF FOOD SERVICE FUND FINAL REVISION

- The costs of salaries and benefits have increased- comparing actual (the yellow column) to the proposed budget.
- The cost of food has increased comparing actual to the proposed budget
- The transfer from the general fund is \$1,000,000.
- The general fund transfer **MUST** be eliminated or reduced for the 2026-27 fiscal year.

**FOOD SERVICE FUND  
DETAIL BUDGET PROJECTION**

	<b>ACTUAL 2024-25</b>	<b>2025-26 ORIGINAL BUDGET</b>	<b>PROPOSED 2025-26 FINAL BUDGET</b>	<b>CHANGE FROM PREVIOUS ADOPTION</b>
<b>REVENUES/ INCOMING TRANSFERS:</b>				
LOCAL SOURCES	\$ 60,539	\$ 35,000	\$ 41,454	6,454.00
STATE SOURCES	179,542	150,000	161,650	11,650.00
FEDERAL SOURCES	5,142,560	5,500,000	5,306,226	(193,774.00)
INTERMEDIATE SOURCES	-	-	-	0.00
<b>TOTAL REVENUES</b>	<b>5,382,641</b>	<b>5,685,000</b>	<b>5,509,330</b>	
<b>INCOMING TRANSFERS</b>	<b>457,204</b>	<b>75,834</b>	<b>1,000,000</b>	924,166.00
<b>TOTAL REVENUES AND TRANSFERS</b>	<b>5,839,845</b>	<b>5,760,834</b>	<b>6,509,330</b>	
<b>EXPENDITURES:</b>				
SALARIES	1,821,990	1,850,000	2,136,103	286,103.00
BENEFITS	817,680	1,250,000	910,184	(339,816.00)
PURCHASED SERVICES	15,596	25,000	19,402	(5,598.00)
REPAIRS AND MAINTENANCE	23,177	50,000	22,010	(27,990.00)
SUPPLIES AND MATERIAL	3,068,482	2,600,000	3,316,218	716,218.00
CAPITAL OUTLAY	81,607	75,000	62,055	(12,945.00)
MISCELLANEOUS EXPENDITURES	11,310	25,000	11,780	(13,220.00)
<b>TOTAL EXPENDITURES</b>	<b>5,839,842</b>	<b>5,875,000</b>	<b>6,509,252</b>	
<b>OUTGOING TRANSFERS</b>	<b>-</b>	<b>-</b>	<b>-</b>	0.00
<b>TOTAL EXPENDITURES &amp; TRANSFERS</b>	<b>5,839,842</b>	<b>5,875,000</b>	<b>6,509,252</b>	
<b>NET CHANGE IN FUND BALANCE</b>	<b>3</b>	<b>(114,166)</b>	<b>78</b>	<b>114,244.00</b>
<b>FUND BALANCE - JULY 1</b>	<b>-</b>	<b>-</b>	<b>3</b>	<b>3.00</b>
<b>JUNE 30/CURRENT/ PROJECTED FUND BALANCE</b>	<b>\$ 3</b>	<b>\$ (114,166)</b>	<b>\$ 81</b>	

**DEBT SERVICE FUND  
DETAIL BUDGET PROJECTION**

	<b>ACTUAL 2024-2025</b>	<b>2025-2026 ORIGINAL BUDGET</b>	<b>PROPOSED 2025-2026 FINAL BUDGET</b>	<b>CHANGE FROM PREVIOUS ADOPTION</b>
<b>REVENUES/ INCOMING TRANSFERS:</b>				
DEBT SERVICE PAYMENTS	\$ 8,709,110	\$ 8,750,000	\$ 8,916,180	166,180.00
EARNINGS ON INVESTMENTS	-	-	-	0.00
				0.00
<b>TOTAL REVENUES</b>	<b>8,709,110</b>	<b>8,750,000</b>	<b>8,916,180</b>	
<b>INCOMING TRANSFERS</b>	-	-	-	0.00
<b>TOTAL REVENUES AND TRANSFERS</b>	<b>8,709,110</b>	<b>8,750,000</b>	<b>8,916,180</b>	
<b>EXPENDITURES:</b>				
BOND PAYMENTS - 2024 REFUNDING (35)	1,089,600	1,101,750	1,101,600	(150.00)
BOND PAYMENTS - 2016 REFUNDING (36)	1,512,000	1,524,500	1,237,625	(286,875.00)
BOND PAYMENTS- 2017 REFUNDING (37)	1,134,250	1,112,250	1,112,250	0.00
BOND PAYMENTS- 2021 DEBT SERVICE (38)	4,993,551	5,027,150	5,027,150	0.00
<b>TOTAL EXPENDITURES</b>	<b>8,729,401</b>	<b>8,765,650</b>	<b>8,478,625</b>	
<b>OUTGOING TRANSFERS</b>	-	-	-	0.00
<b>TOTAL EXPENDITURES &amp; TRANSFERS</b>	<b>8,729,401</b>	<b>8,765,650</b>	<b>8,478,625</b>	
<b>NET CHANGE IN FUND BALANCE</b>	(20,291)	(15,650)	437,555	453,205.00
<b>FUND BALANCE - JULY 1</b>	919,398	899,107	899,107	0.00
<b>JUNE 30/CURRENT/ PROJECTED FUND BALANCE</b>	<b>\$ 899,107</b>	<b>\$ 883,457</b>	<b>\$ 1,336,662</b>	

**CAPITAL PROJECT FUND  
DETAIL BUDGET PROJECTION**

	<b>ACTUAL 2025-26</b>	<b>2025-2026 ORIGINAL BUDGET</b>	<b>PROPOSED 2025-26 FINAL BUDGET</b>	<b>CHANGE FROM PREVIOUS ADOPTION</b>
<b>REVENUES/ INCOMING TRANSFERS:</b>				
LOCAL SOURCES	\$ -	\$ -	\$ -	
INTEREST ON INVESTMENTS	-	-	-	0.00
<b>TOTAL REVENUES</b>	-	-	-	
<b>TRANSFER FOR CAPITAL PROJECTS</b>	375,000	375,000	375,000	0.00
<b>TOTAL REVENUES AND TRANSFERS</b>	<b>375,000</b>	<b>375,000</b>	<b>375,000</b>	
<b>EXPENDITURES:</b>				
CAPITAL PROJECT EXPENDITURES	373,181	375,000	375,000	0.00
BOND PROJECT EXPENDITURES	-	-	-	0.00
<b>TOTAL EXPENDITURES</b>	<b>373,181</b>	<b>375,000</b>	<b>375,000</b>	
<b>OUTGOING TRANSFERS</b>	-	-	-	0.00
<b>TOTAL EXPENDITURES &amp; TRANSFERS</b>	<b>373,181</b>	<b>375,000</b>	<b>375,000</b>	
<b>NET CHANGE IN FUND BALANCE</b>	1,819	-	-	0.00
<b>FUND BALANCE - JULY 1</b>	-	1,819	1,819	0.00
<b>JUNE 30/CURRENT/ PROJECTED FUND BALANCE</b>	<b>\$ 1,819</b>	<b>\$ 1,819</b>	<b>\$ 1,819</b>	

**TRUST AND AGENCY  
DETAIL BUDGET PROJECTION**

	ACTUAL 2025-2026	2025-2026 ORIGINAL BUDGET	PROPOSED 2025-26 FINAL BUDGET	CHANGE FROM PREVIOUS ADOPTION
<b>REVENUES/ INCOMING TRANSFERS:</b>				
LOCAL SOURCES	\$ 641,300	\$ 600,000	\$ 600,000	0.00
	-	-	-	0.00
<b>TOTAL REVENUES</b>	<b>641,300</b>	<b>600,000</b>	<b>600,000</b>	
<b>INCOMING TRANSFERS</b>	-	-	-	0.00
<b>TOTAL REVENUES AND TRANSFERS</b>	<b>641,300</b>	<b>600,000</b>	<b>600,000</b>	
<b>EXPENDITURES:</b>				
STUDENT ACTIVITY EXPENDITURES	678,149	600,000	600,000	0.00
	-	-	-	0.00
<b>TOTAL EXPENDITURES</b>	<b>678,149</b>	<b>600,000</b>	<b>600,000</b>	
<b>OUTGOING TRANSFERS</b>	-	-	-	0.00
<b>TOTAL EXPENDITURES &amp; TRANSFERS</b>	<b>678,149</b>	<b>600,000</b>	<b>600,000</b>	
<b>NET CHANGE IN FUND BALANCE</b>	(36,849)	-	-	0.00
<b>FUND BALANCE - JULY 1</b>	504,062	467,213	467,213	0.00
<b>JUNE 30/CURRENT/ PROJECTED FUND BALANCE</b>	<b>\$ 467,213</b>	<b>\$ 467,213</b>	<b>\$ 467,213</b>	

# 2024-25 L-4029 (PREVIOUS FISCAL YEAR)

Michigan Department of Treasury  
614 (Rev. 02-25)

ORIGINAL TO: County Clerk(s) **L-4029**  
COPY TO: Equalization Department(s)  
COPY TO: Each township or city clerk

## 2025 Tax Rate Request (This form must be completed and submitted on or before September 30, 2025)

MILLAGE REQUEST REPORT TO COUNTY BOARD OF COMMISSIONERS

This form is issued under authority of MCL Sections 211.24e, 211.34 and 211.34d. Filing is mandatory; Penalty applies.

Carefully read the instructions on page 2.

County(ies) Where the Local Government Unit Levies Taxes <b>SAGINAW</b> Local Government Unit Requesting Millage Levy	2025 Taxable Value of ALL Properties in the Unit as of 05-27-2025 <b>2004 ELECTION-\$816,925,147 2020 ELECTION-\$953,019,861</b> For LOCAL School Districts: 2025 Taxable Value excluding Principal Residence, Qualified Agricultural, Qualified Forest, Industrial Personal and Commercial Personal Properties.
---	--

This form must be completed for each unit of government for which a property tax is levied. Penalty for non-filing is provided under MCL Sec 211.119. The following tax rates have been authorized for levy on the 2025 tax roll.

(1) Source	(2) Purpose of Millage	(3) Date of Election	(4) Original Millage Authorized by Election Charter, etc.	(5)** 2024 Millage Rate Permanently Reduced by MCL 211.34d "Headlee"	(6) 2025 Current Year "Headlee" Millage Reduction Fraction	(7) 2025 Millage Rate Permanently Reduced by MCL 211.34d "Headlee"	(8) Sec. 211.34 Truth in Assessing or Equalization Millage Rollback Fraction	(9) Maximum Allowable Millage Levy*	(10) Millage Requested to be Levied July 1	(11) Millage Requested to be Levied Dec. 1	(12) Expiration Date of Millage Authorized
VOTED	OPER NH	05/17	20.45	18.00	1.0	18.0	1.0	18.0	18.0		12/21/27
VOTED	DEBT1	08/04	3.90	N/A	N/A	N/A	N/A	N/A	4.22		07/01/37
VOTED	DEBT2	11/20	7.0	N/A	N/A	N/A	N/A	N/A	4.88		07/01/50

Prepared by	Telephone Number	Title of Preparer	Date
-------------	------------------	-------------------	------

**CERTIFICATION:** As the representatives for the local government unit named above, we certify that these requested tax levy rates have been reduced, if necessary to comply with the state constitution (Article 9, Section 31), and that the requested levy rates have also been reduced, if necessary, to comply with MCL Sections 211.24e, 211.34 and, for LOCAL school districts which levy a Supplemental (Hold Harmless) Millage, 380.1211(3).

<input type="checkbox"/> Clerk	Signature	Print Name	Date
<input type="checkbox"/> Secretary		<b>Kevin Rooker</b>	
<input type="checkbox"/> Chairperson	Signature	Print Name	Date
<input type="checkbox"/> President		<b>Charles Coleman</b>	

\* Under Truth in Taxation, MCL Section 211.24e, the governing body may decide to levy a rate which will not exceed the maximum authorized rate allowed in column 9. The requirements of MCL 211.24e must be met prior to levying an operating levy which is larger than the base tax rate but not larger than the rate in column 9.

\*\* **IMPORTANT:** See instructions on page 2 regarding where to find the millage rate used in column (5).

**Local School District Use Only. Complete if requesting millage to be levied. See STC Bulletin 2 of 2025 for instructions on completing this section.**

Total School District Operating Rates to be Levied (HH/Supp and NH Oper ONLY)	Rate
For Principal Residence, Qualified Ag., Qualified Forest and Industrial Personal	
For Commercial Personal	
For all Other	

# 2025-26 L-4029 (CURRENT FISCAL YEAR)

Michigan Department of Treasury  
614 (Rev. 07-25)

ORIGINAL TO: County Clerk(s) **L-4029**  
COPY TO: Equalization Department(s)  
COPY TO: Each township or city clerk

## 2026 Tax Rate Request (This form must be completed and submitted on or before September 30, 2026)

MILLAGE REQUEST REPORT TO COUNTY BOARD OF COMMISSIONERS

This form is issued under authority of MCL Sections 211.24e, 211.34 and 211.34d. Filing is mandatory; Penalty applies.

Carefully read the instructions on page 2.

County(ies) Where the Local Government Unit Levies Taxes <b>SAGINAW</b>	2026 Taxable Value of ALL Properties in the Unit as of 05-26-2026 <b>2004 ELECTION-914,742,795    2021-\$1,064,233,616</b>
Local Government Unit Requesting Millage Levy <b>SCHOOL DISTRICT OF THE CITY OF SAGINAW</b>	For LOCAL School Districts: 2026 Taxable Value excluding Principal Residence, Qualified Agricultural, Qualified Forest, Industrial Personal and Commercial Personal Properties.

This form must be completed for each unit of government for which a property tax is levied. Penalty for non-filing is provided under MCL Sec 211.119. The following tax rates have been authorized for levy on the 2026 tax roll.

(1) Source	(2) Purpose of Millage	(3) Date of Election	(4) Original Millage Authorized by Election Charter, etc.	(5) ** 2025 Millage Rate Permanently Reduced by MCL 211.34d "Headlee"	(6) 2026 Current Year "Headlee" Millage Reduction Fraction	(7) 2026 Millage Rate Permanently Reduced by MCL 211.34d "Headlee"	(8) Sec. 211.34 Truth in Assessing or Equalization Millage Rollback Fraction	(9) Maximum Allowable Millage Levy *	(10) Millage Requested to be Levied July 1	(11) Millage Requested to be Levied Dec. 1	(12) Expiration Date of Millage Authorized
VOTED	OPER NH	05/17	20.45	18.00	1.00	1.00	1.00	18.00	18.00		12/21/27
VOTED	DEBT 1	08/04	N/A	N/A	N/A	N/A	N/A	N/A	3.83		07/01/37
VOTED	DEBT2	11/20	N/A	N/A	N/A	N/A	N/A	N/A	5.27		07/01/50

Prepared by <b>TAMARA M JOHNSON</b>	Telephone Number	Title of Preparer <b>DEPUTY SUPERINTENDENT</b>	Date
--	------------------	---	------

**CERTIFICATION:** As the representatives for the local government unit named above, we certify that these requested tax levy rates have been reduced, if necessary to comply with the state constitution (Article 9, Section 31), and that the requested levy rates have also been reduced, if necessary, to comply with MCL Sections 211.24e, 211.34 and, for LOCAL school districts which levy a Supplemental (Hold Harmless) Millage, 380.1211(3).

<input type="checkbox"/> Clerk	Signature	Print Name <b>VERA HARRISON</b>	Date
<input type="checkbox"/> Secretary	Signature	Print Name <b>CHARLES COLEMAN</b>	Date
<input type="checkbox"/> Chairperson	Signature	Print Name	Date
<input type="checkbox"/> President	Signature	Print Name	Date

\* Under Truth in Taxation, MCL Section 211.24e, the governing body may decide to levy a rate which will not exceed the maximum authorized rate allowed in column 9. The requirements of MCL 211.24e must be met prior to levying an operating levy which is larger than the base tax rate but not larger than the rate in column 9.

\*\* **IMPORTANT:** See instructions on page 2 regarding where to find the millage rate used in column (5).

**Local School District Use Only. Complete if requesting millage to be levied. See STC Bulletin 2 of 2026 for instructions on completing this section.**

Total School District Operating Rates to be Levied (HH/Supp and NH Oper ONLY)	Rate
For Principal Residence, Qualified Ag., Qualified Forest and Industrial Personal	
For Commercial Personal	
For all Other	



**FEEL FREE TO EMAIL QUESTIONS  
ON**

**THE PROPOSED FINAL**

**2025-26 BUDGET OR THE 2026-2027**

**L-4029**