




CENTRAL
UNIT SCHOOL DISTRICT 301



Northern Kane County
REGION 110
EDUCATION THAT WORKS

Northern Kane County Regional Vocational System FY26 Final Budget

Daina Pflug, Business Manager
August 18, 2025



Northern Kane County Regional Vocational System

The Northern Kane County Regional Vocational System (EFE 110) is a collaborative organization consisting of four Kane County unit school districts:

- ❖ School District U-46
- ❖ Community Unit School District 300
- ❖ Central Community Unit School District 301
- ❖ Community Unit School District 303



The goal of the System is the planning, evaluation and improvement of career and technical education programs throughout the region.



Flow of Funds



ILLINOIS
STATE BOARD OF
EDUCATION



Northern Kane County
REGION 110
EDUCATION THAT WORKS



District
300



DISTRICT 300

District
301



District
303




District
U-46



CTE Programs Offered


Accounting
Agricultural Science
Automotive Service
Business Administration
Computer Networking
Computer Programming
Cyber Security
Culinary Arts
Drafting
Education
Electrical Technology
Entrepreneurship



Fashion
Graphic Arts
Health Services &
Nursing
Marketing
Precision Manufacturing
STEM Engineering
Video Production
Web Page Design
Welding
Woods Production
Cabinet Making



Summer Internship Opportunities



- ★ Automotive
- ★ Education
- ★ Engineering
- ★ Healthcare - Pharmacy Technician
- ★ Medical Rotation
- ★ Manufacturing
- ★ Video Production

Regional Programs



Precision Manufacturing

South Elgin High School
District U-46
Hampshire High School
District 300



Welding

Elgin High School
District U-46
Hampshire High School
District 300



Automotive

South Elgin High School
District U-46



Educator

Hampshire High School
District 300



Agriculture/Veterinary Assistant

Central High School
District 301



Primary Grant Funding Sources

Perkins V Grant	Federal	Annual	Based on the number of students enrolled within each school district combined with number of students in poverty within that district.
CTE Incentive Grant	State	Annual	Based on the number of CTE programs being offered within a district and the number of students that successfully complete one or more of those programs.
STAMP Grant	Local	One-Time	Scaling Transformative Advanced Manufacturing Pathways

FY26 Revenues/Expenditures

Unaudited Beginning Balance 7/1/2025 \$ 853,473

Revenues:

CTEI Grant \$2,144,384

Perkins V Grant \$ 622,171

STAMP Grant \$ 22,000

Local Funds \$ 23,000

Total Revenues \$ 2,811,555

Expenditures:

CTEI Grant \$2,144,384

Perkins V Grant \$ 622,171

STAMP Grant \$ 22,000

Local Funds \$ 23,000

Total Expenditures \$ 2,811,555

Projected Ending Balance 6/30/2026 \$ 853,473





FY26 CTEI Grant Allotment

	FY26	FY25
Salaries and Benefits	\$ 63,125	\$ 173,290
Services	\$ 51,500	\$ 45,500
Supplies	\$ 2,000	\$ 2,000
District U-46	\$ 667,000	\$634,433
District 300	\$ 472,000	\$440,019
District 301	\$ 179,000	\$ 146,162
District 303	\$ 317,152	\$ 284,712
<u>Special CTE Projects</u>	<u>\$ 292,607</u>	<u>\$308,607</u>
Grand Total	\$ 2,144,384	\$2,034,723

FY26 Budget Revisions

CTEI				
Account	Description	Tentative	Final	Difference
4000-6000	District U-46	638,873	667,000	28,127
4000-6000	District 300	444,459	472,000	27,541
4000-6000	District 301	150,602	179,000	28,398
4000-6000	District 303	289,152	317,152	28,000
4000-6000	Special CTE Projects	295,012	292,607	-2,405
	Totals			109,661

CTEI Budget

Function Code	Object Code	Budgeted Amount
1000	300	\$12,000
2120	100	\$33,075
2120	200	\$13,050
2120	300	\$3,500
2120	400	\$1,000
2210	300	\$25,000

Function Code	Object Code	Budgeted Amount
2300	300	\$11,000
2300	400	\$1,000
2400	100	\$95,000
2400	200	\$22,000
4000	600	\$1,927,759

Total Planned	\$2,144,384
Total Allocated	\$2,144,384
Total Remaining	\$0
Elementary Career Development Allocation	\$54,114



FY26 Perkins V Grant Allotment

	FY26	FY25
Salaries and Benefits	\$ 70,745	\$ 61,835
District U-46	\$ 316,350	\$313,633
District 300	\$ 143,350	\$140,705
District 301	\$ 26,376	\$ 20,408
District 303	<u>\$ 65,350</u>	<u>\$ 62,297</u>
Grand Total	\$622,171	\$598,878



FY26 Budget Revisions

Perkins				
Account	Description	Tentative	Final	Difference
4000-6000	District U-46	310,000	316,350	6,350
4000-6000	District 300	137,000	143,350	6,350
4000-6000	District 301	21,133	26,376	5,243
4000-6000	District 303	60,000	65,350	5,350
	Totals			23,293

Perkins V Budget



Total Planned: 622,171
Total Allocated: 622,171
Total Remaining: 0

Function Code:	Object Code:	Budgeted amount:
2120	100	\$33,075
2120	200	\$13,050
2300	100	\$20,000
2300	200	\$4,620
4000	600	\$316,350
4000	600	\$143,350
4000	600	\$26,376
4000	600	\$65,350

FY26 STAMP Grant-IMA Allotment

Scaling Transformative Advanced Manufacturing Pathways

FY26	FY25
\$ 22,000	\$ 12,000

These funds are used to support Manufacturing Month tours and summer manufacturing internships.



Questions?



This presentation was created by Isha Raval & Deborah Vega
(CHS summer finance interns)