



MONTHLY INVESTMENT REPORT

Collin County College

JUNE 30, 2023



MEEDER

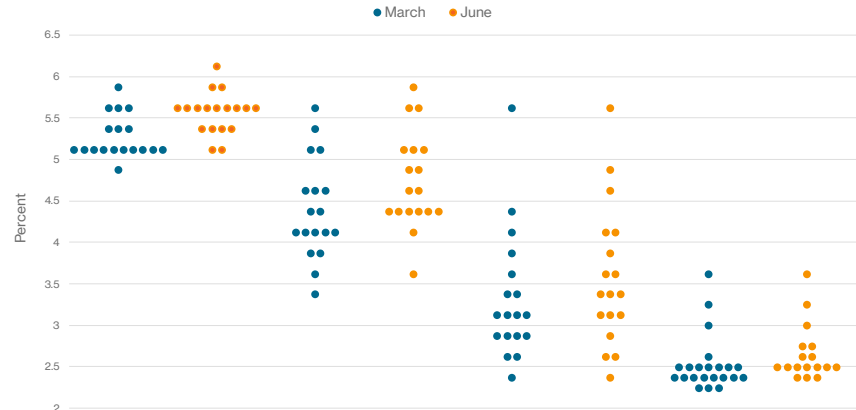
A Fed Pause (For Now?)

After a historic pace of rate hikes, for the first time this cycle, the Federal Open Market Committee voted to leave rates unchanged. The unanimous decision left the target range for the federal funds rate at 5.00% - 5.25%, but throughout the month, Jerome Powell messaged that more rate hikes are likely needed to tame inflation.

Labor market data released this month pointed to a still resilient economy. The June jobs report saw another surprisingly high payroll number, with the US economy adding 339,000 jobs in the month. Additionally, the increases were broad-based, with increases across different job categories. Although the unemployment rate increased to 3.7%, this was at least partially due to more labor force participation. Job openings also increased, signaling that for now, employers are still looking to add to their workforce. Initial jobless claims did continue to grind higher, evidencing maybe some early signs of labor market weakness. Initial jobless claims averaged 258,000 in June, up from an average of 230,000 in May.

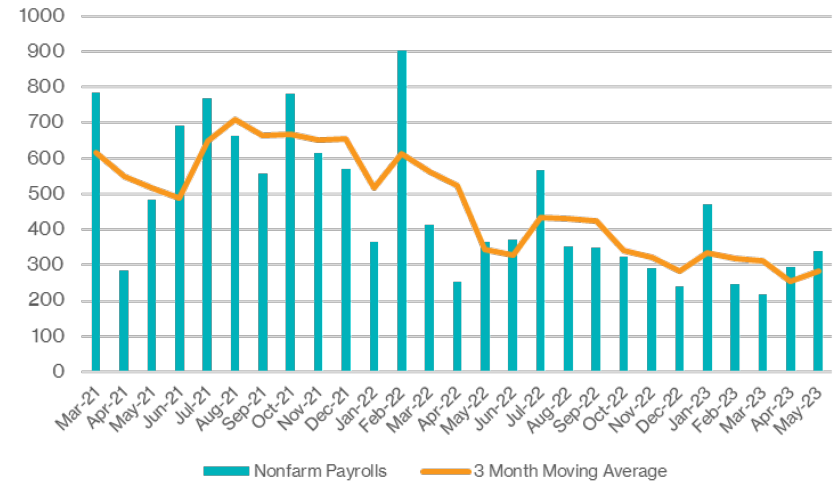
Inflation data shows that, while annual figures continue to moderate, monthly figures point to some price stickiness. The June Consumer Price Index (CPI) report showed that annual headline inflation was 4%, the lowest figure since March 2021. On a monthly basis, core inflation increased by 0.4% for the third month in a row, which annualizes to a rate of 4.8%. Although inflation readings are firmly below the high figures from 2022, if core inflation is still increasing at nearly 5% annually, the Federal Reserve likely believes they have more work to do.

DOT PLOT COMPARISON



SOURCE: BLOOMBERG

TRENDS IN THE LABOR MARKET



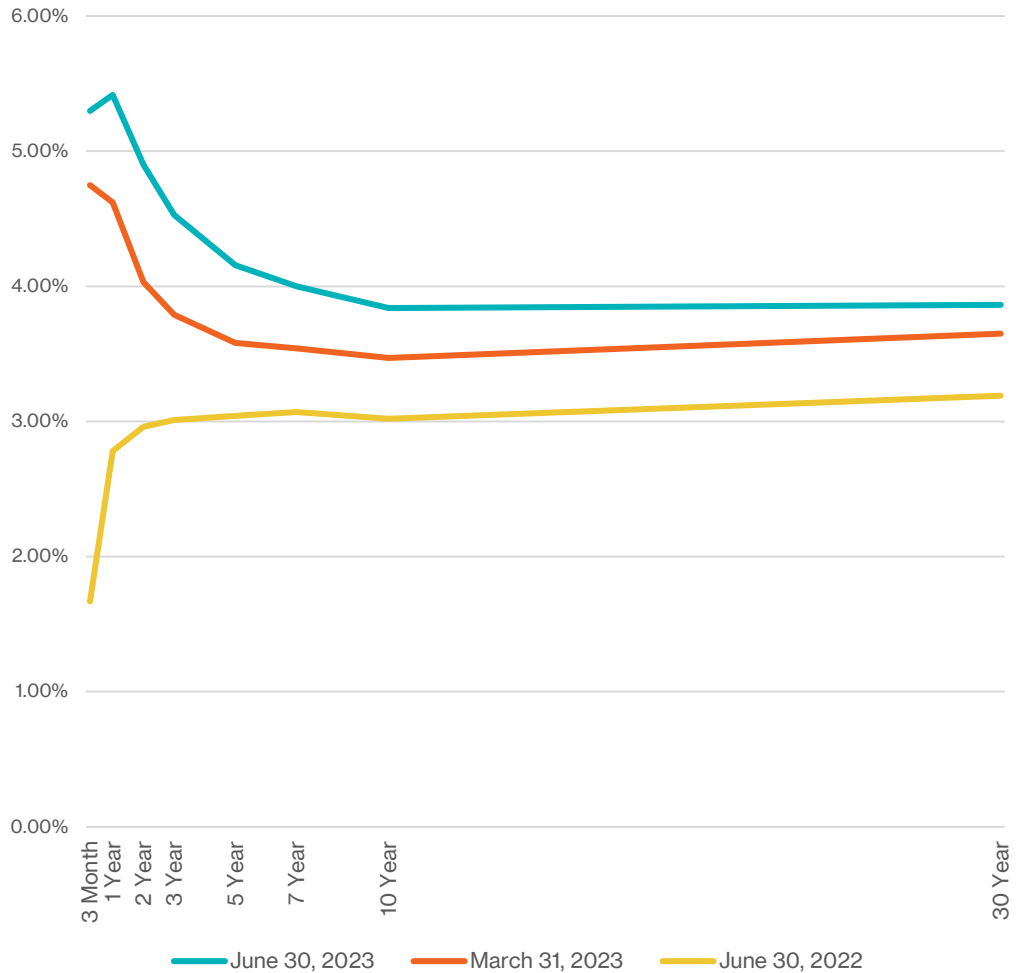
SOURCE: BLOOMBERG

Rates Move Higher

With still solid economic data and hawkish commentary from Powell, markets ended June pricing in an additional rate hike by the end of the year. Short-term treasury yields are highly correlated with changes in monetary policy, and we saw treasury yields react to this renewed view on rates. The 2 Year US Treasury yield increased 0.50% to 4.90%, and the 5 Year US Treasury yield increased 0.41% to 4.16%. Long-term treasury rates are more reflective of the market's outlook on growth. The 10 Year US Treasury yield increased by just 0.20% to 3.84%, keeping the yield curve inversion at -1.06%. Outside of March 8th, this is the most the curve has been inverted this rate hiking cycle.

Even with an inverted yield curve signaling an economic slowdown, spreads on corporate bonds, commercial paper, municipal bonds, and agency bonds generally tightened over the month. Some of the spread tightening was a continuation of the movement we saw after the debt ceiling debate was resolved. With spreads slightly below historic averages, we will continue to look to add value by picking up incremental yield on high-quality bonds, including agency debt. Locking in current yields and income levels will benefit portfolios when the yield curve eventually normalizes, and rates fall when this hiking cycle ends.

US Treasury Yield Curve




SOURCE: BLOOMBERG


Collin County Community College District
 Monthly Investment Report
 June 1, 2023 – June 30, 2023

Portfolio Summary Management Report


<u>Portfolio as of 05/31/23:</u>		<u>Portfolio as of 06/30/23:</u>	
Beginning Book Value	\$ 452,336,987	Ending Book Value	\$ 439,272,426
Beginning Market Value	\$ 449,347,941	Ending Market Value	\$ 435,667,747
		Unrealized Gain/Loss	\$ (3,604,679)
WAM at Beginning Period Date ¹	184 days	WAM at Ending Period Date ¹	194 days
<i>(Decrease in market value is due to seasonal cash outflows)</i>		Change in Market Value ²	\$ (13,680,194)
Average Yield to Maturity for period		4.367%	
Average Yield 3 Month Treasury Bill for period		5.330%	



 Melissa Irby, Chief Financial Officer
 Collin County Community College District



 Julie Bradley, Associate V.P. - Controller
 Collin County Community College District



 Barbara Johnston, Associate V.P.
 Collin County Community College District

¹ WAM – weighted average maturity

² “Change in Market Value” is required data, but will primarily reflect the receipt and expenditure of the District’s funds from month to month. *Patterson & Associates* has assisted in the preparation of this consolidated investment report, with additional input provided by CCCCDCD.

Your Portfolio

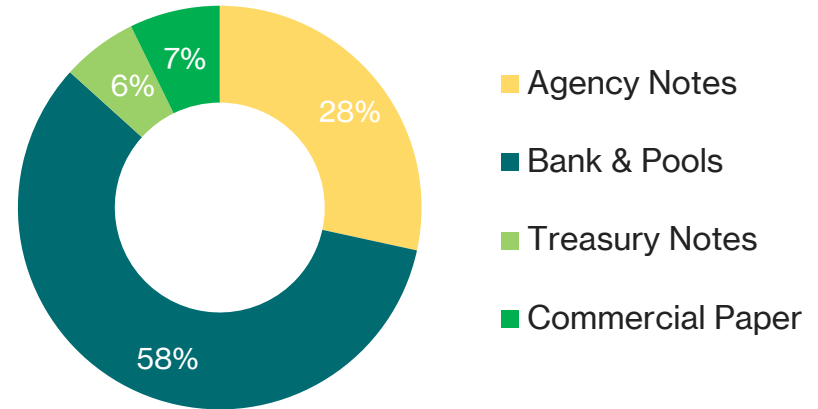
As of June 30, 2023

Your Portfolio Statistics

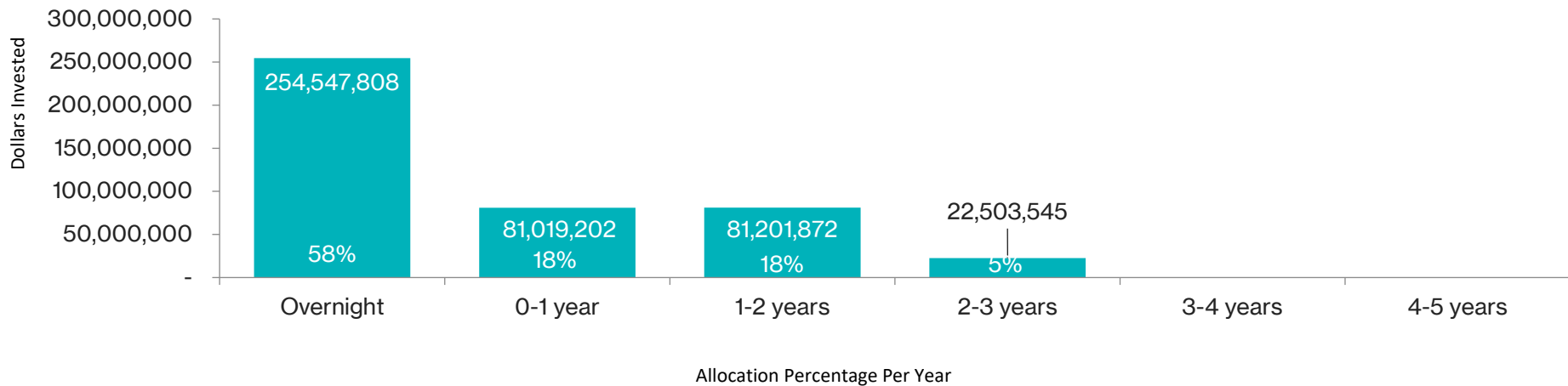
Weighted Average Maturity 0.53 years

Weighted Average Yield (All Funds) 4.37%

Your Asset Allocation



Your Maturity Distribution



**Collin Co Comm College Dist.
Portfolio Management
Portfolio Summary
June 30, 2023**

Investments	Par Value	Market Value	Book Value	% of Portfolio	Term	Days to Maturity	YTM 365 Equiv.
Commercial Paper Disc. -Amortizing	35,000,000.00	34,111,560.00	34,188,116.66	7.78	263	163	5.482
Federal Agency Coupon Securities	125,000,000.00	121,048,032.28	124,060,700.76	28.24	934	573	2.972
Treasury Coupon Securities	27,000,000.00	25,960,346.32	26,475,800.38	6.03	710	311	2.784
TexStar	41,133,485.63	41,133,485.63	41,133,485.63	9.36	1	1	5.076
Texpool	208,224,435.14	208,224,435.14	208,224,435.14	47.40	1	1	5.054
JPMorgan Chase	-146,759.30	-146,759.30	-146,759.30	-0.03	1	1	0.000
Texas Range	5,336,647.18	5,336,647.18	5,336,647.18	1.21	1	1	5.100
	441,547,808.65	435,667,747.25	439,272,426.45	100.00%	328	194	4.367

Cash and Accrued Interest							
Accrued Interest at Purchase		35,219.44	35,219.44				
Subtotal		35,219.44	35,219.44				
Total Cash and Investments	441,547,808.65	435,702,966.69	439,307,645.89		328	194	4.367

Total Earnings	June 30 Month Ending	Fiscal Year To Date
Current Year	1,625,347.90	13,071,679.47
Average Daily Balance	451,060,620.40	427,750,310.29
Effective Rate of Return	4.38%	3.68%

Collin Co Comm College Dist.
Summary by Type
June 30, 2023
Grouped by Fund

Security Type	Number of Investments	Par Value	Book Value	% of Portfolio	Average YTM 365	Average Days to Maturity
Fund: Building						
Federal Agency Coupon Securities	7	50,000,000.00	49,744,249.27	11.32	2.512	522
Commercial Paper Disc. -Amortizing	2	15,000,000.00	14,608,272.22	3.33	5.418	185
Treasury Coupon Securities	1	5,000,000.00	4,931,432.23	1.12	2.467	427
Texpool	1	15,464,003.25	15,464,003.25	3.52	5.054	1
TexStar	1	29,370,641.27	29,370,641.27	6.69	5.076	1
Subtotal	12	114,834,644.52	114,118,598.24	25.98	3.887	270
Fund: 2020 Bond Series						
Texpool	1	31,977,182.73	31,977,182.73	7.28	5.054	1
Subtotal	1	31,977,182.73	31,977,182.73	7.28	5.054	1
Fund: Debt Service						
Texas Range	1	0.00	0.00	0.00	0.000	0
Texpool	1	36,244,139.57	36,244,139.57	8.25	5.054	1
Subtotal	2	36,244,139.57	36,244,139.57	8.25	5.054	1
Fund: Operating						
Federal Agency Coupon Securities	9	55,000,000.00	54,297,335.36	12.36	2.913	531
JPMorgan Chase	1	-146,759.30	-146,759.30	-0.03	0.000	1
Commercial Paper Disc. -Amortizing	1	10,000,000.00	9,789,922.22	2.23	5.530	146
Treasury Coupon Securities	3	17,000,000.00	16,545,879.74	3.77	2.775	362
Texas Range	1	5,336,647.18	5,336,647.18	1.21	5.100	1
Texpool	1	98,150,486.59	98,150,486.59	22.34	5.054	1
TexStar	1	11,762,844.36	11,762,844.36	2.68	5.076	1
Subtotal	17	197,103,218.83	195,736,356.15	44.56	4.298	186
Fund: Stabilization						
Federal Agency Coupon Securities	3	20,000,000.00	20,019,116.13	4.56	4.277	817
Commercial Paper Disc. -Amortizing	1	10,000,000.00	9,789,922.22	2.23	5.530	146
Treasury Coupon Securities	1	5,000,000.00	4,998,488.41	1.14	3.126	30

Collin Co Comm College Dist.

Summary by Type

June 30, 2023

Grouped by Fund

Security Type	Number of Investments	Par Value	Book Value	% of Portfolio	Average YTM 365	Average Days to Maturity
Fund: Stabilization						
Texpool	1	26,388,623.00	26,388,623.00	6.01	5.054	1
Subtotal	6	61,388,623.00	61,196,149.76	13.94	4.719	293
Total and Average	38	441,547,808.65	439,272,426.45	100.00	4.367	194



Collin Co Comm College Dist.
Fund BLDG - Building
Investments by Fund
June 30, 2023

Meeder Public Funds
 901 S. MoPac
 Suite 300
 Austin, TX 78746
 -

CUSIP	Investment #	Issuer	Purchase Date	Book Value	Par Value	Market Value	Current Rate	YTM 360	YTM 365	Maturity Date	Days To Maturity
Commercial Paper Disc. -Amortizing											
22533UXT5	10202	Credit Agricole CP	03/02/2023	4,916,088.89	5,000,000.00	4,909,690.00		5.382	5.457	10/27/2023	118
78009AB52	10205	Royal Bank of Canada CP	05/15/2023	9,692,183.33	10,000,000.00	9,653,500.00		5.323	5.397	02/05/2024	219
Subtotal and Average				14,608,272.22	15,000,000.00	14,563,190.00		5.343	5.418		185
Federal Agency Coupon Securities											
3133EN5Q9	10197	FFCB Note	01/11/2023	5,010,460.78	5,000,000.00	4,948,607.15	4.500	4.295	4.355	01/10/2025	559
3130ATUC9	10196	FHLB Note	01/10/2023	10,090,863.59	10,000,000.00	9,912,257.60	4.500	4.041	4.098	12/12/2025	895
3130ALJ70	10172	FHLB Call Note	03/12/2021	5,000,000.00	5,000,000.00	4,817,596.75	0.400	0.394	0.400	03/12/2024	255
3130AMT85	10175	FHLB Call Note	06/28/2021	10,000,000.00	10,000,000.00	9,505,436.40	0.400	0.394	0.400	06/28/2024	363
3130ANNS5	10176	FHLB Call Note	08/30/2021	5,000,000.00	5,000,000.00	4,720,642.55	0.500	0.493	0.500	08/28/2024	424
3130AQCM3	10178	FHLB Call Note	12/20/2021	5,000,000.00	5,000,000.00	4,691,676.60	1.000	0.986	1.000	12/20/2024	538
3130ARD24	10206	FHLB Call Note	05/24/2023	9,642,924.90	10,000,000.00	9,581,240.30	2.010	4.940	5.008	09/30/2024	457
Subtotal and Average				49,744,249.27	50,000,000.00	48,177,457.35		2.478	2.512		521
Treasury Coupon Securities											
912828YE4	10179	T Note	04/18/2022	4,931,432.23	5,000,000.00	4,767,773.45	1.250	2.432	2.466	08/31/2024	427
Subtotal and Average				4,931,432.23	5,000,000.00	4,767,773.45		2.433	2.467		427
TexStar											
2450	10007	TexStar	02/01/2016	29,370,641.27	29,370,641.27	29,370,641.27	5.076	5.006	5.076		1
Subtotal and Average				29,370,641.27	29,370,641.27	29,370,641.27		5.007	5.076		1
Texpool											
700001	10009	Texpool	02/01/2016	15,464,003.25	15,464,003.25	15,464,003.25	5.054	4.985	5.054		1
Subtotal and Average				15,464,003.25	15,464,003.25	15,464,003.25		4.985	5.054		1
Total Investments and Average				114,118,598.24	114,834,644.52	112,343,065.32		3.833	3.887		269

Fund BOND20 - 2020 Bond Series
Investments by Fund
June 30, 2023

CUSIP	Investment #	Issuer	Purchase Date	Book Value	Par Value	Market Value	Current Rate	YTM 360	YTM 365	Maturity Days To Date Maturity
Texpool										
700006A	10164	Texpool	04/29/2020	31,977,182.73	31,977,182.73	31,977,182.73	5.054	4.985	5.054	1
Subtotal and Average				31,977,182.73	31,977,182.73	31,977,182.73	4.985	5.054		1
Total Investments and Average				31,977,182.73	31,977,182.73	31,977,182.73	4.985	5.054		1

**Fund DS - Debt Service
Investments by Fund
June 30, 2023**

CUSIP	Investment #	Issuer	Purchase Date	Book Value	Par Value	Market Value	Current Rate	YTM 360	YTM 365	Maturity Days To Date Maturity
Texpool										
700004	10010	Texpool	02/01/2016	36,244,139.57	36,244,139.57	36,244,139.57	5.054	4.985	5.054	1
Subtotal and Average				36,244,139.57	36,244,139.57	36,244,139.57		4.985	5.054	1
Texas Range										
1291-01	10141	TexasDAILY	02/04/2019	0.00	0.00	0.00				1
Subtotal and Average				0.00	0.00	0.00		0.000	0.000	0
Total Investments and Average				36,244,139.57	36,244,139.57	36,244,139.57		4.985	5.054	1

**Fund OPER - Operating
Investments by Fund
June 30, 2023**

CUSIP	Investment #	Issuer	Purchase Date	Book Value	Par Value	Market Value	Current Rate	YTM 360	YTM 365	Maturity Date	Days To Maturity
Commercial Paper Disc. -Amortizing											
87019SYQ1	10203	Swedbank CP	03/02/2023	9,789,922.22	10,000,000.00	9,775,000.00		5.454	5.529	11/24/2023	146
Subtotal and Average				9,789,922.22	10,000,000.00	9,775,000.00		5.454	5.530		146
Federal Agency Coupon Securities											
31422XMV1	10177	FRMAC Call Note	10/04/2021	5,000,000.00	5,000,000.00	4,697,402.70	0.500	0.493	0.500	10/04/2024	461
3133ENYX2	10193	FFCB Note	07/25/2022	4,999,873.17	5,000,000.00	4,898,284.75	3.250	3.207	3.251	06/17/2024	352
3133ENZ94	10199	FFCB Note	01/19/2023	10,023,387.96	10,000,000.00	9,901,685.50	4.500	4.259	4.318	11/18/2024	506
3133EN7J3	10201	FFCB Note	02/02/2023	7,476,337.08	7,500,000.00	7,348,868.93	3.875	3.950	4.005	02/02/2026	947
3133EL5J9	10167	FFCB Call Note	09/16/2020	5,000,000.00	5,000,000.00	4,955,116.15	0.300	0.305	0.310	09/01/2023	62
3133EL6U3	10169	FFCB Call Note	09/16/2020	5,000,000.00	5,000,000.00	4,946,146.00	0.280	0.309	0.313	09/14/2023	75
3134GXZT4	10183	FHLMC Call Note	07/14/2022	5,000,000.00	5,000,000.00	4,862,221.05	4.000	3.945	4.000	07/14/2025	744
3135G03U5	10194	FNMA Note	08/05/2022	4,782,744.44	5,000,000.00	4,623,233.00	0.625	3.107	3.150	04/22/2025	661
3135G04Z3	10200	FNMA Note	01/23/2023	7,014,992.71	7,500,000.00	6,884,254.95	0.500	3.935	3.990	06/17/2025	717
Subtotal and Average				54,297,335.36	55,000,000.00	53,117,213.03		2.873	2.913		530
Treasury Coupon Securities											
91282CAW1	10180	T Note	05/16/2022	5,952,246.10	6,000,000.00	5,889,375.00	0.250	2.394	2.428	11/15/2023	137
91282CCC3	10181	T Note	05/16/2022	5,880,477.42	6,000,000.00	5,737,968.72	0.250	2.571	2.607	05/15/2024	319
912828ZT0	10182	T Note	06/15/2022	4,713,156.22	5,000,000.00	4,574,804.70	0.250	3.376	3.423	05/31/2025	700
Subtotal and Average				16,545,879.74	17,000,000.00	16,202,148.42		2.737	2.775		362
TexStar											
5450	10008	TexStar	02/01/2016	11,762,844.36	11,762,844.36	11,762,844.36	5.076	5.006	5.076		1
Subtotal and Average				11,762,844.36	11,762,844.36	11,762,844.36		5.007	5.076		1
Texpool											
700003	10011	Texpool	02/01/2016	98,150,486.59	98,150,486.59	98,150,486.59	5.054	4.985	5.054		1
Subtotal and Average				98,150,486.59	98,150,486.59	98,150,486.59		4.985	5.054		1
JPMorgan Chase											
7828	10012	JPMorgan Chase Commercial Chkg	02/01/2016	-146,759.30	-146,759.30	-146,759.30					1
Subtotal and Average				-146,759.30	-146,759.30	-146,759.30		0.000	0.000		1
Texas Range											
1291-00	10142	TexasDAILY	02/06/2019	5,336,647.18	5,336,647.18	5,336,647.18	5.100	5.030	5.100		1

**Fund OPER - Operating
Investments by Fund
June 30, 2023**

CUSIP	Investment #	Issuer	Purchase Date	Book Value	Par Value	Market Value	Current Rate	YTM 360	YTM 365	Maturity Days To Date Maturity
Subtotal and Average				5,336,647.18	5,336,647.18	5,336,647.18		5.030	5.100	1
Total Investments and Average				195,736,356.15	197,103,218.83	194,197,580.28		4.239	4.298	185

**Fund STABL - Stabilization
Investments by Fund
June 30, 2023**

CUSIP	Investment #	Issuer	Purchase Date	Book Value	Par Value	Market Value	Current Rate	YTM 360	YTM 365	Maturity Date	Days To Maturity
Commercial Paper Disc. -Amortizing											
62479MYQ0	10204	MUFG Bank CP	03/02/2023	9,789,922.22	10,000,000.00	9,773,370.00		5.454	5.529	11/24/2023	146
Subtotal and Average				9,789,922.22	10,000,000.00	9,773,370.00		5.454	5.530		146
Federal Agency Coupon Securities											
3133EN6A3	10198	FFCB Note	01/17/2023	10,027,207.43	10,000,000.00	9,826,957.50	4.000	3.831	3.885	01/13/2026	927
3130AWER7	10207	FHLB Note	06/12/2023	1,998,372.01	2,000,000.00	1,985,280.88	4.625	4.606	4.670	06/06/2025	706
3130AWER7	10208	FHLB Note	06/12/2023	7,993,536.69	8,000,000.00	7,941,123.52	4.625	4.605	4.669	06/06/2025	706
Subtotal and Average				20,019,116.13	20,000,000.00	19,753,361.90		4.218	4.277		816
Treasury Coupon Securities											
912828Y61	10192	T Note	07/20/2022	4,998,488.41	5,000,000.00	4,990,424.45	2.750	3.083	3.125	07/31/2023	30
Subtotal and Average				4,998,488.41	5,000,000.00	4,990,424.45		3.083	3.126		30
Texpool											
700005	10050	Texpool	01/24/2018	26,388,623.00	26,388,623.00	26,388,623.00	5.054	4.985	5.054		1
Subtotal and Average				26,388,623.00	26,388,623.00	26,388,623.00		4.985	5.054		1
Total Investments and Average				61,196,149.76	61,388,623.00	60,905,779.35		4.654	4.719		293



**Collin Co Comm College Dist.
Cash Reconciliation Report
For the Period June 1, 2023 - June 30, 2023**

Meeder Public Funds
901 S. MoPac
Suite 300
Austin, TX 78746
-

Trans. Date	Investment #	Fund	Trans. Type	Security ID	Par Value	Security Description	Maturity Date	Purchases	Interest	Redemptions	Cash
06/12/2023	10196	BLDG	Interest	3130ATUC9	10,000,000.00	FHLB 10.0M 4.50% Mat. 12/12/2025	12/12/2025	0.00	273,750.00	0.00	273,750.00
06/12/2023	10207	STABL	Purchase	3130AWER7	2,000,000.00	FHLB 2.0M 4.63% Mat. 06/06/2025	06/06/2025	-1,998,327.50	0.00	0.00	-1,998,327.50
06/12/2023	10208	STABL	Purchase	3130AWER7	8,000,000.00	FHLB 8.0M 4.63% Mat. 06/06/2025	06/06/2025	-7,993,360.00	0.00	0.00	-7,993,360.00
06/17/2023	10193	OPER	Interest	3133ENYX2	5,000,000.00	FFCB 5.0M 3.25% Mat. 06/17/2024	06/17/2024	0.00	81,250.00	0.00	81,250.00
06/17/2023	10200	OPER	Interest	3135G04Z3	7,500,000.00	FNMA 7.5M 0.50% Mat. 06/17/2025	06/17/2025	0.00	18,750.00	0.00	18,750.00
06/20/2023	10178	BLDG	Interest	3130AQCM3	5,000,000.00	FHLBC 5.0M 1.00% Mat. 12/20/2024	12/20/2024	0.00	25,000.00	0.00	25,000.00
06/28/2023	10175	BLDG	Interest	3130AMT85	10,000,000.00	FHLBC 10.0M 0.40% Mat.	06/28/2024	0.00	20,000.00	0.00	20,000.00
Subtotal								-9,991,687.50	418,750.00	0.00	-9,572,937.50
Total								-9,991,687.50	418,750.00	0.00	-9,572,937.50



Collin Co Comm College Dist.
Purchases Report
Sorted by Fund - Issuer
June 1, 2023 - June 30, 2023

Meeder Public Funds
 901 S. MoPac
 Suite 300
 Austin, TX 78746
 -

CUSIP	Investment #	Fund	Sec. Type	Issuer	Original Par Value	Purchase Date	Payment Periods	Principal Purchased	Accrued Interest at Purchase	Rate at Purchase	Maturity Date	YTM	Ending Book Value
Stabilization													
3130AWER7	10207	STABL	FAC	FHLB	2,000,000.00	06/12/2023	12/06 - 06/06	1,998,327.50		4.625	06/06/2025	4.670	1,998,372.01
3130AWER7	10208	STABL	FAC	FHLB	8,000,000.00	06/12/2023	12/06 - 06/06	7,993,360.00		4.625	06/06/2025	4.670	7,993,536.69
				Subtotal	10,000,000.00			9,991,687.50	0.00				9,991,908.70
				Total Purchases	10,000,000.00			9,991,687.50	0.00				9,991,908.70



Collin Co Comm College Dist.
Interest Earnings
Sorted by Fund - Fund
June 1, 2023 - June 30, 2023
Yield on Beginning Book Value

Meeder Public Funds
 901 S. MoPac
 Suite 300
 Austin, TX 78746
 -

CUSIP	Investment #	Fund	Security Type	Ending Par Value	Beginning Book Value	Ending Book Value	Maturity Date	Current Rate	Annualized Yield	Adjusted Interest Earnings		
										Interest Earned	Amortization/ Accretion	Adjusted Interest Earnings
Fund: Building												
3133EN5Q9	10197	BLDG	FAC	5,000,000.00	5,011,032.41	5,010,460.78	01/10/2025	4.500	4.414	18,750.00	-571.63	18,178.37
3130ATUC9	10196	BLDG	FAC	10,000,000.00	10,093,957.70	10,090,863.59	12/12/2025	4.500	4.147	37,500.00	-3,094.11	34,405.89
912828YE4	10179	BLDG	TRC	5,000,000.00	4,926,614.82	4,931,432.23	08/31/2024	1.250	2.448	5,095.11	4,817.41	9,912.52
2450	10007	BLDG	RRP	29,370,641.27	29,248,604.49	29,370,641.27		5.076	5.076	122,036.78	0.00	122,036.78
700001	10009	BLDG	RR2	15,464,003.25	15,234,078.20	15,464,003.25		5.054	5.060	63,355.05	0.00	63,355.05
3130ANNS5	10176	BLDG	FAC	5,000,000.00	5,000,000.00	5,000,000.00	08/28/2024	0.500	0.507	2,083.34	0.00	2,083.34
3130ARD24	10206	BLDG	FAC	10,000,000.00	9,619,066.87	9,642,924.90	09/30/2024	2.010	5.136	16,750.00	23,858.03	40,608.03
3130ALJ70	10172	BLDG	FAC	5,000,000.00	5,000,000.00	5,000,000.00	03/12/2024	0.400	0.406	1,666.67	0.00	1,666.67
3130AQC3M3	10178	BLDG	FAC	5,000,000.00	5,000,000.00	5,000,000.00	12/20/2024	1.000	1.014	4,166.67	0.00	4,166.67
3130AMT85	10175	BLDG	FAC	10,000,000.00	10,000,000.00	10,000,000.00	06/28/2024	0.400	0.406	3,333.33	0.00	3,333.33
22533UXT5	10202	BLDG	ACP	5,000,000.00	4,894,755.55	4,916,088.89	10/27/2023		5.303	0.00	21,333.34	21,333.34
78009AB52	10205	BLDG	ACP	10,000,000.00	9,650,016.66	9,692,183.33	02/05/2024		5.316	0.00	42,166.67	42,166.67
			Subtotal	114,834,644.52	113,678,126.70	114,118,598.24			3.888	274,736.95	88,509.71	363,246.66
Fund: 2020 Bond Series												
700006A	10164	BOND20	RR2	31,977,182.73	32,255,375.90	31,977,182.73		5.054	5.037	133,533.83	0.00	133,533.83
			Subtotal	31,977,182.73	32,255,375.90	31,977,182.73			5.037	133,533.83	0.00	133,533.83
Fund: Debt Service												
700004	10010	DS	RR2	36,244,139.57	33,697,542.73	36,244,139.57		5.054	5.192	143,791.22	0.00	143,791.22
			Subtotal	36,244,139.57	33,697,542.73	36,244,139.57			5.192	143,791.22	0.00	143,791.22
Fund: Operating												
3135G03U5	10194	OPER	FAC	5,000,000.00	4,772,732.67	4,782,744.44	04/22/2025	0.625	3.216	2,604.16	10,011.77	12,615.93
3135G04Z3	10200	OPER	FAC	7,500,000.00	6,994,383.33	7,014,992.71	06/17/2025	0.500	4.129	3,125.00	20,609.38	23,734.38
3133ENYX2	10193	OPER	FAC	5,000,000.00	4,999,862.17	4,999,873.17	06/17/2024	3.250	3.298	13,541.66	11.00	13,552.66
3133EN7J3	10201	OPER	FAC	7,500,000.00	7,475,574.58	7,476,337.08	02/02/2026	3.875	4.066	24,218.75	762.50	24,981.25
3133ENZ94	10199	OPER	FAC	10,000,000.00	10,024,799.71	10,023,387.96	11/18/2024	4.500	4.380	37,500.00	-1,411.75	36,088.25
91282CCC3	10181	OPER	TRC	6,000,000.00	5,869,237.05	5,880,477.42	05/15/2024	0.250	2.584	1,222.83	11,240.37	12,463.20
91282CAW1	10180	OPER	TRC	6,000,000.00	5,941,789.04	5,952,246.10	11/15/2023	0.250	2.392	1,222.83	10,457.06	11,679.89
912828ZT0	10182	OPER	TRC	5,000,000.00	4,700,862.92	4,713,156.22	05/31/2025	0.250	3.447	1,024.59	12,293.30	13,317.89

Collin Co Comm College Dist.

Interest Earnings

June 1, 2023 - June 30, 2023

CUSIP	Investment #	Fund	Security Type	Ending Par Value	Beginning Book Value	Ending Book Value	Maturity Date	Current Rate	Annualized Yield	Adjusted Interest Earnings		
										Interest Earned	Amortization/ Accretion	Adjusted Interest Earnings
Fund: Operating												
5450	10008	OPER	RRP	11,762,844.36	11,713,969.03	11,762,844.36		5.076	5.076	48,875.33	0.00	48,875.33
700003	10011	OPER	RR2	98,150,486.59	113,800,972.99	98,150,486.59		5.054	4.940	462,032.71	0.00	462,032.71
7828	10012	OPER	RR3	-146,759.30	324,168.98	-146,759.30				0.00	0.00	0.00
3134GXZT4	10183	OPER	FAC	5,000,000.00	5,000,000.00	5,000,000.00	07/14/2025	4.000	4.056	16,666.67	0.00	16,666.67
31422XMV1	10177	OPER	FAC	5,000,000.00	5,000,000.00	5,000,000.00	10/04/2024	0.500	0.507	2,083.34	0.00	2,083.34
3133EL5J9	10167	OPER	FAC	5,000,000.00	5,000,000.00	5,000,000.00	09/01/2023	0.300	0.304	1,250.00	0.00	1,250.00
3133EL6U3	10169	OPER	FAC	5,000,000.00	5,000,000.00	5,000,000.00	09/14/2023	0.280	0.284	1,166.67	0.00	1,166.67
1291-00	10142	OPER	RR5	5,336,647.18	5,314,354.37	5,336,647.18		5.100	5.104	22,292.81	0.00	22,292.81
87019SYQ1	10203	OPER	ACP	10,000,000.00	9,746,755.56	9,789,922.22	11/24/2023		5.388	0.00	43,166.66	43,166.66
Subtotal				197,103,218.83	211,679,462.40	195,736,356.15			4.288	638,827.35	107,140.29	745,967.64
Fund: Stabilization												
3133EN6A3	10198	STABL	FAC	10,000,000.00	10,028,102.42	10,027,207.43	01/13/2026	4.000	3.936	33,333.34	-894.99	32,438.35
3130AWER7	10207	STABL	FAC	2,000,000.00	0.00	1,998,372.01	06/06/2025	4.625	4.736	4,881.94	44.51	4,926.45
3130AWER7	10208	STABL	FAC	8,000,000.00	0.00	7,993,536.69	06/06/2025	4.625	4.736	19,527.78	176.69	19,704.47
912828Y61	10192	STABL	TRC	5,000,000.00	4,996,976.81	4,998,488.41	07/31/2023	2.750	3.143	11,395.03	1,511.60	12,906.63
700005	10050	STABL	RR2	26,388,623.00	36,254,644.51	26,388,623.00		5.054	4.217	125,665.99	0.00	125,665.99
62479MYQ0	10204	STABL	ACP	10,000,000.00	9,746,755.56	9,789,922.22	11/24/2023		5.388	0.00	43,166.66	43,166.66
Subtotal				61,388,623.00	61,026,479.30	61,196,149.76			4.314	194,804.08	44,004.47	238,808.55
Total				441,547,808.65	452,336,987.03	439,272,426.45			4.311	1,385,693.43	239,654.47	1,625,347.90



Collin Co Comm College Dist.
Amortization Schedule
June 1, 2023 - June 30, 2023
Sorted By Fund - Fund

Meeder Public Funds
 901 S. MoPac
 Suite 300
 Austin, TX 78746
 -

Investment #	Maturity Date	Beginning Par Value				Amounts Amortized				
Issuer	Fund	Amort. Date	Current Rate	Purchase Principal	Original Premium or Discount	Ending Book Value	And Unamortized As of 06/01/2023	Amount Amortized This Period	Amt Amortized Through 06/30/2023	Amount Unamortized Through 06/30/2023
Building										
10202 Credit Agricole CP	BLDG	10/27/2023	5,000,000.00	4,830,044.44	-169,955.56	4,916,088.89	64,711.11 -105,244.45	21,333.34	86,044.45	-83,911.11
10197 FFCB Note	BLDG	01/10/2025	5,000,000.00 4.500	5,013,700.00	13,700.00	5,010,460.78	-2,667.59 11,032.41	-571.63	-3,239.22	10,460.78
10196 FHLB Note	BLDG	12/12/2025	10,000,000.00 4.500	10,108,500.00	108,500.00	10,090,863.59	-14,542.30 93,957.70	-3,094.11	-17,636.41	90,863.59
10206 FHLB Call Note	BLDG	09/30/2024	10,000,000.00 2.010	9,613,500.00	-386,500.00	9,642,924.90	5,566.87 -380,933.13	23,858.03	29,424.90	-357,075.10
10205 Royal Bank of Canada CP	BLDG	02/05/2024	10,000,000.00	9,626,122.22	-373,877.78	9,692,183.33	23,894.44 -349,983.34	42,166.67	66,061.11	-307,816.67
10179 T Note	BLDG	08/31/2024	5,000,000.00 1.250	4,860,937.50	-139,062.50	4,931,432.23	65,677.32 -73,385.18	4,817.41	70,494.73	-68,567.77
			Subtotal	44,052,804.16	-947,195.84	44,283,953.72	142,639.85 -804,555.99	88,509.71	231,149.56	-716,046.28
Operating										
10193 FFCB Note	OPER	06/17/2024	5,000,000.00 3.250	4,999,750.00	-250.00	4,999,873.17	112.17 -137.83	11.00	123.17	-126.83
10199 FFCB Note	OPER	11/18/2024	10,000,000.00 4.500	10,031,011.40	31,011.40	10,023,387.96	-6,211.69 24,799.71	-1,411.75	-7,623.44	23,387.96
10201 FFCB Note	OPER	02/02/2026	7,500,000.00 3.875	7,472,550.00	-27,450.00	7,476,337.08	3,024.58 -24,425.42	762.50	3,787.08	-23,662.92
10167 FFCB Call Note	OPER	09/01/2023 09/01/2021	5,000,000.00 0.300	4,998,500.00	-1,500.00	5,000,000.00	1,500.00 0.00	0.00	1,500.00	0.00
10169 FFCB Call Note	OPER	09/14/2023 09/14/2021	5,000,000.00 0.280	4,995,000.00	-5,000.00	5,000,000.00	5,000.00 0.00	0.00	5,000.00	0.00
10194 FNMA Note	OPER	04/22/2025	5,000,000.00 0.625	4,673,949.80	-326,050.20	4,782,744.44	98,782.87 -227,267.33	10,011.77	108,794.64	-217,255.56
10200 FNMA Note	OPER	06/17/2025	7,500,000.00 0.500	6,906,450.00	-593,550.00	7,014,992.71	87,933.33 -505,616.67	20,609.38	108,542.71	-485,007.29
10203 Swedbank CP	OPER	11/24/2023	10,000,000.00	9,615,816.67	-384,183.33	9,789,922.22	130,938.89 -253,244.44	43,166.66	174,105.55	-210,077.78
10180 T Note	OPER	11/15/2023	6,000,000.00 0.250	5,808,984.38	-191,015.62	5,952,246.10	132,804.66 -58,210.96	10,457.06	143,261.72	-47,753.90
10181 T Note	OPER	05/15/2024	6,000,000.00 0.250	5,726,484.38	-273,515.62	5,880,477.42	142,752.67 -130,762.95	11,240.37	153,993.04	-119,522.58

**Collin Co Comm College Dist.
Amortization Schedule
June 1, 2023 - June 30, 2023**

Investment #	Maturity Date	Beginning Par Value				Amounts Amortized				
Issuer	Fund	Amort. Date	Current Rate	Purchase Principal	Original Premium or Discount	Ending Book Value	And Unamortized As of 06/01/2023	Amount Amortized This Period	Amt Amortized Through 06/30/2023	Amount Unamortized Through 06/30/2023
Operating										
10182 T Note	OPER	05/31/2025	5,000,000.00 0.250	4,557,031.25	-442,968.75	4,713,156.22	143,831.67 -299,137.08	12,293.30	156,124.97	-286,843.78
			Subtotal	69,785,527.88	-2,214,472.12	70,633,137.32	740,469.15 -1,474,002.97	107,140.29	847,609.44	-1,366,862.68
Stabilization										
10198 FFCB Note	STABL	01/13/2026	10,000,000.00 4.000	10,032,100.00	32,100.00	10,027,207.43	-3,997.58 28,102.42	-894.99	-4,892.57	27,207.43
10207 FHLB Note	STABL	06/06/2025	2,000,000.00 4.625	1,998,327.50	-1,672.50	1,998,372.01	0.00 -1,672.50	44.51	44.51	-1,627.99
10208 FHLB Note	STABL	06/06/2025	8,000,000.00 4.625	7,993,360.00	-6,640.00	7,993,536.69	0.00 -6,640.00	176.69	176.69	-6,463.31
10204 MUFG Bank CP	STABL	11/24/2023	10,000,000.00	9,615,816.67	-384,183.33	9,789,922.22	130,938.89 -253,244.44	43,166.66	174,105.55	-210,077.78
10192 T Note	STABL	07/31/2023	5,000,000.00 2.750	4,981,054.69	-18,945.31	4,998,488.41	15,922.12 -3,023.19	1,511.60	17,433.72	-1,511.59
			Subtotal	34,620,658.86	-379,341.14	34,807,526.76	142,863.43 -236,477.71	44,004.47	186,867.90	-192,473.24
			Total	148,458,990.90	-3,541,009.10	149,724,617.80	1,025,972.43 -2,515,036.67	239,654.47	1,265,626.90	-2,275,382.20



Collin Co Comm College Dist.
Projected Cashflow Report
Sorted by Fund
For the Period July 1, 2023 - January 31, 2024

Meeder Public Funds
 901 S. MoPac
 Suite 300
 Austin, TX 78746
 -

Projected Trans. Date	Investment #	Fund	Security ID	Transaction Type	Issuer	Par Value	Original Cost	Principal	Interest	Total
Building										
07/10/2023	10197	BLDG	3133EN5Q9	Interest	FFCB Note	0.00	0.00	0.00	112,500.00	112,500.00
07/12/2023	10172	BLDG	3130ALJ70	Call	FHLB Call Note	5,000,000.00	5,000,000.00	5,000,000.00	0.00	5,000,000.00
08/28/2023	10176	BLDG	3130ANNS5	Interest	FHLB Call Note	0.00	0.00	0.00	12,500.00	12,500.00
08/28/2023	10176	BLDG	3130ANNS5	Call	FHLB Call Note	5,000,000.00	5,000,000.00	5,000,000.00	0.00	5,000,000.00
08/31/2023	10179	BLDG	912828YE4	Interest	T Note	0.00	0.00	0.00	31,250.00	31,250.00
09/12/2023	10172	BLDG	3130ALJ70	Interest	FHLB Call Note	0.00	0.00	0.00	10,000.00	10,000.00
09/20/2023	10178	BLDG	3130AQCM3	Call	FHLB Call Note	5,000,000.00	5,000,000.00	5,000,000.00	0.00	5,000,000.00
09/28/2023	10175	BLDG	3130AMT85	Call	FHLB Call Note	10,000,000.00	10,000,000.00	10,000,000.00	0.00	10,000,000.00
09/30/2023	10206	BLDG	3130ARD24	Interest	FHLB Call Note	0.00	0.00	0.00	100,500.00	100,500.00
09/30/2023	10206	BLDG	3130ARD24	Call	FHLB Call Note	10,000,000.00	9,613,500.00	10,000,000.00	0.00	10,000,000.00
10/27/2023	10202	BLDG	22533UXT5	Maturity	Credit Agricole CP	5,000,000.00	4,830,044.44	5,000,000.00	0.00	5,000,000.00
12/12/2023	10196	BLDG	3130ATUC9	Interest	FHLB Note	0.00	0.00	0.00	225,000.00	225,000.00
12/20/2023	10178	BLDG	3130AQCM3	Interest	FHLB Call Note	0.00	0.00	0.00	25,000.00	25,000.00
12/28/2023	10175	BLDG	3130AMT85	Interest	FHLB Call Note	0.00	0.00	0.00	20,000.00	20,000.00
01/10/2024	10197	BLDG	3133EN5Q9	Interest	FFCB Note	0.00	0.00	0.00	112,500.00	112,500.00
Total for Building						40,000,000.00	39,443,544.44	40,000,000.00	649,250.00	40,649,250.00
Operating										
07/04/2023	10177	OPER	31422XMV1	Call	FRMAC Call Note	5,000,000.00	5,000,000.00	5,000,000.00	0.00	5,000,000.00
07/14/2023	10183	OPER	3134GXZT4	Interest	FHLMC Call Note	0.00	0.00	0.00	100,000.00	100,000.00
07/14/2023	10183	OPER	3134GXZT4	Call	FHLMC Call Note	5,000,000.00	5,000,000.00	5,000,000.00	0.00	5,000,000.00
08/02/2023	10201	OPER	3133EN7J3	Interest	FFCB Note	0.00	0.00	0.00	145,312.50	145,312.50
09/01/2023	10167	OPER	3133EL5J9	Maturity	FFCB Call Note	5,000,000.00	4,998,500.00	5,000,000.00	7,500.00	5,007,500.00
09/14/2023	10169	OPER	3133EL6U3	Maturity	FFCB Call Note	5,000,000.00	4,995,000.00	5,000,000.00	7,000.00	5,007,000.00
10/04/2023	10177	OPER	31422XMV1	Interest	FRMAC Call Note	0.00	0.00	0.00	12,500.00	12,500.00
10/22/2023	10194	OPER	3135G03U5	Interest	FNMA Note	0.00	0.00	0.00	15,625.00	15,625.00
11/15/2023	10180	OPER	91282CAW1	Maturity	T Note	6,000,000.00	5,808,984.38	6,000,000.00	7,500.00	6,007,500.00
11/15/2023	10181	OPER	91282CCC3	Interest	T Note	0.00	0.00	0.00	7,500.00	7,500.00
11/18/2023	10199	OPER	3133ENZ94	Interest	FFCB Note	0.00	0.00	0.00	225,000.00	225,000.00
11/24/2023	10203	OPER	87019SYQ1	Maturity	Swedbank CP	10,000,000.00	9,615,816.67	10,000,000.00	0.00	10,000,000.00
11/30/2023	10182	OPER	912828ZT0	Interest	T Note	0.00	0.00	0.00	6,250.00	6,250.00
12/17/2023	10193	OPER	3133ENYX2	Interest	FFCB Note	0.00	0.00	0.00	81,250.00	81,250.00
12/17/2023	10200	OPER	3135G04Z3	Interest	FNMA Note	0.00	0.00	0.00	18,750.00	18,750.00
01/14/2024	10183	OPER	3134GXZT4	Interest	FHLMC Call Note	0.00	0.00	0.00	100,000.00	100,000.00

Collin Co Comm College Dist.
Projected Cashflow Report
For the Period July 1, 2023 - January 31, 2024

Projected Trans. Date	Investment #	Fund	Security ID	Transaction Type	Issuer	Par Value	Original Cost	Principal	Interest	Total
Total for Operating						36,000,000.00	35,418,301.05	36,000,000.00	734,187.50	36,734,187.50
Stabilization										
07/13/2023	10198	STABL	3133EN6A3	Interest	FFCB Note	0.00	0.00	0.00	200,000.00	200,000.00
07/31/2023	10192	STABL	912828Y61	Maturity	T Note	5,000,000.00	4,981,054.69	5,000,000.00	68,750.00	5,068,750.00
11/24/2023	10204	STABL	62479MYQ0	Maturity	MUFG Bank CP	10,000,000.00	9,615,816.67	10,000,000.00	0.00	10,000,000.00
12/06/2023	10207	STABL	3130AWER7	Interest	FHLB Note	0.00	0.00	0.00	44,708.33	44,708.33
12/06/2023	10208	STABL	3130AWER7	Interest	FHLB Note	0.00	0.00	0.00	178,833.33	178,833.33
01/13/2024	10198	STABL	3133EN6A3	Interest	FFCB Note	0.00	0.00	0.00	200,000.00	200,000.00
Total for Stabilization						15,000,000.00	14,596,871.36	15,000,000.00	692,291.66	15,692,291.66
GRAND TOTALS:						91,000,000.00	89,458,716.85	91,000,000.00	2,075,729.16	93,075,729.16

Disclosures



Meeder Public Funds, Inc., is a registered investment adviser with the Securities and Exchange Commission (SEC) under the Investment Advisers Act of 1940. Registration with the SEC does not imply a certain level of skill or training. The opinions expressed in this presentation are those of Meeder Public Funds, Inc. The material presented has been derived from sources considered to be reliable, but the accuracy and completeness cannot be guaranteed.

Meeder provides monthly statements for its investment management clients to provide information about the investment portfolio. The information should not be used for audit or confirmation purposes. Please review your custodial statements and report any inaccuracies or discrepancies.

Certain information and data have been supplied by unaffiliated third parties. Although Meeder believes the information is reliable, it cannot warrant the accuracy of information offered by third parties. Market value may reflect prices received from pricing vendors when current market quotations are not available. Prices may not reflect firm bids or offers and may differ from the value at which the security can be sold.

Statements may include positions from unmanaged accounts provided for reporting purposes. Unmanaged accounts are managed directly by the client and are not included in the accounts managed by the investment adviser. This information is provided as a client convenience and the investment adviser assumes no responsibility for performance of these accounts or the accuracy of the data reported.

Investing involves risk. Past performance is no guarantee of future results. Debt and fixed income securities are subject to credit and interest rate risk. The investment return and principal value of an investment will fluctuate so that an investors shares, when redeemed, may be worth more or less than their original cost. Current performance may be lower or higher than the performance data quoted.

Investment advisory services are provided through Meeder Public Funds, Inc. Please contact us if you would like to receive a copy of our current ADV disclosure brochure or privacy policy.

Meeder Public Funds

Barton Oaks Plaza I
901 S. MoPac Expy
Suite 300
Austin, Texas
78746

866.633.3371