

Nueces County Hospital District  
 Quarterly Investment Report  
 January 1, 2020 - March 31, 2020

Summary Holdings Statistics:

Portfolio as of December 31, 2019		Portfolio as of March 31, 2020	
Beginning Book Value	\$124,202,497	Ending Book Value	\$138,570,925
Beginning Market Value	\$124,211,730	Ending Market Value	\$138,620,893
Unrealized Gain/Loss	\$9,233	Unrealized Gain/Loss	\$49,968
Beginning WAM	177 Days	Ending WAM	129 Days
Beginning WAY	1.716%	Ending WAY	1.223%
Change in Market Value	\$14,409,163 <sup>1</sup>		
Investment Income for Period	\$500,131		
Quarter Average Yield - NCHD	1.532%		
Quarter Average Yield - 6 Mth T-Bill	1.110%		

This report is in compliance with Nueces County Hospital District's investment policy and strategies and in accordance with the Public Funds Investment Act.

INVESTMENT OFFICERS:

  
 JONNY F. HIPPI, ADMINISTRATOR

  
 BELINDA CHISM, ASSISTANT ADMINISTRATOR

  
 DONNA LITTLEFIELD, DIRECTOR OF ACCOUNTING & FINANCE

Notes

1. Change in Market Value is required data, but will primarily reflect the receipt and expenditure of the District's funds from quarter to quarter.

Nueces County Hospital District  
Inventory Report - Holdings by Fund  
As of: 03/31/2020

Settle Date	Maturity Date	Location	Security	CUSIP	Avg Yield/ Coupon	Purchase Price	PAR	Beginning Book Value 12/31/2019	Beginning Market Value 12/31/2019	Ending Book Value 03/31/2020	Ending Market 03/31/2020	Gain/Loss	Accrued Interest	Yield Y-T-M	Days to Maturity
<b>Indigent Care Fund</b>															
03/31/2020	04/01/2020	TexPool	Investment Pool	#00002	1.003%	7,810,310	7,810,310	11,877,243	11,877,243	7,810,310	7,810,310	0	0	1.003%	1
03/31/2020	04/01/2020	LOGIC	Investment Pool		1.426%	11,391,503	11,391,503	9,278,045	9,278,045	11,391,503	11,391,503	0	0	1.426%	1
03/31/2020	04/01/2020	TexSTAR	Investment Pool		0.957%	10,715,900	10,715,900	8,673,664	8,673,664	10,715,900	10,715,900	0	0	0.957%	1
03/26/2019	03/25/2022	Safekkeeping	FAMCA - 1x Call	31422BDZ0	2.610%	0	0	3,999,907	4,004,984	0	0	0	0	2.620%	0
10/01/2019	06/23/2021	Safekkeeping	FHLB - Qtrly Call	3130AH5N9	2.000%	0	0	2,999,857	3,002,394	0	0	(0)	0	2.006%	0
10/28/2019	10/28/2022	Safekkeeping	FNMA - Qtrly Call	3135GOW90	1.950%	4,000,000	4,000,000	4,000,000	4,000,172	4,000,000	4,001,032	1,032	32,933	1.950%	941
10/30/2019	10/28/2022	Safekkeeping	FNMA - Qtrly Call	3135GOW90	1.950%	3,998,600	4,000,000	3,999,080	4,000,172	3,999,783	4,001,032	1,249	32,933	1.962%	941
11/14/2019	11/14/2022	Safekkeeping	FFCB - Cont. Call	3133EK5V4	1.840%	0	0	3,997,065	3,997,332	0	0	0	0	1.890%	0
12/06/2019	03/02/2020	Safekkeeping	CP - Boeing	09702LC29	0.000%	0	0	2,989,563	2,989,563	0	0	0	0	2.030%	0
12/19/2019	12/19/2022	Safekkeeping	FHLB - Qtrly Call	3130AHPB3	1.800%	4,000,000	4,000,000	4,000,000	4,000,088	4,000,000	4,009,700	9,700	20,200	1.800%	993
02/27/2020	05/12/2020	Safekkeeping	CP - Mountcliff Fndg	62455AEC7	0.000%	3,986,417	4,000,000	0	0	3,992,393	3,992,393	0	0	1.636%	42
02/28/2020	02/28/2023	Safekkeeping	FHLB - Qtrly Call	3130AJA33	1.800%	5,000,000	5,000,000	5,000,000	5,000,000	5,000,000	5,005,475	5,475	8,000	1.800%	1,064
03/25/2020	08/27/2020	Safekkeeping	State of Texas Tax Note	882724PY7	4.000%	5,024,850	5,000,000	0	0	5,023,888	5,056,400	32,512	113,707	2.750%	149
		Subtotal				55,927,580	55,917,713	55,823,658	55,933,778	55,983,745	49,967	207,773	1.547%	318	

<b>Tobacco Settlement Fund</b>															
03/31/2020	04/01/2020	TexPool	Investment Pool	#00007	1.003%	492	492	490	490	492	492	0	0	1.003%	1
		Subtotal				492	492	490	490	492	492	0	0	1.003%	1

<b>Employee Health Benefits Trust Fund</b>															
03/31/2020	04/01/2020	Frost Trust	Short Term Treasury	Invesco	0.790%	143,128	143,128	142,779	142,779	143,128	143,128	0	99	0.790%	1
		Subtotal				143,128	143,128	142,779	142,779	143,128	143,128	0	99	0.790%	1

<b>General Fund</b>															
03/31/2020	04/01/2020	Cash on hand	Petty Cash		0.000%	150	150	150	150	150	150	0	0	0.000%	1
03/31/2020	04/01/2020	TexPool	Investment Pool	#00004	1.003%	48,660,254	48,660,254	30,957,543	30,957,543	48,660,254	48,660,254	0	0	1.003%	1
03/31/2020	04/01/2020	TexPool	Investment Pool	#00009	1.003%	33,332,617	33,332,617	36,669,793	36,669,793	33,332,617	33,332,617	0	0	1.003%	1
03/31/2020	04/01/2020	Frost Bank	Commercial Checking	664025679	1.190%	498,991	498,991	615,837	615,837	498,991	498,991	0	0	1.190%	1
03/31/2020	04/01/2020	Frost Bank	Commercial Checking	664027221	1.190%	1,515	1,515	1,480	1,480	1,515	1,515	0	0	1.190%	1
		Subtotal				82,493,527	82,493,527	68,244,804	68,244,804	82,493,527	82,493,527	0	0	1.005%	1

<b>TOTAL PORTFOLIO</b>															
						138,564,727	138,554,860	124,202,497	124,211,730	138,570,925	138,620,893	49,967	207,872	1.223%	129
														WAY	WAM

Nueces County Hospital District  
Investment Transaction Activity  
January 1, 2020 - March 31, 2020

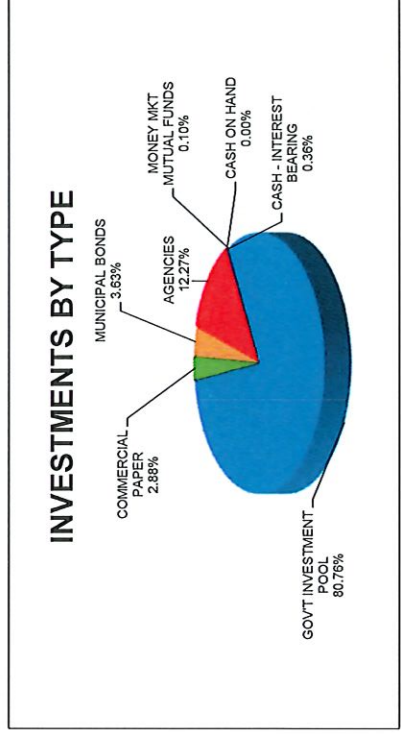
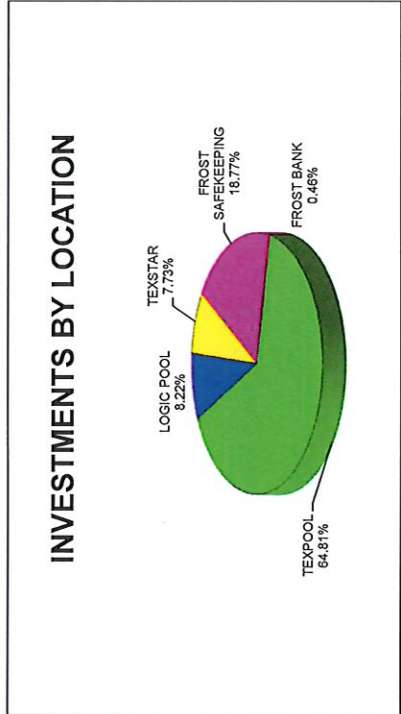
Settle Date	Maturity	Call Date	Type	CUSIP	Coupon	Price	Par	Principal	Acc'd Interest	Total Settlement	Yield to Mat/Call	Broker
<b>Purchases</b>												
02/27/2020	05/12/2020	n/a	CP-Mountcliff Funding	62455AEC7	0.000%	99.6604	4,000,000.00	3,986,416.67	0.00	3,986,416.67	1.636%	RBC Capital Mkts
02/28/2020	02/28/2023	05/28/2020	FHLB - Qtrly Call	3130AJA33	1.800%	100.0000	5,000,000.00	5,000,000.00	0.00	5,000,000.00	1.800%	Intl FC Stone
03/25/2020	08/27/2020	n/a	State of Texas Tax Note	882724PY7	4.000%	100.4970	5,000,000.00	5,024,850.00	110,928.96	5,135,778.96	2.750%	Oppenheimer
<b>Total Purchases:</b>							<b>14,000,000.00</b>	<b>14,011,266.67</b>	<b>110,928.96</b>	<b>14,122,195.63</b>		
<b>Maturities/Calls</b>												
12/06/2019	03/02/2020	n/a	CP - Boeing	09702LC29	0.000%	99.51183	3,000,000.00	2,985,355.00	0.00	3,000,000.00	2.030%	BofA Securities
11/14/2019	11/14/2022	03/03/2020	FFCB - Cont. Call	3133EK5V4	1.840%	99.8500	4,000,000.00	3,994,000.00	22,284.44	4,022,284.44	1.89%/2.44%	Intl FC Stone
10/01/2019	06/23/2021	03/23/2020	FHLB - Qtrly Call	3130AHSN9	2.000%	99.9900	3,000,000.00	2,999,700.00	30,000.00	3,030,000.00	2.006%/2.02%	Mizuho Securities
03/26/2019	n/a	03/25/2020	FAMCA - 1X Call	31422BDZ0	2.610%	99.9900	4,000,000.00	3,999,600.00	52,200.00	4,052,200.00	2.61%/2.62%	Mizuho Securities
<b>Total Maturities/Calls:</b>							<b>14,000,000.00</b>	<b>13,978,655.00</b>	<b>104,484.44</b>	<b>14,104,484.44</b>		

NUECES COUNTY HOSPITAL DISTRICT  
 INVESTMENTS SUMMARY BY LOCATION & TYPE  
 FY 2020 2ND QUARTER (JANUARY 1 - MARCH 31, 2020)

	FROST BANK	TEXPOOL	LOGIC	TEXSTAR	FROST SAFEKEEPING	TOTAL	PERCENT BY TYPE OF INVESTMENT
CASH ON HAND	\$150	\$0	\$0	\$0	\$0	\$150	0.00%
CASH - INTEREST BEARING	\$500,506	\$0	\$0	\$0	\$0	\$500,506	0.36%
MONEY MKT MUTUAL FUNDS	\$143,128	\$0	\$0	\$0	\$0	\$143,128	0.10%
GOV'T INVESTMENT POOLS	\$0	\$89,803,673	\$11,391,503	\$10,715,900	\$0	\$111,911,076	80.76%
COMMERCIAL PAPER	\$0	\$0	\$0	\$0	\$3,992,393	\$3,992,393	2.88%
CERTIFICATES OF DEPOSIT	\$0	\$0	\$0	\$0	\$0	\$0	0.00%
MUNICIPAL BONDS	\$0	\$0	\$0	\$0	\$5,023,888	\$5,023,888	3.63%
TREASURY NOTES AND BONDS	\$0	\$0	\$0	\$0	\$0	\$0	0.00%
AGENCIES	\$0	\$0	\$0	\$0	\$16,999,783	\$16,999,783	12.27%
<b>TOTAL INVESTMENTS</b>	<b>\$643,785</b>	<b>\$89,803,673</b>	<b>\$11,391,503</b>	<b>\$10,715,900</b>	<b>\$26,016,064</b>	<b>\$138,570,925</b>	<b>100.00%</b>

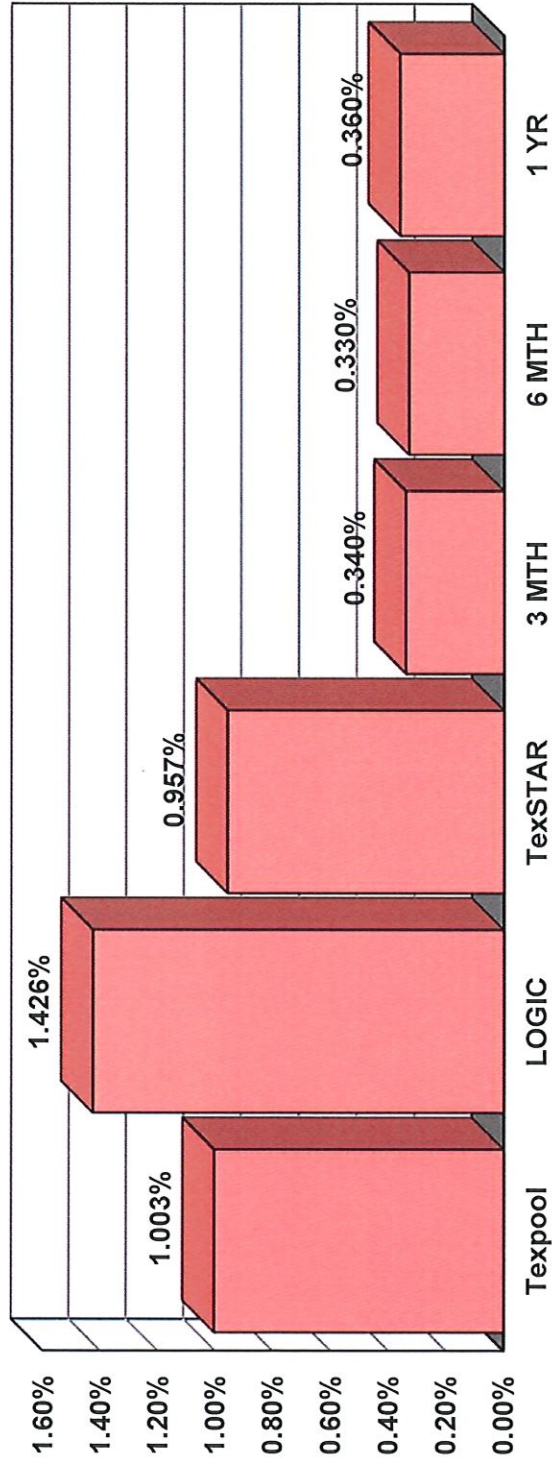
PERCENT BY HOLDER OF INVESTMENTS

FROST BANK	0.46%
TEXPOOL	64.81%
LOGIC	8.22%
TEXSTAR	7.73%
FROST SAFEKEEPING	18.77%
TOTAL	100.00%



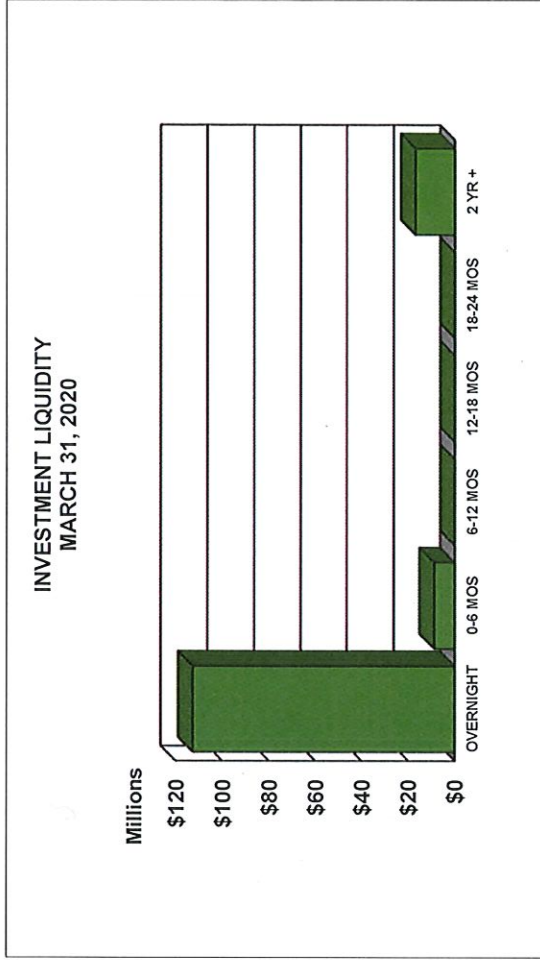


# NUECES COUNTY HOSPITAL DISTRICT POOL RATES V. TREASURIES MARCH 31, 2020



**NUECES COUNTY HOSPITAL DISTRICT  
 INVESTMENT SUMMARY BY LIQUIDITY  
 FY 2020 2ND QUARTER (JANUARY 1 - MARCH 31, 2020)**

<u>INVESTMENT-YRS TO MATURITY</u>	<u>AMOUNT</u>	
CASH & CASH EQUIVALENTS	\$112,554,860	81.2%
MATURES IN 0-6 MONTHS	\$9,016,281	6.5%
MATURES IN 6-12 MONTHS	\$0	0.0%
MATURES IN 12-18 MONTHS	\$0	0.0%
MATURES IN 18-24 MONTHS	\$0	0.0%
MATURES IN OVER 2 YEARS	\$16,999,783	12.3%
<b>TOTAL</b>	<b>\$138,570,925</b>	<b>100.0%</b>



# NUECES COUNTY HOSPITAL DISTRICT QUARTERLY BENCHMARK COMPARISON MARCH 31, 2020

