

**BOARD OF TRUSTEES
AGENDA**

<input type="checkbox"/> Workshop	<input checked="" type="checkbox"/> Regular	<input type="checkbox"/> Special
-----------------------------------	---	----------------------------------

- (A) Report Only Recognition

Presenter(s): ISMAEL MIJARES, DEPUTY SUPERINTENDENT FOR BUSINESS & FINANCE

Briefly describe the subject of the report or recognition presentation.

REVIEW INVESTMENT OFFICER'S QUARTERLY REPORT OF INVESTMENT TRANSACTIONS FOR ALL FUNDS FOR THE QUARTER ENDED MAY 31, 2024.

- (B) Action Item

Presenter(s):

Briefly describe the action required.

- (C) **Funding source: Identify the source of funds if any are required.**

- (D) **Clarification: Explain any question or issues that might be raised regarding this item.**

THE QUARTERLY INVESTMENT REPORT IS BEING PREPARED IN ACCORDANCE WITH BOARD POLICY CDA (LOCAL).



EAGLE PASS INDEPENDENT SCHOOL DISTRICT

TO: Samuel Mijares, Superintendent
FROM: Ismael Mijares
Deputy Superintendent for Business & Finance-Investment Officer
DATE: June 27, 2024
SUBJECT: ***QUARTERLY INVESTMENT REPORT***

Attached is the District’s Quarterly Investment Report in accordance with Board Policy CDA (Local). The Report includes statements for the period ending May 31, 2024. The following is a summary of the amounts invested in various accounts.

LONESTAR INVESTMENT POOL - CORPORATE OVERNIGHT PLUS FUND

ELEMENTARY FUND	109,409.01
GENERAL FUND	103,787,592.82
INTEREST & SINKING FUND	3,719,934.15
TOTAL:	<u>\$107,616,935.98</u>

The grand total of the District’s investments on May 31, 2024 was \$107,616,935.98
The market value of these investments as of May 31, 2024 was \$107,596,992.23

Eagle Pass Independent School District

Schedule of Investments and Market Values

May 31, 2024

LONESTAR INVESTMENT POOL - **CORPORATE OVERNIGHT PLUS FUND:**

Account	Investments 5/31/2023	3 mth. Avg. Annual Yield	Market Values 5/31/2023	Investments 5/31/2024	3 mth. Avg. Annual Yield	Market Values 5/31/2024
Elementary Fund	149,898.74	2.50%	149,875.23	109,409.01	5.48%	109,388.73
General Fund	100,724,932.92	2.50%	100,709,136.47	103,787,592.82	5.48%	103,768,358.73
Interest & Sinking Fund	3,866,364.02	2.50%	3,865,757.67	3,719,934.15	5.48%	3,719,244.77
TOTAL OF INVESTMENTS	\$104,741,195.68	2.50%	\$104,724,769.37	\$107,616,935.98	5.48%	\$107,596,992.23

OTHER YIELD AVERAGES:

	05/31/2023*	08/31/2023**	11/30/2023*	02/29/2024*	05/31/2024*
Lonestar Investment Pool-Corporate Overnight Plus Fund	5.03%	4.58%	5.62%	5.59%	5.48%
Wall Street Journal 91-Day US Treasury Bill	4.91%	4.56%	5.31%	5.23%	5.24%
Wall Street Journal 6-Month US Treasury Bill	4.86%	4.71%	5.29%	5.08%	5.14%
Cash in bank accounts	2.45%	2.20%	2.91%	3.56%	3.56%

* 3-Month Average

** 12-Month Average

NOTE:

Cash in bank accounts as of 05/31/24--\$10,038,619.89: Food Service Fund \$2,634,215.18; General Operating Fund \$7,345,872.39; AND I&S Fund \$58,532.32.

Federal Deposit Insurance Corporation and Market Value of Pledged Amount: \$250,000 + \$15,017,776.00 = **\$15,267,776.00**

EAGLE PASS INDEPENDENT SCHOOL DISTRICT
Schedule of Investments and Interest Earned
For Quarter Ending May 31, 2024

Fund	Fund Code	Account Type	Account Balance as of 05/31/2023	Interest Earned 03/01/2023 to 5/31/2023	Account Balance as of 05/31/2024	Interest Earned 03/01/2024 to 5/31/2024
Elementary Fund	865	Corporate Overnight Plus Fund	149,898.74	1,911.91	109,409.01	1,555.96
General Fund	199	Corporate Overnight Plus Fund	100,724,932.92	1,312,551.95	103,787,592.82	1,464,023.43
Interest & Sinking Fund	518	Corporate Overnight Plus Fund	3,866,364.02	48,065.26	3,719,934.15	49,183.93
		Total Invested/Interest Earned	<u>104,741,195.68</u>	<u>1,362,529.12</u>	<u>107,616,935.98</u>	<u>1,514,763.32</u>

Fund	Fund Code	Account Type	Account Balance as of 05/31/2023	Interest Earned 09/01/2022 to 5/31/2023	Account Balance as of 05/31/2024	Interest Earned 09/01/2023 to 5/31/2024
Elementary Fund	865	Corporate Overnight Plus Fund	149,898.74	5,007.84	109,409.01	4,939.90
General Fund	199	Corporate Overnight Plus Fund	100,724,932.92	3,109,784.22	103,787,592.82	4,159,439.12
Interest & Sinking Fund	518	Corporate Overnight Plus Fund	3,866,364.02	93,660.05	3,719,934.15	116,132.32
		Total Invested/Interest Earned	<u>104,741,195.68</u>	<u>3,208,452.11</u>	<u>107,616,935.98</u>	<u>4,280,511.34</u>

EAGLE PASS INDEPENDENT SCHOOL DISTRICT

Quarter Ending: 05/31/2024

Cash in Bank Accounts

Food Service Fund		2,634,215.18
General Fund		
Tax Collections-Escrow Account	344,545.03	
Designated Purpose Fund	124,716.02	
Tax Collections-Credit Card/ACH Payments	132,390.28	
Payroll Fund	3,964,450.91	
Disbursement Fund	1,088,824.11	
Elementary Fund	591,750.24	
Health Insurance Fund	962,229.06	
General Operating	136,966.74	7,345,872.39
I & S Fund-Bond Series		58,532.32
	Total	10,038,619.89

* Federal Deposit Insurance Corporation	250,000.00
** Pledged Amount (LOC)	15,017,776.00
TOTAL	15,267,776.00
Amount Over/(Under) Pledged	5,229,156.11

* Federal Deposit Insurance Corporation (FDIC) amount provided by the U.S. government as collateral to insure deposits.

** Irrevocable Letter of Credit (ILOC) amount provided by PNC as collateral to protect deposits as required by the Public Funds Investment Act. The ILOC issued by PNC Bank is held independently by the Federal Home Loan Bank of Atlanta and the school district is the only entity that is entitled to draw funds against it should the bank fail.

Checking Account Interest Rates			3-Month
Mar-2024	Apr-2024	May-2024	Average
3.56%	3.56%	3.56%	3.56%

CD Interest Rates*		
3-Month	6-Month	9-Month
N/A	N/A	N/A

PNC will evaluate each CD rate solicitation upon request.

* rates as of May 31, 2024

PNC BANK
EAGLE PASS INDEPENDENT SCHOOL DISTRICT
DEPOSITORY CONTRACT
LIMITS

PLEGGED AMOUNT:

FDIC	\$	250,000.00
SECURITIES: Book Value		-
Market Value		-
Letter of credit (LOC)	\$	15,017,776.00

Total Collateral \$ 15,267,776.00

BANK ACCOUNT BALANCES AS OF: May 31, 2024

Designated Purpose Fund	49-4465-6283	124,716.02
Disbursement Fund	49-4465-7868	1,088,824.11
Elementary Fund	49-4465-7876	591,750.24
Tax Collections-Escrow Account	49-4249-5711	344,545.03
Food Service Fund	49-4465-6291	2,634,215.18
General Operating Fund	49-4466-4734	136,966.74
Health Insurance Fund	49-4343-8815	962,229.06
I&S Fund	49-4465-7884	58,532.32
Payroll Fund	49-4465-7841	3,964,450.91
Tax Collections-Credit Card/ACH	49-4465-6662	132,390.28

Certificates of Deposit \$ -

Total Checking Account Balances \$ 10,038,619.89

Amount Over/(Under) Pledged \$ **5,229,156.11**

PNC BANK
EAGLE PASS INDEPENDENT SCHOOL DISTRICT
DEPOSITORY CONTRACT
LIMITS

PLEGGED AMOUNT:

FDIC	\$	250,000.00
SECURITIES: Book Value		-
Market Value		-
Letter of credit (LOC)	\$	13,710,174.00

Total Collateral \$ 13,960,174.00

BANK ACCOUNT BALANCES AS OF: May 31, 2023

Designated Purpose Fund	49-4465-6283	841.02	
Disbursement Fund	49-4465-7868	2,227,395.76	
Elementary Fund	49-4465-7876	491,642.24	
Tax Collections-Escrow Account	49-4249-5711	395,724.10	
Food Service Fund	49-4465-6291	2,185,976.60	
General Operating Fund	49-4466-4734	14,651.67	
Health Insurance Fund	49-4343-8815	1,541,138.56	
I&S Fund	49-4465-7884	97,978.37	
Payroll Fund	49-4465-7841	2,957,455.75	
Tax Collections-Credit Card/ACH	49-4465-6662	81,976.45	
Certificates of Deposit		\$ -	
Total Checking Account Balances			\$ 9,994,780.52
Amount Over/(Under) Pledged			\$ 3,965,393.48

Participant #: 159901

Lone Star™ 2024 3rd Quarter
Investment Pool **Quarterly Statement**

Statement Period: 03/01/2024 to 05/31/2024

Ismael Mijares
Eagle Pass ISD
587 Madison St
Eagle Pass, Texas 78852



Summary of Portfolio Holdings

Account	Fund	Number of Shares	Price Per Share	Account Book Value (USD)	Account Market Value (USD)	% Port.
Elementary Fund	Corporate Overnight Plus Fund	109,409.01	1.00	109,409.01	109,388.73	0.10%
Totals:				109,409.01	109,388.73	

Account	Fund	Number of Shares	Price Per Share	Account Book Value (USD)	Account Market Value (USD)	% Port.
General Fund	Corporate Overnight Plus Fund	103,787,592.82	1.00	103,787,592.82	103,768,358.73	96.44%
Totals:				103,787,592.82	103,768,358.73	

Account	Fund	Number of Shares	Price Per Share	Account Book Value (USD)	Account Market Value (USD)	% Port.
Interest & Sinking Fund	Corporate Overnight Plus Fund	3,719,934.15	1.00	3,719,934.15	3,719,244.77	3.46%
Totals:				3,719,934.15	3,719,244.77	

Totals

Fund	Number of Shares	Price Per Share	Fund Balance (USD)	% Port.
Corporate Overnight Fund	0.00	1.00	0.00	0.00 %
Government Overnight Fund	0.00	1.00	0.00	0.00 %
Corporate Overnight Plus Fund	107,616,935.98	1.00	107,616,935.98	100.00 %
Total Value:			107,616,935.98	100.00 %

Portfolio Transactions

Elementary Fund - Corporate Overnight Plus Fund

Settle Date	Trade Type	Share Balance	Number of Shares	Price/Share	Amount (USD)
03/01/2024	Starting Balance	116,151.22			116,151.22
03/04/2024	Transfer Out	115,583.05	-568.17	1.00	-568.17
03/05/2024	Transfer Out	115,065.85	-517.20	1.00	-517.20
03/28/2024	Transfer Out	114,954.01	-111.84	1.00	-111.84
03/28/2024	Interest	115,489.82	535.81	1.00	535.81

Elementary Fund - Corporate Overnight Plus Fund (Continued)

Settle Date	Trade Type	Share Balance	Number of Shares	Price/Share	Amount (USD)
04/05/2024	Transfer Out	114,562.47	-927.35	1.00	-927.35
04/23/2024	Transfer Out	114,026.66	-535.81	1.00	-535.81
04/29/2024	Transfer Out	110,128.76	-3,897.90	1.00	-3,897.90
04/30/2024	Interest	110,641.32	512.56	1.00	512.56
05/02/2024	Transfer Out	110,277.06	-364.26	1.00	-364.26
05/03/2024	Transfer Out	109,764.50	-512.56	1.00	-512.56
05/29/2024	Transfer Out	108,901.42	-863.08	1.00	-863.08
05/31/2024	Interest	109,409.01	507.59	1.00	507.59
05/31/2024	Ending Balance	109,409.01			109,409.01

General Fund - Corporate Overnight Plus Fund

Settle Date	Trade Type	Share Balance	Number of Shares	Price/Share	Amount (USD)
03/01/2024	Starting Balance	112,509,880.93			112,509,880.93
03/04/2024	Transfer In	112,510,449.10	568.17	1.00	568.17
03/04/2024	Vendor Payment Tristar Risk Management	112,509,277.03	-1,172.07	1.00	-1,172.07
03/05/2024	Transfer In	112,509,794.23	517.20	1.00	517.20
03/05/2024	Withdrawal	109,509,794.23	-3,000,000.00	1.00	-3,000,000.00
03/06/2024	Withdrawal	106,709,794.23	-2,800,000.00	1.00	-2,800,000.00
03/07/2024	Vendor Payment Texas State Natural Gas, Inc.	106,707,696.82	-2,097.41	1.00	-2,097.41
03/08/2024	Vendor Payment Tristar Risk Management	106,673,561.50	-34,135.32	1.00	-34,135.32
03/08/2024	Withdrawal	106,151,637.64	-521,923.86	1.00	-521,923.86
03/11/2024	Deposit	106,177,949.20	26,311.56	1.00	26,311.56
03/11/2024	Deposit	106,232,074.57	54,125.37	1.00	54,125.37
03/11/2024	Vendor Payment Medina's Concrete Work Inc	106,200,048.57	-32,026.00	1.00	-32,026.00
03/12/2024	Deposit	106,244,517.81	44,469.24	1.00	44,469.24
03/12/2024	Deposit	106,488,601.79	244,083.98	1.00	244,083.98
03/12/2024	Deposit	106,491,925.11	3,323.32	1.00	3,323.32
03/12/2024	Deposit	107,014,360.44	522,435.33	1.00	522,435.33
03/12/2024	Deposit	108,031,002.73	1,016,642.29	1.00	1,016,642.29
03/12/2024	Deposit	108,061,069.28	30,066.55	1.00	30,066.55
03/12/2024	Deposit	108,125,167.43	64,098.15	1.00	64,098.15
03/14/2024	Deposit	108,643,588.43	518,421.00	1.00	518,421.00
03/19/2024	Withdrawal	106,638,032.53	-2,005,555.90	1.00	-2,005,555.90
03/20/2024	Withdrawal	104,738,032.53	-1,900,000.00	1.00	-1,900,000.00
03/20/2024	Vendor Payment Tristar Risk Management	104,724,153.71	-13,878.82	1.00	-13,878.82
03/21/2024	Vendor Payment Hellas Construction Inc.	104,720,953.71	-3,200.00	1.00	-3,200.00
03/25/2024	Deposit	115,002,894.71	10,281,941.00	1.00	10,281,941.00
03/25/2024	Withdrawal	114,866,485.69	-136,409.02	1.00	-136,409.02
03/25/2024	Vendor Payment HEB Grocery Company, LP	114,845,933.40	-20,552.29	1.00	-20,552.29
03/25/2024	Vendor Payment Tristar Risk Management	114,831,257.05	-14,676.35	1.00	-14,676.35
03/26/2024	Deposit	116,447,306.86	1,616,049.81	1.00	1,616,049.81
03/26/2024	Vendor Payment Hellas Construction Inc.	116,344,302.63	-103,004.23	1.00	-103,004.23
03/26/2024	Vendor Payment Hellas Construction Inc.	116,310,485.01	-33,817.62	1.00	-33,817.62
03/26/2024	Vendor Payment JP Sanchez Construction Co Inc	115,517,710.01	-792,775.00	1.00	-792,775.00

General Fund - Corporate Overnight Plus Fund (Continued)

Settle Date	Trade Type	Share Balance	Number of Shares	Price/Share	Amount (USD)
03/26/2024	Withdrawal	113,901,660.20	-1,616,049.81	1.00	-1,616,049.81
03/26/2024	Vendor Payment Frontera Construction, LLC	113,761,173.17	-140,487.03	1.00	-140,487.03
03/27/2024	Deposit	113,807,356.64	46,183.47	1.00	46,183.47
03/27/2024	Withdrawal	113,761,173.17	-46,183.47	1.00	-46,183.47
03/27/2024	Vendor Payment Hellas Construction Inc.	113,690,502.32	-70,670.85	1.00	-70,670.85
03/28/2024	Transfer In	113,690,614.16	111.84	1.00	111.84
03/28/2024	Interest	114,198,514.85	507,900.69	1.00	507,900.69
04/02/2024	Withdrawal	113,198,514.85	-1,000,000.00	1.00	-1,000,000.00
04/03/2024	Withdrawal	110,498,514.85	-2,700,000.00	1.00	-2,700,000.00
04/05/2024	Transfer In	110,499,442.20	927.35	1.00	927.35
04/05/2024	Withdrawal	109,399,442.20	-1,100,000.00	1.00	-1,100,000.00
04/08/2024	Vendor Payment Texas State Natural Gas, Inc.	109,397,828.88	-1,613.32	1.00	-1,613.32
04/08/2024	Vendor Payment Tristar Risk Management	109,380,005.53	-17,823.35	1.00	-17,823.35
04/15/2024	Vendor Payment Frontera Construction, LLC	109,293,065.95	-86,939.58	1.00	-86,939.58
04/18/2024	Deposit	109,297,065.95	4,000.00	1.00	4,000.00
04/19/2024	Withdrawal	109,293,065.95	-4,000.00	1.00	-4,000.00
04/22/2024	Vendor Payment Tristar Risk Management	109,274,961.79	-18,104.16	1.00	-18,104.16
04/23/2024	Deposit	109,287,031.44	12,069.65	1.00	12,069.65
04/23/2024	Transfer In	109,287,567.25	535.81	1.00	535.81
04/23/2024	Withdrawal	106,287,567.25	-3,000,000.00	1.00	-3,000,000.00
04/24/2024	Withdrawal	106,275,497.60	-12,069.65	1.00	-12,069.65
04/24/2024	Withdrawal	104,775,497.60	-1,500,000.00	1.00	-1,500,000.00
04/25/2024	Deposit	105,073,689.60	298,192.00	1.00	298,192.00
04/25/2024	Withdrawal	103,773,689.60	-1,300,000.00	1.00	-1,300,000.00
04/26/2024	Vendor Payment Medina's Concrete Work Inc	103,762,098.10	-11,591.50	1.00	-11,591.50
04/26/2024	Vendor Payment HEB Grocery Company, LP	103,747,694.32	-14,403.78	1.00	-14,403.78
04/29/2024	Transfer In	103,751,592.22	3,897.90	1.00	3,897.90
04/29/2024	Withdrawal	103,580,487.03	-171,105.19	1.00	-171,105.19
04/30/2024	Deposit	104,715,938.97	1,135,451.94	1.00	1,135,451.94
04/30/2024	Interest	105,201,953.43	486,014.46	1.00	486,014.46
05/01/2024	Withdrawal	104,066,501.49	-1,135,451.94	1.00	-1,135,451.94
05/02/2024	Transfer In	104,066,865.75	364.26	1.00	364.26
05/02/2024	Vendor Payment Davis Powell Architecture	103,924,065.75	-142,800.00	1.00	-142,800.00
05/02/2024	Vendor Payment JP Sanchez Construction Co Inc	103,577,790.75	-346,275.00	1.00	-346,275.00
05/02/2024	Vendor Payment Davis Powell Architecture	103,488,190.75	-89,600.00	1.00	-89,600.00
05/03/2024	Transfer In	103,488,703.31	512.56	1.00	512.56
05/06/2024	Deposit	103,936,947.31	448,244.00	1.00	448,244.00
05/06/2024	Withdrawal	103,488,703.31	-448,244.00	1.00	-448,244.00
05/07/2024	Deposit	106,095,421.20	2,606,717.89	1.00	2,606,717.89
05/07/2024	Withdrawal	105,045,421.20	-1,050,000.00	1.00	-1,050,000.00
05/07/2024	Withdrawal	102,438,703.31	-2,606,717.89	1.00	-2,606,717.89
05/08/2024	Vendor Payment Texas State Natural Gas, Inc.	102,437,043.26	-1,660.05	1.00	-1,660.05
05/10/2024	Withdrawal	100,437,043.26	-2,000,000.00	1.00	-2,000,000.00
05/13/2024	Deposit	100,522,071.83	85,028.57	1.00	85,028.57

General Fund - Corporate Overnight Plus Fund (Continued)

Settle Date	Trade Type	Share Balance	Number of Shares	Price/Share	Amount (USD)
05/13/2024	Deposit	101,566,708.79	1,044,636.96	1.00	1,044,636.96
05/13/2024	Deposit	101,626,455.49	59,746.70	1.00	59,746.70
05/13/2024	Deposit	102,041,273.30	414,817.81	1.00	414,817.81
05/13/2024	Deposit	102,047,920.10	6,646.80	1.00	6,646.80
05/13/2024	Deposit	102,098,267.62	50,347.52	1.00	50,347.52
05/13/2024	Deposit	102,102,084.62	3,817.00	1.00	3,817.00
05/13/2024	Deposit	102,219,504.04	117,419.42	1.00	117,419.42
05/13/2024	Deposit GSE Antitrust Settlement Effective as of 5/1/2024	102,219,907.14	403.10	1.00	403.10
05/13/2024	Withdrawal	100,437,446.36	-1,782,460.78	1.00	-1,782,460.78
05/15/2024	Deposit	100,438,779.69	1,333.33	1.00	1,333.33
05/15/2024	Withdrawal	100,437,446.36	-1,333.33	1.00	-1,333.33
05/16/2024	Vendor Payment Tristar Risk Management	100,426,241.33	-11,205.03	1.00	-11,205.03
05/20/2024	Vendor Payment TASB Risk Management Fund	100,414,109.37	-12,131.96	1.00	-12,131.96
05/20/2024	Vendor Payment E 3 Entegral Solutions, Inc.	100,388,989.37	-25,120.00	1.00	-25,120.00
05/21/2024	Withdrawal	97,388,989.37	-3,000,000.00	1.00	-3,000,000.00
05/22/2024	Withdrawal	94,388,989.37	-3,000,000.00	1.00	-3,000,000.00
05/23/2024	Vendor Payment Tristar Risk Management	94,370,519.47	-18,469.90	1.00	-18,469.90
05/24/2024	Deposit	104,019,128.47	9,648,609.00	1.00	9,648,609.00
05/28/2024	Withdrawal	103,968,501.63	-50,626.84	1.00	-50,626.84
05/28/2024	Vendor Payment HEB Grocery Company, LP	103,951,216.71	-17,284.92	1.00	-17,284.92
05/29/2024	Deposit	105,514,236.84	1,563,020.13	1.00	1,563,020.13
05/29/2024	Transfer In	105,515,099.92	863.08	1.00	863.08
05/29/2024	Withdrawal	103,952,079.79	-1,563,020.13	1.00	-1,563,020.13
05/30/2024	Withdrawal	103,352,079.79	-600,000.00	1.00	-600,000.00
05/31/2024	Vendor Payment Medina's Concrete Work Inc	103,348,196.04	-3,883.75	1.00	-3,883.75
05/31/2024	Vendor Payment Medina's Concrete Work Inc	103,317,484.54	-30,711.50	1.00	-30,711.50
05/31/2024	Interest	103,787,592.82	470,108.28	1.00	470,108.28
05/31/2024	Ending Balance	103,787,592.82			103,787,592.82

Interest & Sinking Fund - Corporate Overnight Plus Fund

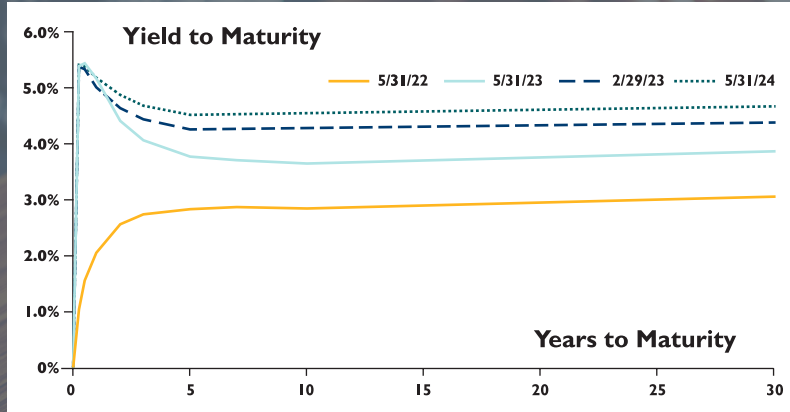
Settle Date	Trade Type	Share Balance	Number of Shares	Price/Share	Amount (USD)
03/01/2024	Starting Balance	3,470,750.22			3,470,750.22
03/28/2024	Interest	3,486,896.86	16,146.64	1.00	16,146.64
04/22/2024	Deposit	3,686,896.86	200,000.00	1.00	200,000.00
04/30/2024	Interest	3,702,805.08	15,908.22	1.00	15,908.22
05/31/2024	Interest	3,719,934.15	17,129.07	1.00	17,129.07
05/31/2024	Ending Balance	3,719,934.15			3,719,934.15

Important Information about this statement

Please review this statement carefully, it is the official record of your account with Lone Star Investment Pool and First Public, LLC. If you disagree with any transaction, or if there are any errors or omissions in this statement please notify us promptly in writing, but no later than 10 business days after receipt of this statement. Trades pending settlement will not appear on this statement. All such trades will appear in the next monthly statement. The yield for the period is an annualized rate that reflects the relationship between the average amount of income earned and the average daily balance for the account. Please notify First Public promptly and in writing of any changes of address or phone number. Times of transactions will be furnished upon written request. The Lone Star Investment Pool Information Statement should be read carefully before investing. Investors should consider the investment objectives, risks, charges and expenses associated with municipal fund securities before investing. All transactions are no load. No remuneration has, or will be, paid to any entity in connection with this transaction. An investor may obtain an Information Statement by contacting First Public at the address and phone number identified above. An investment in Lone Star investment Pool is not insured or guaranteed by the Federal Deposit Insurance Corporation ("FDIC") or any other government agency and although Lone Star Investment Pool seeks to preserve the value of the investment at a fixed share price, it is possible to lose money by investing in municipal fund securities.

Quarterly Position Report

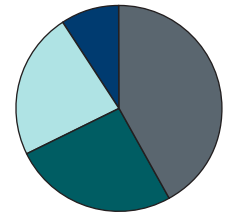
May 31, 2024



US Treasury bond yields rose by as much as 25 basis points across the curve in the three-month period ending May 31 as expectations increased that the Federal Reserve (Fed) will not change the target rate until later in 2024. The Dow Jones Industrial Average, S&P 500, and Nasdaq-100 indexes reached new all-time highs but finished the three-month period mixed as they returned -0.7%, +4.0% and +3.5%, respectively. The labor market continued to show strength despite a weaker-than-expected April number. In the first five months of 2024, US payrolls added an average of 248,000 jobs per month. The unemployment rate ticked slightly higher to 4.0%. Headline inflation declined from 3.5% to 3.4% after increasing by 0.3% month over month. The figures come as a relief after three consecutive hotter-than-expected inflation reports to start the year. As was widely expected, the Fed held interest rates steady in a range of 5.25% to 5.50% at the May 1 Federal Open Market Committee meeting. The Fed also trimmed its quantitative tightening activity by reducing the monthly cap for Treasury securities from \$60 billion to \$25 billion. At the end of May, the federal funds futures market was pricing in one to two rate cuts for 2024, with the first cut coming in September at the earliest.

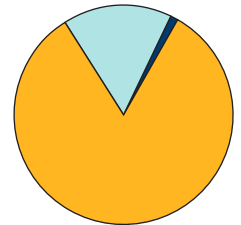
Government Overnight Fund		Duration 0.09090
	Participant Assets	Market Value
Beginning of Quarter Balance	6,951,461,094.66	6,951,531,640.66
Deposits	2,736,471,119.63	
Withdrawals	(3,251,451,377.30)	
End of Quarter Balance	6,436,480,836.99	6,436,384,164.59

Agencies	42%
Treasuries	26%
Cash/Repo	23%
MM Funds	9%



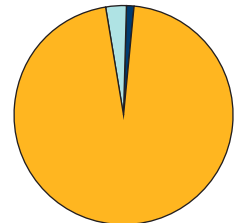
Corporate Overnight Fund		Duration 0.21410
	Participant Assets	Market Value
Beginning of Quarter Balance	4,046,661,167.80	4,046,579,635.05
Deposits	894,925,704.55	
Withdrawals	(1,096,739,616.41)	
End of Quarter Balance	3,844,847,255.94	3,844,293,923.88

Commercial Paper	83%
Cash/Repo	16%
MM Funds	1%



Corporate Overnight Plus Fund		Duration 0.26222
	Participant Assets	Market Value
Beginning of Quarter Balance	13,839,961,934.94	13,839,783,333.75
Deposits	3,958,480,973.84	
Withdrawals	(6,295,340,003.49)	
End of Quarter Balance	11,503,102,905.29	11,500,971,131.31

Commercial Paper	96%
Cash/Repo	3%
MM Funds	1%



Returns

	March		April		May	
	Average Rate	7-day SEC Yield	Average Rate	7-day SEC Yield	Average Rate	7-day SEC Yield
Govt Overnight Fund	5.33%	5.34%	5.33%	5.34%	5.32%	5.33%
Corp Overnight Fund	5.48%	5.48%	5.46%	5.46%	5.44%	5.45%
Corp Overnight Plus Fund	5.49%	5.50%	5.47%	5.48%	5.46%	5.47%

William Mastrodicasa
William Mastrodicasa

Lone Star Investment Pool Investment Officers

Tammy Davis
Tammy Davis