

[Back](#)

Aubrey ISD Parent Survey Spring 2015 Results Overview

Respondents: 17 displayed, 331 total

Status: Closed

Launched Date: N/A

Closed Date: 05/05/2015

Display: Page 1 ▼

Active Report Filters:
 Filter Type: Question;
 QuestionID: 3348 AnswerID:
 14432

Manage Filters: 1 filter

Share Results: Disabled

[More](#)

1. Which Aubrey ISD campus will this survey represent?

	Response Total	Response Percent
H.L. Brockett Elementary School	0	0%
James A. Monaco Elementary School	0	0%
Aubrey Middle School	0	0%
Aubrey High School	0	0%
Early Bird Learning Center	17	100%
Total Respondents	17	

2. What is your level of satisfaction with your child's preparation for his/her next level of education?

	Response Total	Response Percent
Very Satisfied	12	71%
Satisfied	4	24%
No Opinion	0	0%
Dissatisfied	1	6%
Very Dissatisfied	0	0%
Please explain (click box before commenting):	0	0%
Total Respondents	17	

3. What is your level of satisfaction with interactions you have observed between the teacher(s) and your student?




	Response Total	Response Percent
Very Satisfied	14	82%
Satisfied	2	12%
No Opinion	0	0%
Dissatisfied	1	6%
Very Dissatisfied	0	0%
Please explain (click box before commenting):	0	0%
Total Respondents	17	

4. What is your level of satisfaction with the appropriateness of discipline in our school?

	Response Total	Response Percent
Very Satisfied	11	65%
Satisfied	4	24%
No Opinion	1	6%
Dissatisfied	1	6%

Very Dissatisfied		0	0%
Please explain (click box before commenting):		0	0%
Total Respondents		17	





5. What is your level of satisfaction with parent involvement activities at your school this year? (ie. Math Night, Watch DOGS, Choir/Band Presentations, Library Activities, Field Trips, Graduation Meetings, Parent Information, etc.)

		Response Total	Response Percent
Very Satisfied		9	53%
Satisfied		7	41%
No Opinion		1	6%
Dissatisfied		0	0%
Very Dissatisfied		0	0%
Please explain (click box before commenting):		0	0%
Total Respondents		17	

6. What is your level of satisfaction with parent/teacher conferences this year?

		Response Total	Response Percent
Very Satisfied		6	35%
Satisfied		4	24%
No Opinion		1	6%
Dissatisfied		0	0%
Very Dissatisfied		0	0%
My child did not require a parent conference this year		7	41%
Please explain (click box before commenting):		0	0%
Total Respondents		17	

7. What is your level of satisfaction with our facilities?

		Response Total	Response Percent
Very Satisfied		8	47%
Satisfied		7	41%
No Opinion		0	0%
Dissatisfied		1	6%
Very Dissatisfied		0	0%
Please explain (click box before commenting): view		1	6%
Total Respondents		17	

8. What is your level of satisfaction with Durham transportation services?

		Response Total	Response Percent
Very Satisfied		1	6%
Satisfied		2	12%
No Opinion		14	82%
Dissatisfied		0	0%
Very Dissatisfied		0	0%
Please explain (click box before commenting):		0	0%
Total Respondents		17	

9. What is your level of satisfaction with our food services?

		Response Total	Response Percent
Very Satisfied		6	35%
Satisfied		8	47%
No Opinion		2	12%
Dissatisfied		1	6%
Very Dissatisfied		0	0%
Please explain (click box before commenting):		0	0%

Total Respondents 17

10. What is your level of satisfaction with classroom/technology tools available to your child?

		Response Total	Response Percent
Very Satisfied		8	47%
Satisfied		5	29%
No Opinion		3	18%
Dissatisfied		1	6%
Very Dissatisfied		0	0%
Please explain (click before commenting):		0	0%
Total Respondents		17	

11. What is your level of satisfaction with our district website and Facebook page?

		Response Total	Response Percent
Very Satisfied		9	53%
Satisfied		4	24%
No Opinion		3	18%
Dissatisfied		0	0%
Very Dissatisfied		0	0%
Please explain (click box before commenting): view		1	6%
Total Respondents		17	

12. What is your level of satisfaction with our campus and teacher websites?

		Response Total	Response Percent
Very Satisfied		3	18%
Satisfied		7	41%
No Opinion		7	41%
Dissatisfied		0	0%
Very Dissatisfied		0	0%
Please explain (click box before commenting):		0	0%
Total Respondents		17	

13. Do you feel welcome in your child's school this year?

		Response Total	Response Percent
Very Welcome		16	94%
Somewhat welcome		1	6%
No Opinion		0	0%
Not welcome		0	0%
Very unwelcome		0	0%
Please explain (click box before commenting):		0	0%
Total Respondents		17	

14. Do you feel welcome in your child's classroom this year?

		Response Total	Response Percent
Very Welcome		15	88%
Somewhat welcome		2	12%
No Opinion		0	0%
Not welcome		0	0%
Very unwelcome		0	0%
Please explain (click box before commenting):		0	0%
Total Respondents		17	

15. How safe does your child feel at school?

Response Response

	Total	Percent
Very Safe	13	76%
Safe	5	29%
Unsafe	0	0%
Please explain (click box before commenting):	0	0%
Total Respondents	17	

16. Are there certain areas of the school where your child does not feel safe? If so, where?

	Response Total	Response Percent
None, my child feels safe in all areas	16	94%
Classroom	0	0%
Playground	1	6%
Restrooms	1	6%
School Bus	0	0%
Hallways/Locker Areas	0	0%
Gym	1	6%
Athletic Facilities	0	0%
After School Care	0	0%
Other:	0	0%
Total Respondents	17	

17. How often has your child felt bullied at his/her school this year?

	Response Total	Response Percent
Never	14	82%
one or two times	1	6%
three or four times	1	6%
more than four times	0	0%
Please explain (click box before commenting): view	1	6%
Total Respondents	17	

18. Do you feel your child's school appropriately follows up on reports of abuse, theft, or bullying?

	Response Total	Response Percent
Yes, always	11	65%
sometimes	0	0%
never	0	0%
don't know	6	35%
Please explain (click box before commenting):	0	0%
Total Respondents	17	

19. Please answer the questions to the best of your knowledge. Do our schools provide the following:

	yes	no	Do Not Know/Not Applicable	Response Total
PTA, PTO, and/or Booster Clubs	52.94% (9)	5.88% (1)	41.18% (7)	17
Back to School Events	82.35% (14)	0% (0)	17.65% (3)	17
Assemblies and Awards Programs	70.59% (12)	5.88% (1)	23.53% (4)	17
Communication via email and social media	82.35% (14)	5.88% (1)	11.76% (2)	17
Access to online resources for student learning	29.41% (5)	5.88% (1)	64.71% (11)	17
Web filters for Internet Safety	29.41% (5)	0% (0)	70.59% (12)	17
Character Education Programs	52.94% (9)	0% (0)	47.06% (8)	17
Student Leadership Opportunities (Student Council, etc)	17.65% (3)	5.88% (1)	76.47% (13)	17
College and Career Days (Dress up days, guest speakers)	41.18% (7)	5.88% (1)	52.94% (9)	17
Pullout GT classes for Elementary Students	17.65% (3)	0% (0)	82.35% (14)	17
Pre-AP, AP, and Dual Credit Classes	17.65% (3)	5.88% (1)	76.47% (13)	17
UIL and other Academic events for students who excel	17.65% (3)	5.88% (1)	76.47% (13)	17
Jr. Beta/Beta Club	17.65% (3)	5.88% (1)	76.47% (13)	17
Open House Opportunities	88.24% (15)	0% (0)	11.76% (2)	17
Positive School Climate Initiatives	64.71% (11)	0% (0)	35.29% (6)	17
Attendance Incentives	35.29% (6)	5.88% (1)	58.82% (10)	17
UIL Opportunities related to Fine Arts (Music, Art, or Theater)	17.65% (3)	5.88% (1)	76.47% (13)	17

Performances/Exhibits of Fine Arts (Music, Art, or Theater)	23.53% (4)	5.88% (1)	70.59% (12)	17
Course Offerings in Fine Arts (Music, Art, or Theater)	17.65% (3)	5.88% (1)	76.47% (13)	17
English as a Second Language (ESL) Classes	35.29% (6)	0% (0)	64.71% (11)	17
Letters and Notices in both English and Spanish	41.18% (7)	0% (0)	58.82% (10)	17
Interpreters for Parents needing language support	29.41% (5)	0% (0)	70.59% (12)	17
Health Assistant (School Nurse)	64.71% (11)	0% (0)	35.29% (6)	17
Activities for drug free life choices (Red Ribbon week)	35.29% (6)	0% (0)	64.71% (11)	17
Health related events (walk-a-thons, field days, blood drives)	29.41% (5)	0% (0)	70.59% (12)	17
			Total Respondents	17

20. From your perspective, what are some of the strengths of our school?

[View responses to this question](#) [view](#)

Total Respondents 17

21. From your perspective, what are some areas that our school needs to improve upon?

[View responses to this question](#) [view](#)

Total Respondents 17